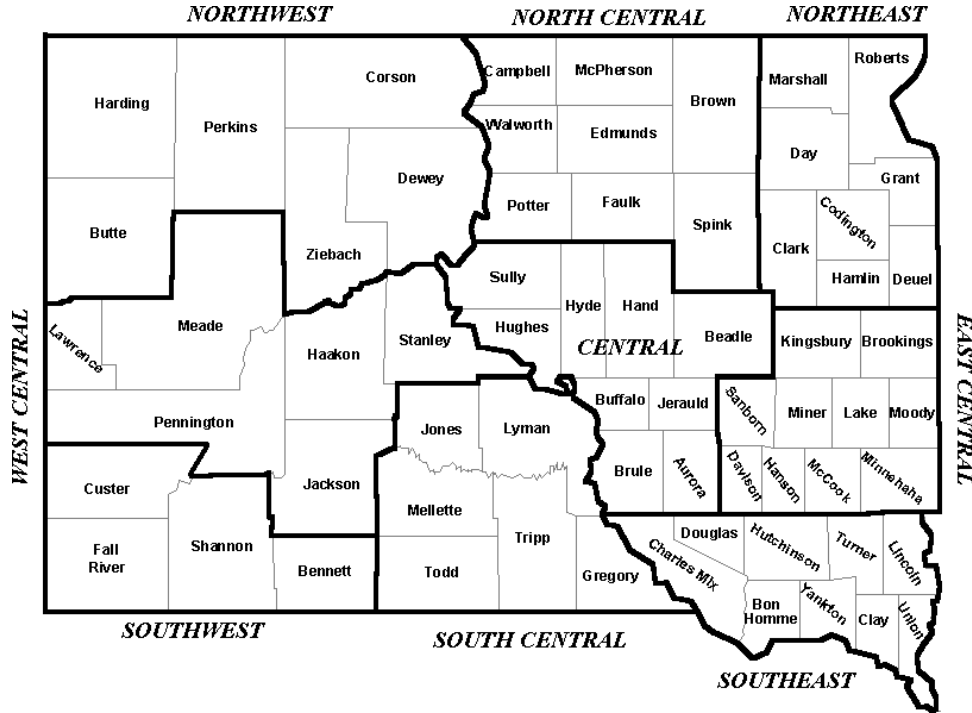


# SOUTH DAKOTA COUNTY PROFILES

The following section highlights each county in South Dakota. Crops produced, livestock inventories and agricultural cash receipts are displayed with the appropriate rank among all counties. Data published here is available elsewhere in this bulletin, but is also in this consolidated form for each county. Also included for each county are 2007 agricultural census

data for number of farms, land in farms, harvested cropland, and average size of farm. Below is a table with the data for the entire State with the inclusion of South Dakota's ranking nationwide. On succeeding pages each county is listed alphabetically. If you have any questions on this section, please get in touch with us.

## SOUTH DAKOTA DATA and RANK IN UNITED STATES



2010 Census Population .....	814,180
Land Area .....	48,573,443 (acres)

Census - 2007	Number	Rank
Number of Farms .....	31,169	29
Land in Farms .....	43,666,403 (acres)	5
Total Cropland .....	19,094,311 (acres)	8
Average Size Farm .....	1,401 (acres)	6

Cash Receipts - 2011 <sup>1</sup>	Dollars	Rank
Crops .....	6,206,573,000	13
Livestock .....	4,001,879,000	17
Government Payments .....	303,439,000	12
Total Receipts .....	10,208,452,000	13

Crops - 2012	Planted Acres	Harvested Acres	Yield	Production	Rank
Corn, Grain .....	6,150,000 (bu.)	5,300,000	101.0	535,300,000	6
Soybeans .....	4,750,000 (bu.)	4,710,000	30.0	141,300,000	9
Sunflower, Oil .....	580,000 (lbs)	560,000	1,410.0	789,600,000	2
Sorghum .....	200,000 (bu.)	140,000	42.0	5,880,000	5
Wheat, Spring .....	1,080,000 (bu.)	1,020,000	41.0	41,820,000	4
Wheat, Winter .....	1,320,000 (bu.)	1,210,000	50.0	60,500,000	7
Oats .....	160,000 (bu.)	50,000	68.0	3,400,000	7
Hay, Alfalfa .....	(tons)	1,850,000	1.40	2,590,000	5
Hay, Other .....	(tons)	1,250,000	1.20	1,500,000	18

Livestock - Jan 1, 2013	Number	Rank
All Cattle .....	3,850,000	6
Beef Cows .....	1,688,000	5
Milk Cows .....	92,000	23

<sup>1</sup> Cash Receipts: The state and county level cash receipts in this section, are from the Bureau of Economic Analysis, United States Department of Commerce.



**AURORA**

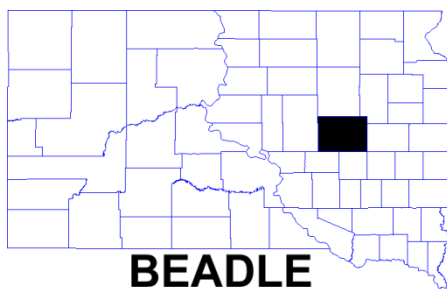
2010 Census Population ..... 2,710  
 Land Area ..... (acres) 453,268

Census - 2007	Number	Rank
Number of Farms .....	379	39
Land in Farms .....(acres)	364,612	47
Total Cropland .....(acres)	228,775	46
Average Size Farm ....(acres)	962	39

Cash Receipts - 2011				Dollars	Rank
Crops .....				93,822,000	31
Livestock .....				71,972,000	22
Government Payments .....				2,961,000	44
Total Receipts .....				165,794,000	30

Crops - 2012	Planted Acres	Harvested Acres	Yield	Production	Rank
Corn, Grain .....(bu.)	88,100	73,700	63.9	4,709,000	35
Soybeans .....(bu.)	78,500	78,000	21.3	1,658,000	29
Sunflower, Oil .....(lbs)					
Sorghum .....(bu.)					
Wheat, Spring .....(bu.)					
Wheat, Winter .....(bu.)	16,200	15,000	81.9	1,228,000	18
Oats .....(bu.)	1,900	300	93.3	28,000	38
Hay, Alfalfa .....(tons)		21,000	1.95	41,000	24
Hay, Other .....(tons)					

Livestock - Jan 1, 2013		Number	Rank
All Cattle .....		48,000	42
Beef Cows .....			
Milk Cows .....			



**BEADLE**

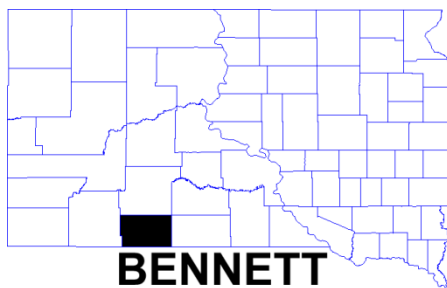
2010 Census Population ..... 17,398  
 Land Area ..... (acres) 806,028

Census - 2007	Number	Rank
Number of Farms .....	750	7
Land in Farms .....(acres)	769,855	20
Total Cropland .....(acres)	492,427	5
Average Size Farm ....(acres)	1,026	37

Cash Receipts - 2011				Dollars	Rank
Crops .....				173,402,000	6
Livestock .....				121,975,000	4
Government Payments .....				6,822,000	11
Total Receipts .....				295,377,000	5

Crops - 2012	Planted Acres	Harvested Acres	Yield	Production	Rank
Corn, Grain .....(bu.)	212,500	188,000	96.0	18,040,000	6
Soybeans .....(bu.)	176,000	175,800	28.0	4,918,000	8
Sunflower, Oil .....(lbs)					
Sorghum .....(bu.)					
Wheat, Spring .....(bu.)	5,100	5,000	51.0	255,000	30
Wheat, Winter .....(bu.)					
Oats .....(bu.)	900	500	82.0	41,000	33
Hay, Alfalfa .....(tons)		43,000	1.70	74,000	4
Hay, Other .....(tons)		43,000	1.45	62,000	3

Livestock - Jan 1, 2013		Number	Rank
All Cattle .....		120,000	3
Beef Cows .....		43,500	6
Milk Cows .....		1,200	15



**BENNETT**

2010 Census Population ..... 3,431  
 Land Area ..... (acres) 758,654

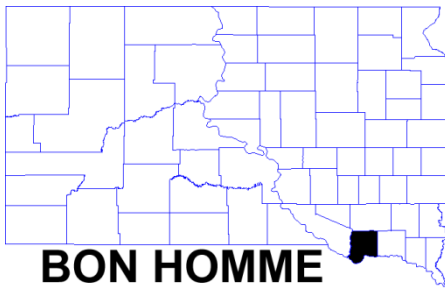
Census - 2007	Number	Rank
Number of Farms .....	265	54
Land in Farms .....(acres)	753,263	21
Total Cropland .....(acres)	257,213	32
Average Size Farm ....(acres)	2,843	16

Cash Receipts - 2011				Dollars	Rank
Crops .....				27,400,000	57
Livestock .....				22,556,000	57
Government Payments .....				3,134,000	42
Total Receipts .....				49,956,000	61

Crops - 2012	Planted Acres	Harvested Acres	Yield	Production	Rank
Corn, Grain .....(bu.)					
Soybeans .....(bu.)					
Sunflower, Oil .....(lbs)					
Sorghum .....(bu.)					
Wheat, Spring .....(bu.)					
Wheat, Winter .....(bu.)					
Oats .....(bu.)					
Hay, Alfalfa .....(tons)					
Hay, Other .....(tons)					

Livestock - Jan 1, 2013		Number	Rank
All Cattle .....		44,500	44
Beef Cows .....		25,000	29
Milk Cows .....			

94 COUNTY PROFILES



**BON HOMME**

2010 Census Population .....	7,070	
Land Area .....	360,606 (acres)	
Census - 2007	Number	Rank
Number of Farms .....	563	20
Land in Farms .....	308,583 (acres)	58
Total Cropland .....	219,754 (acres)	47
Average Size Farm ....	548 (acres)	57

Cash Receipts - 2011		Dollars	Rank
Crops .....		84,949,000	33
Livestock .....		83,432,000	16
Government Payments .....		4,637,000	29
Total Receipts .....		168,381,000	27

Crops - 2012	Planted Acres	Harvested Acres	Yield	Production	Rank
Corn, Grain .....	104,500 (bu.)	61,200	31.2	1,910,000	46
Soybeans .....	95,000 (bu.)	93,800	11.4	1,068,000	39
Sunflower, Oil .....	(lbs)				
Sorghum .....	(bu.)				
Wheat, Spring .....	(bu.)				
Wheat, Winter .....	7,300 (bu.)	7,200	65.0	468,000	32
Oats .....	(bu.)				
Hay, Alfalfa .....	(tons)	25,000	1.60	40,000	27
Hay, Other .....	(tons)	13,000	1.25	16,000	35

Livestock - Jan 1, 2013		Number	Rank
All Cattle .....		64,000	24
Beef Cows .....		15,600	48
Milk Cows .....		700	27



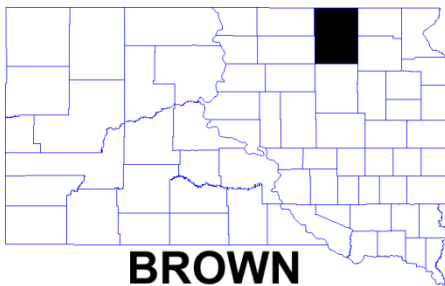
**BROOKINGS**

2010 Census Population .....	31,965	
Land Area .....	508,490 (acres)	
Census - 2007	Number	Rank
Number of Farms .....	986	3
Land in Farms .....	462,579 (acres)	40
Total Cropland .....	351,302 (acres)	19
Average Size Farm ....	469 (acres)	63

Cash Receipts - 2011		Dollars	Rank
Crops .....		154,974,000	11
Livestock .....		136,381,000	1
Government Payments .....		7,565,000	8
Total Receipts .....		291,355,000	6

Crops - 2012	Planted Acres	Harvested Acres	Yield	Production	Rank
Corn, Grain .....	152,500 (bu.)	137,000	131.5	18,013,000	7
Soybeans .....	124,000 (bu.)	123,500	39.5	4,876,000	9
Sunflower, Oil .....	(lbs)				
Sorghum .....	(bu.)				
Wheat, Spring .....	5,900 (bu.)	5,850	54.4	318,000	28
Wheat, Winter .....	(bu.)				
Oats .....	3,000 (bu.)	2,300	112.6	259,000	1
Hay, Alfalfa .....	(tons)				
Hay, Other .....	(tons)				

Livestock - Jan 1, 2013		Number	Rank
All Cattle .....		76,000	14
Beef Cows .....		23,500	34
Milk Cows .....		11,200	1



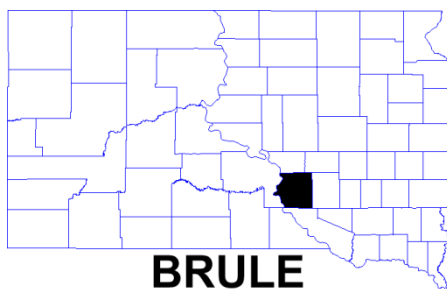
**BROWN**

2010 Census Population .....	36,531	
Land Area .....	1,096,208 (acres)	
Census - 2007	Number	Rank
Number of Farms .....	1,036	2
Land in Farms .....	1,085,020 (acres)	11
Total Cropland .....	827,589 (acres)	1
Average Size Farm ....	1,047 (acres)	36

Cash Receipts - 2011		Dollars	Rank
Crops .....		289,697,000	2
Livestock .....		78,131,000	19
Government Payments .....		22,816,000	1
Total Receipts .....		367,828,000	2

Crops - 2012	Planted Acres	Harvested Acres	Yield	Production	Rank
Corn, Grain .....	337,000 (bu.)	335,500	153.2	51,397,000	1
Soybeans .....	288,000 (bu.)	286,000	40.5	11,590,000	1
Sunflower, Oil .....	(lbs)				
Sorghum .....	(bu.)				
Wheat, Spring .....	(bu.)				
Wheat, Winter .....	(bu.)				
Oats .....	(bu.)				
Hay, Alfalfa .....	(tons)	22,000	2.75	60,000	14
Hay, Other .....	(tons)				

Livestock - Jan 1, 2013		Number	Rank
All Cattle .....		75,000	15
Beef Cows .....		31,500	19
Milk Cows .....		1,800	13



**BRULE**

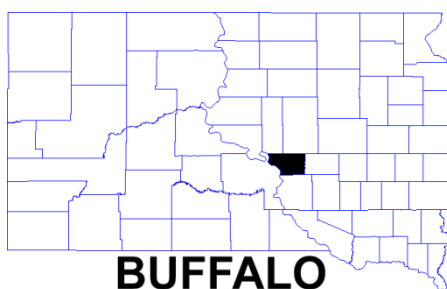
2010 Census Population ..... 5,255  
 Land Area ..... (acres) 524,190

Census - 2007	Number	Rank
Number of Farms .....	370	40
Land in Farms .....(acres)	518,462	33
Total Cropland .....(acres)	287,619	27
Average Size Farm ....(acres)	1,401	30

Cash Receipts - 2011		Dollars	Rank
Crops .....		101,887,000	28
Livestock .....		69,850,000	26
Government Payments .....		3,133,000	43
Total Receipts .....		171,737,000	25

Crops - 2012	Planted Acres	Harvested Acres	Yield	Production	Rank
Corn, Grain .....(bu.)	101,500	81,000	74.7	6,048,000	30
Soybeans .....(bu.)	64,000	63,800	25.0	1,598,000	31
Sunflower, Oil .....(lbs)	5,000	4,450	1,370.0	6,080,000	28
Sorghum .....(bu.)	2,500	350	60.0	21,000	14
Wheat, Spring .....(bu.)	1,400	1,350	32.6	44,000	45
Wheat, Winter .....(bu.)	27,000	22,800	66.6	1,518,000	13
Oats .....(bu.)	4,900	1,300	75.4	98,000	11
Hay, Alfalfa .....(tons)		25,000	1.70	42,000	23
Hay, Other .....(tons)		47,000	1.10	51,000	4

Livestock - Jan 1, 2013		Number	Rank
All Cattle .....		83,000	10
Beef Cows .....			
Milk Cows .....			



**BUFFALO**

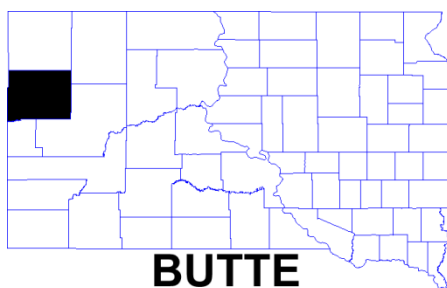
2010 Census Population ..... 1,912  
 Land Area ..... (acres) 301,207

Census - 2007	Number	Rank
Number of Farms .....	86	66
Land in Farms .....(acres)	312,068	56
Total Cropland .....(acres)	73,824	65
Average Size Farm ....(acres)	3,629	8

Cash Receipts - 2011		Dollars	Rank
Crops .....		31,512,000	54
Livestock .....		17,277,000	62
Government Payments .....		822,000	63
Total Receipts .....		48,789,000	62

Crops - 2012	Planted Acres	Harvested Acres	Yield	Production	Rank
Corn, Grain .....(bu.)					
Soybeans .....(bu.)	17,500	14,000	20.0	280,000	46
Sunflower, Oil .....(lbs)					
Sorghum .....(bu.)					
Wheat, Spring .....(bu.)					
Wheat, Winter .....(bu.)					
Oats .....(bu.)					
Hay, Alfalfa .....(tons)		7,000	0.70	5,000	65
Hay, Other .....(tons)					

Livestock - Jan 1, 2013		Number	Rank
All Cattle .....		27,500	59
Beef Cows .....		13,500	57
Milk Cows .....			



**BUTTE**

2010 Census Population ..... 10,110  
 Land Area ..... (acres) 1,439,092

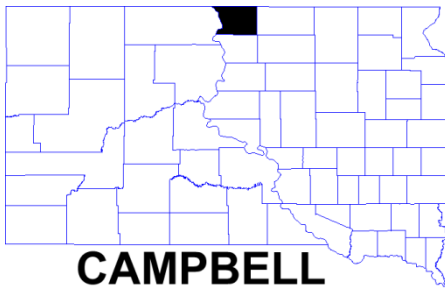
Census - 2007	Number	Rank
Number of Farms .....	584	17
Land in Farms .....(acres)	1,140,405	10
Total Cropland .....(acres)	163,375	58
Average Size Farm ....(acres)	1,953	22

Cash Receipts - 2011		Dollars	Rank
Crops .....		32,107,000	53
Livestock .....		54,328,000	34
Government Payments .....		1,581,000	58
Total Receipts .....		86,435,000	49

Crops - 2012	Planted Acres	Harvested Acres	Yield	Production	Rank
Corn, Grain .....(bu.)	12,200	9,000	111.3	1,002,000	52
Soybeans .....(bu.)					
Sunflower, Oil .....(lbs)					
Sorghum .....(bu.)					
Wheat, Spring .....(bu.)					
Wheat, Winter .....(bu.)					
Oats .....(bu.)	4,100	700	44.3	31,000	37
Hay, Alfalfa .....(tons)		52,000	2.35	122,000	1
Hay, Other .....(tons)		11,000	0.90	10,000	54

Livestock - Jan 1, 2013		Number	Rank
All Cattle .....		67,000	21
Beef Cows .....		30,000	21
Milk Cows .....		100	37

96 COUNTY PROFILES



**CAMPBELL**

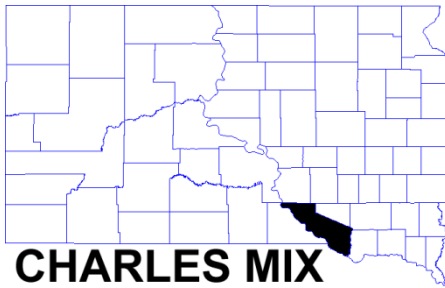
2010 Census Population ..... 1,466  
 Land Area ..... (acres) 470,941

Census - 2007	Number	Rank
Number of Farms .....	318	46
Land in Farms ..... (acres)	400,871	44
Total Cropland ..... (acres)	205,605	51
Average Size Farm .... (acres)	1,261	35

Cash Receipts - 2011		Dollars	Rank
Crops .....		61,424,000	44
Livestock .....		26,108,000	53
Government Payments .....		3,235,000	40
Total Receipts .....		87,532,000	47

Crops - 2012	Planted Acres	Harvested Acres	Yield	Production	Rank
Corn, Grain .....(bu.)	65,200	60,000	100.8	6,048,000	30
Soybeans .....(bu.)	41,000	39,400	31.6	1,245,000	37
Sunflower, Oil ..... (lbs)	16,700	16,500	1,710.0	28,240,000	9
Sorghum .....(bu.)					
Wheat, Spring .....(bu.)	45,600	44,800	41.0	1,838,000	9
Wheat, Winter .....(bu.)	4,700	4,600	43.0	198,000	47
Oats .....(bu.)	4,500	1,400	75.0	105,000	8
Hay, Alfalfa ..... (tons)					
Hay, Other ..... (tons)		19,000	1.55	29,000	19

Livestock - Jan 1, 2013		Number	Rank
All Cattle .....		39,500	50
Beef Cows .....		16,200	46
Milk Cows .....		300	31



**CHARLES MIX**

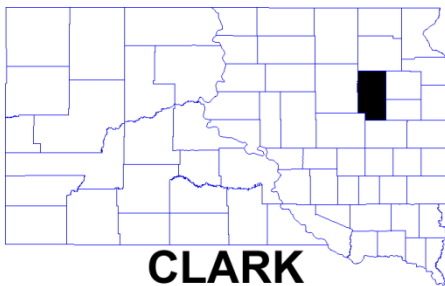
2010 Census Population ..... 9,129  
 Land Area ..... (acres) 702,900

Census - 2007	Number	Rank
Number of Farms .....	693	10
Land in Farms ..... (acres)	660,519	23
Total Cropland ..... (acres)	403,374	12
Average Size Farm .... (acres)	953	40

Cash Receipts - 2011		Dollars	Rank
Crops .....		143,916,000	16
Livestock .....		121,517,000	5
Government Payments .....		5,980,000	18
Total Receipts .....		265,433,000	9

Crops - 2012	Planted Acres	Harvested Acres	Yield	Production	Rank
Corn, Grain .....(bu.)	150,000	101,900	54.5	5,550,000	33
Soybeans .....(bu.)	133,000	132,000	20.5	2,710,000	22
Sunflower, Oil ..... (lbs)					
Sorghum .....(bu.)					
Wheat, Spring .....(bu.)					
Wheat, Winter .....(bu.)	44,000	43,000	56.4	2,426,000	8
Oats .....(bu.)	3,700	400	57.5	23,000	40
Hay, Alfalfa ..... (tons)		33,000	1.95	64,000	12
Hay, Other ..... (tons)		27,000	1.20	33,000	15

Livestock - Jan 1, 2013		Number	Rank
All Cattle .....		105,000	4
Beef Cows .....		42,500	8
Milk Cows .....		1,200	15



**CLARK**

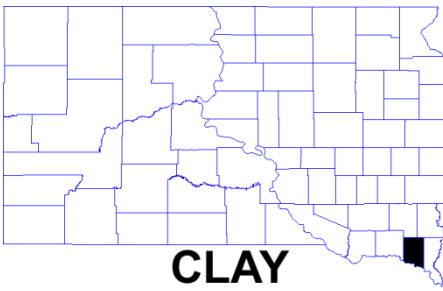
2010 Census Population ..... 3,691  
 Land Area ..... (acres) 613,127

Census - 2007	Number	Rank
Number of Farms .....	577	19
Land in Farms ..... (acres)	508,768	37
Total Cropland ..... (acres)	335,735	20
Average Size Farm .... (acres)	882	42

Cash Receipts - 2011		Dollars	Rank
Crops .....		119,879,000	22
Livestock .....		105,890,000	11
Government Payments .....		7,036,000	9
Total Receipts .....		225,769,000	14

Crops - 2012	Planted Acres	Harvested Acres	Yield	Production	Rank
Corn, Grain .....(bu.)	150,000	137,000	110.4	15,120,000	14
Soybeans .....(bu.)	150,000	149,400	32.2	4,815,000	10
Sunflower, Oil ..... (lbs)					
Sorghum .....(bu.)					
Wheat, Spring .....(bu.)	18,100	17,800	50.0	890,000	18
Wheat, Winter .....(bu.)					
Oats .....(bu.)	2,100	200	50.0	10,000	50
Hay, Alfalfa ..... (tons)					
Hay, Other ..... (tons)					

Livestock - Jan 1, 2013		Number	Rank
All Cattle .....		77,000	12
Beef Cows .....		24,000	32
Milk Cows .....		1,300	14



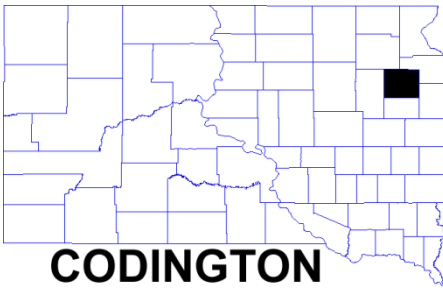
**CLAY**

2010 Census Population .....	13,864
Land Area ..... (acres)	263,450
<b>Census - 2007</b>	<b>Number Rank</b>
Number of Farms .....	484 29
Land in Farms ..... (acres)	266,697 63
Total Cropland ..... (acres)	237,334 41
Average Size Farm .... (acres)	551 56

Cash Receipts - 2011		Dollars	Rank
Crops .....		107,454,000	24
Livestock .....		25,456,000	54
Government Payments .....		4,560,000	31
<b>Total Receipts .....</b>		<b>132,910,000</b>	<b>34</b>

Crops - 2012	Planted Acres	Harvested Acres	Yield	Production	Rank
Corn, Grain ..... (bu.)	111,500	106,800	68.9	7,363,000	28
Soybeans ..... (bu.)	89,000	88,600	18.1	1,601,000	30
Sunflower, Oil ..... (lbs)					
Sorghum ..... (bu.)					
Wheat, Spring ..... (bu.)					
Wheat, Winter ..... (bu.)					
Oats ..... (bu.)					
Hay, Alfalfa ..... (tons)		18,000	2.50	45,000	20
Hay, Other ..... (tons)		3,000	1.65	5,000	61

Livestock - Jan 1, 2013		Number	Rank
All Cattle .....		15,500	65
Beef Cows .....			
Milk Cows .....			



**CODINGTON**

2010 Census Population .....	27,227
Land Area ..... (acres)	440,165
<b>Census - 2007</b>	<b>Number Rank</b>
Number of Farms .....	663 12
Land in Farms ..... (acres)	367,107 46
Total Cropland ..... (acres)	247,710 38
Average Size Farm .... (acres)	554 55

Cash Receipts - 2011		Dollars	Rank
Crops .....		86,293,000	32
Livestock .....		61,399,000	30
Government Payments .....		4,298,000	34
<b>Total Receipts .....</b>		<b>147,692,000</b>	<b>32</b>

Crops - 2012	Planted Acres	Harvested Acres	Yield	Production	Rank
Corn, Grain ..... (bu.)	109,000	89,300	132.5	11,831,000	18
Soybeans ..... (bu.)	90,000	88,600	32.6	2,886,000	20
Sunflower, Oil ..... (lbs)					
Sorghum ..... (bu.)					
Wheat, Spring ..... (bu.)	20,700	20,300	50.8	1,032,000	17
Wheat, Winter ..... (bu.)					
Oats ..... (bu.)	2,800	1,600	88.1	141,000	5
Hay, Alfalfa ..... (tons)		20,000	2.05	41,000	24
Hay, Other ..... (tons)					

Livestock - Jan 1, 2013		Number	Rank
All Cattle .....		61,000	26
Beef Cows .....		18,100	43
Milk Cows .....		6,000	6



**CORSON**

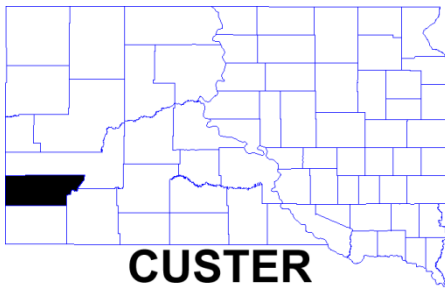
2010 Census Population .....	4,050
Land Area ..... (acres)	1,582,757
<b>Census - 2007</b>	<b>Number Rank</b>
Number of Farms .....	392 38
Land in Farms ..... (acres)	1,283,038 6
Total Cropland ..... (acres)	372,883 16
Average Size Farm .... (acres)	3,273 12

Cash Receipts - 2011		Dollars	Rank
Crops .....		70,618,000	39
Livestock .....		41,344,000	42
Government Payments .....		2,225,000	54
<b>Total Receipts .....</b>		<b>111,962,000</b>	<b>43</b>

Crops - 2012	Planted Acres	Harvested Acres	Yield	Production	Rank
Corn, Grain ..... (bu.)	45,600	32,100	64.1	2,059,000	44
Soybeans ..... (bu.)	2,800	2,200	20.0	44,000	50
Sunflower, Oil ..... (lbs)	47,000	45,900	1,200.0	55,250,000	4
Sorghum ..... (bu.)					
Wheat, Spring ..... (bu.)	90,600	88,700	28.0	2,488,000	4
Wheat, Winter ..... (bu.)	16,300	16,200	49.1	795,000	22
Oats ..... (bu.)	9,100	1,300	35.4	46,000	29
Hay, Alfalfa ..... (tons)		77,000	0.55	44,000	21
Hay, Other ..... (tons)		25,000	0.80	20,000	30

Livestock - Jan 1, 2013		Number	Rank
All Cattle .....		88,000	8
Beef Cows .....			
Milk Cows .....			

98 COUNTY PROFILES



**CUSTER**

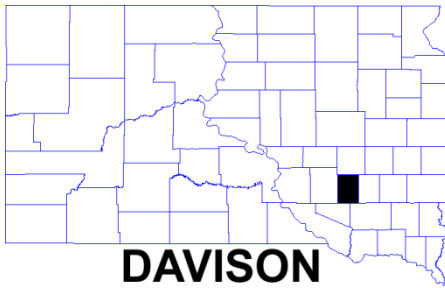
2010 Census Population ..... 8,216  
 Land Area .....(acres) 996,969

Census - 2007	Number	Rank
Number of Farms .....	359	42
Land in Farms .....(acres)	601,129	28
Total Cropland .....(acres)	87,234	64
Average Size Farm ....(acres)	1,674	25

Cash Receipts - 2011		Dollars	Rank
Crops .....		907,000	66
Livestock .....		18,343,000	61
Government Payments .....		258,000	65
Total Receipts .....		19,250,000	65

Crops - 2012	Planted Acres	Harvested Acres	Yield	Production	Rank
Corn, Grain .....(bu.)	2,100	500	74.0	37,000	66
Soybeans .....(bu.)					
Sunflower, Oil .....(lbs)					
Sorghum .....(bu.)					
Wheat, Spring .....(bu.)					
Wheat, Winter .....(bu.)	3,400	2,100	17.1	36,000	57
Oats .....(bu.)					
Hay, Alfalfa .....(tons)					
Hay, Other .....(tons)					

Livestock - Jan 1, 2013		Number	Rank
All Cattle .....		23,000	64
Beef Cows .....			
Milk Cows .....			



**DAVISON**

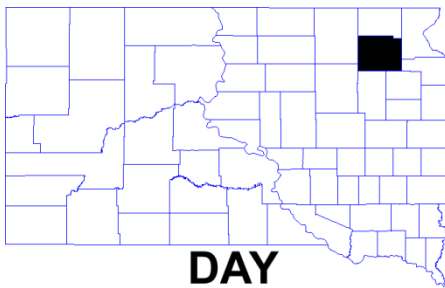
2010 Census Population ..... 19,504  
 Land Area .....(acres) 278,690

Census - 2007	Number	Rank
Number of Farms .....	406	36
Land in Farms .....(acres)	279,524	61
Total Cropland .....(acres)	214,888	48
Average Size Farm ....(acres)	688	49

Cash Receipts - 2011		Dollars	Rank
Crops .....		72,023,000	38
Livestock .....		42,582,000	40
Government Payments .....		3,296,000	39
Total Receipts .....		114,605,000	42

Crops - 2012	Planted Acres	Harvested Acres	Yield	Production	Rank
Corn, Grain .....(bu.)					
Soybeans .....(bu.)					
Sunflower, Oil .....(lbs)					
Sorghum .....(bu.)					
Wheat, Spring .....(bu.)					
Wheat, Winter .....(bu.)					
Oats .....(bu.)					
Hay, Alfalfa .....(tons)		15,000	1.95	29,000	39
Hay, Other .....(tons)		9,000	1.45	13,000	44

Livestock - Jan 1, 2013		Number	Rank
All Cattle .....		36,000	56
Beef Cows .....		15,000	50
Milk Cows .....		800	23



**DAY**

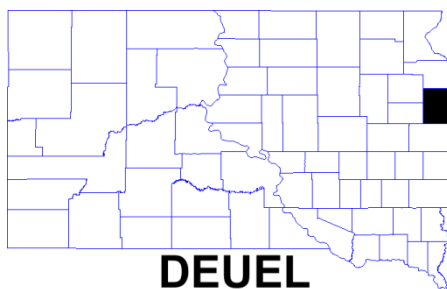
2010 Census Population ..... 5,710  
 Land Area .....(acres) 658,329

Census - 2007	Number	Rank
Number of Farms .....	675	11
Land in Farms .....(acres)	567,218	30
Total Cropland .....(acres)	386,994	14
Average Size Farm ....(acres)	840	45

Cash Receipts - 2011		Dollars	Rank
Crops .....		131,633,000	20
Livestock .....		36,250,000	48
Government Payments .....		9,334,000	4
Total Receipts .....		167,883,000	28

Crops - 2012	Planted Acres	Harvested Acres	Yield	Production	Rank
Corn, Grain .....(bu.)	124,500	119,700	138.9	16,628,000	9
Soybeans .....(bu.)	146,000	145,500	35.9	5,228,000	5
Sunflower, Oil .....(lbs)					
Sorghum .....(bu.)					
Wheat, Spring .....(bu.)	41,200	40,600	49.8	2,022,000	8
Wheat, Winter .....(bu.)					
Oats .....(bu.)	1,500	800	77.5	62,000	16
Hay, Alfalfa .....(tons)		18,000	2.00	36,000	32
Hay, Other .....(tons)		17,000	1.35	23,000	25

Livestock - Jan 1, 2013		Number	Rank
All Cattle .....		48,500	40
Beef Cows .....		20,500	38
Milk Cows .....		2,300	12



**DEUEL**

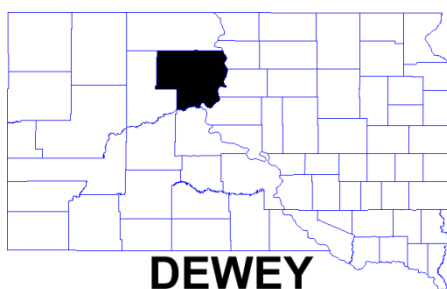
2010 Census Population ..... 4,364  
 Land Area ..... (acres) 399,094

Census - 2007	Number	Rank
Number of Farms .....	583	18
Land in Farms .....(acres)	317,164	54
Total Cropland .....(acres)	199,572	53
Average Size Farm ....(acres)	544	58

Cash Receipts - 2011		Dollars	Rank
Crops .....		72,710,000	37
Livestock .....		75,300,000	20
Government Payments .....		5,992,000	17
Total Receipts .....		148,010,000	31

Crops - 2012	Planted Acres	Harvested Acres	Yield	Production	Rank
Corn, Grain .....(bu.)	108,000	96,300	114.0	10,981,000	19
Soybeans .....(bu.)	84,000	83,700	38.9	3,254,000	17
Sunflower, Oil .....(lbs)					
Sorghum .....(bu.)					
Wheat, Spring .....(bu.)	7,900	7,800	63.1	492,000	24
Wheat, Winter .....(bu.)					
Oats .....(bu.)	4,000	2,200	92.3	203,000	3
Hay, Alfalfa .....(tons)					
Hay, Other .....(tons)					

Livestock - Jan 1, 2013		Number	Rank
All Cattle .....		53,000	35
Beef Cows .....		18,700	41
Milk Cows .....		5,500	8



**DEWEY**

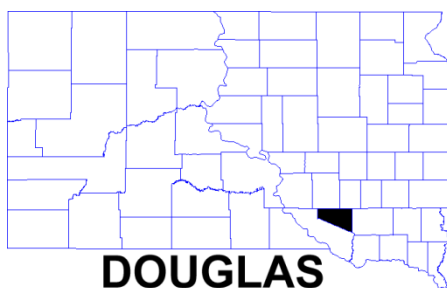
2010 Census Population ..... 5,301  
 Land Area ..... (acres) 1,473,800

Census - 2007	Number	Rank
Number of Farms .....	410	35
Land in Farms .....(acres)	1,449,585	4
Total Cropland .....(acres)	249,994	36
Average Size Farm ....(acres)	3,536	9

Cash Receipts - 2011		Dollars	Rank
Crops .....		56,898,000	46
Livestock .....		37,234,000	47
Government Payments .....		1,739,000	57
Total Receipts .....		94,132,000	46

Crops - 2012	Planted Acres	Harvested Acres	Yield	Production	Rank
Corn, Grain .....(bu.)	32,200	24,400	46.9	1,145,000	49
Soybeans .....(bu.)					
Sunflower, Oil .....(lbs)					
Sorghum .....(bu.)					
Wheat, Spring .....(bu.)	34,300	31,000	27.1	841,000	19
Wheat, Winter .....(bu.)	23,600	23,300	38.2	890,000	19
Oats .....(bu.)	4,500	400	40.0	16,000	46
Hay, Alfalfa .....(tons)		74,000	0.95	69,000	8
Hay, Other .....(tons)					

Livestock - Jan 1, 2013		Number	Rank
All Cattle .....		68,000	20
Beef Cows .....			
Milk Cows .....			



**DOUGLAS**

2010 Census Population ..... 3,002  
 Land Area ..... (acres) 277,515

Census - 2007	Number	Rank
Number of Farms .....	363	41
Land in Farms .....(acres)	225,166	64
Total Cropland .....(acres)	157,298	59
Average Size Farm ....(acres)	620	53

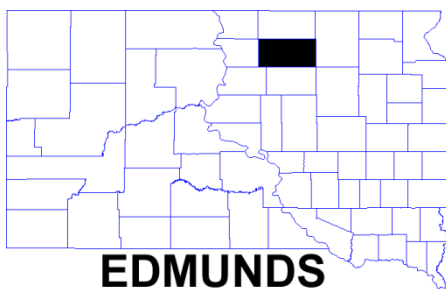
Cash Receipts - 2011		Dollars	Rank
Crops .....		65,890,000	41
Livestock .....		101,056,000	13
Government Payments .....		2,769,000	49
Total Receipts .....		166,946,000	29

Crops - 2012	Planted Acres	Harvested Acres	Yield	Production	Rank
Corn, Grain .....(bu.)	78,000	57,200	51.2	2,929,000	43
Soybeans .....(bu.)	73,000	72,700	19.3	1,402,000	35
Sunflower, Oil .....(lbs)					
Sorghum .....(bu.)					
Wheat, Spring .....(bu.)					
Wheat, Winter .....(bu.)	11,700	11,400	62.2	709,000	27
Oats .....(bu.)	2,100	900	51.1	46,000	29
Hay, Alfalfa .....(tons)					
Hay, Other .....(tons)					

Livestock - Jan 1, 2013		Number	Rank
All Cattle .....		39,000	51
Beef Cows .....		13,600	56
Milk Cows .....		800	23



**100 COUNTY PROFILES**



**EDMUNDS**

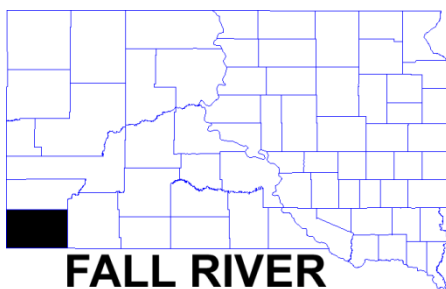
2010 Census Population ..... 4,071  
 Land Area .....(acres) 733,217

Census - 2007	Number	Rank
Number of Farms .....	425	34
Land in Farms .....(acres)	656,678	24
Total Cropland .....(acres)	454,285	8
Average Size Farm ....(acres)	1,545	28

Cash Receipts - 2011		Dollars	Rank
Crops .....		160,362,000	9
Livestock .....		86,535,000	15
Government Payments .....		5,265,000	23
Total Receipts .....		246,897,000	11

Crops - 2012	Planted Acres	Harvested Acres	Yield	Production	Rank
Corn, Grain .....(bu.)	159,000	140,100	115.0	16,113,000	11
Soybeans .....(bu.)	172,000	170,300	33.3	5,667,000	4
Sunflower, Oil .....(lbs)					
Sorghum .....(bu.)					
Wheat, Spring .....(bu.)	42,000	41,700	49.5	2,065,000	6
Wheat, Winter .....(bu.)	3,900	3,700	54.9	203,000	46
Oats .....(bu.)					
Hay, Alfalfa .....(tons)					
Hay, Other .....(tons)					

Livestock - Jan 1, 2013		Number	Rank
All Cattle .....		69,000	19
Beef Cows .....		25,000	29
Milk Cows .....		1,000	18



**FALL RIVER**

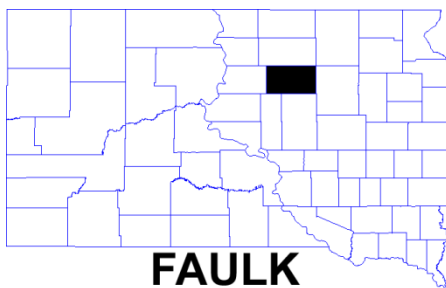
2010 Census Population ..... 7,094  
 Land Area .....(acres) 1,113,551

Census - 2007	Number	Rank
Number of Farms .....	330	45
Land in Farms .....(acres)	949,697	15
Total Cropland .....(acres)	97,105	63
Average Size Farm ....(acres)	2,878	15

Cash Receipts - 2011		Dollars	Rank
Crops .....		9,593,000	63
Livestock .....		110,089,000	9
Government Payments .....		888,000	62
Total Receipts .....		119,682,000	39

Crops - 2012	Planted Acres	Harvested Acres	Yield	Production	Rank
Corn, Grain .....(bu.)					
Soybeans .....(bu.)					
Sunflower, Oil .....(lbs)					
Sorghum .....(bu.)					
Wheat, Spring .....(bu.)					
Wheat, Winter .....(bu.)	10,900	8,800	23.3	205,000	44
Oats .....(bu.)					
Hay, Alfalfa .....(tons)					
Hay, Other .....(tons)					

Livestock - Jan 1, 2013		Number	Rank
All Cattle .....		56,000	31
Beef Cows .....		37,500	11
Milk Cows .....			



**FAULK**

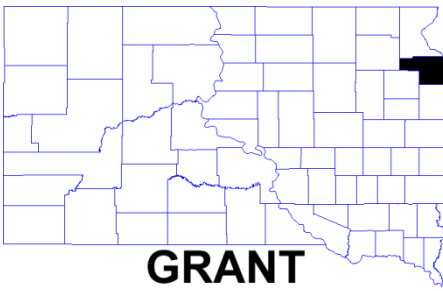
2010 Census Population ..... 2,364  
 Land Area .....(acres) 640,148

Census - 2007	Number	Rank
Number of Farms .....	294	51
Land in Farms .....(acres)	614,607	26
Total Cropland .....(acres)	373,400	15
Average Size Farm ....(acres)	2,091	21

Cash Receipts - 2011		Dollars	Rank
Crops .....		121,371,000	21
Livestock .....		50,910,000	36
Government Payments .....		3,370,000	38
Total Receipts .....		172,281,000	24

Crops - 2012	Planted Acres	Harvested Acres	Yield	Production	Rank
Corn, Grain .....(bu.)	142,000	135,000	110.2	14,880,000	15
Soybeans .....(bu.)	138,000	137,300	31.4	4,305,000	11
Sunflower, Oil .....(lbs)	6,100	6,100	1,720.0	10,500,000	20
Sorghum .....(bu.)					
Wheat, Spring .....(bu.)	33,000	32,800	52.1	1,710,000	10
Wheat, Winter .....(bu.)	11,200	11,100	69.6	773,000	25
Oats .....(bu.)					
Hay, Alfalfa .....(tons)		28,000	1.25	35,000	34
Hay, Other .....(tons)		20,000	1.25	25,000	22

Livestock - Jan 1, 2013		Number	Rank
All Cattle .....		67,000	21
Beef Cows .....		30,000	21
Milk Cows .....		300	31



**GRANT**

2010 Census Population ..... 7,356  
 Land Area ..... (acres) 436,818

Census - 2007	Number	Rank
Number of Farms .....	555	22
Land in Farms .....(acres)	363,689	48
Total Cropland .....(acres)	263,680	29
Average Size Farm ....(acres)	655	52

Cash Receipts - 2011				Dollars	Rank
Crops .....				103,902,000	26
Livestock .....				81,950,000	17
Government Payments .....				4,400,000	33
Total Receipts .....				185,852,000	22

Crops - 2012	Planted Acres	Harvested Acres	Yield	Production	Rank
Corn, Grain .....(bu.)	114,000	102,000	134.2	13,684,000	17
Soybeans .....(bu.)	95,000	94,700	33.4	3,167,000	18
Sunflower, Oil .....(lbs)					
Sorghum .....(bu.)					
Wheat, Spring .....(bu.)	23,300	23,200	52.5	1,219,000	15
Wheat, Winter .....(bu.)					
Oats .....(bu.)	2,100	700	78.6	55,000	21
Hay, Alfalfa .....(tons)		19,000	2.90	55,000	15
Hay, Other .....(tons)					

Livestock - Jan 1, 2013		Number	Rank
All Cattle .....		57,000	29
Beef Cows .....		14,000	55
Milk Cows .....		9,200	3



**GREGORY**

2010 Census Population ..... 4,271  
 Land Area ..... (acres) 650,224

Census - 2007	Number	Rank
Number of Farms .....	511	28
Land in Farms .....(acres)	654,445	25
Total Cropland .....(acres)	256,276	33
Average Size Farm ....(acres)	1,281	34

Cash Receipts - 2011				Dollars	Rank
Crops .....				78,539,000	35
Livestock .....				48,598,000	37
Government Payments .....				2,581,000	52
Total Receipts .....				127,137,000	37

Crops - 2012	Planted Acres	Harvested Acres	Yield	Production	Rank
Corn, Grain .....(bu.)	66,900	44,000	34.5	1,517,000	47
Soybeans .....(bu.)	41,000	36,800	14.9	548,000	45
Sunflower, Oil .....(lbs)	2,000	1,900	1,110.0	2,100,000	34
Sorghum .....(bu.)					
Wheat, Spring .....(bu.)					
Wheat, Winter .....(bu.)	15,300	14,900	55.6	829,000	21
Oats .....(bu.)	6,900	2,700	64.8	175,000	4
Hay, Alfalfa .....(tons)		57,000	1.20	67,000	9
Hay, Other .....(tons)		24,000	0.90	21,000	28

Livestock - Jan 1, 2013		Number	Rank
All Cattle .....		74,000	16
Beef Cows .....		36,500	12
Milk Cows .....		800	23



**HAAKON**

2010 Census Population ..... 1,937  
 Land Area ..... (acres) 1,160,391

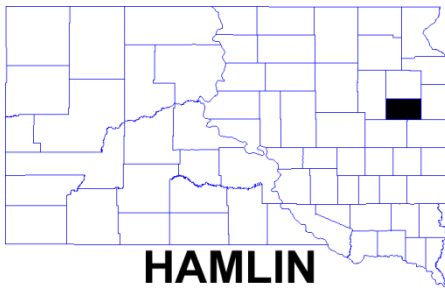
Census - 2007	Number	Rank
Number of Farms .....	284	52
Land in Farms .....(acres)	1,151,144	9
Total Cropland .....(acres)	324,654	23
Average Size Farm ....(acres)	4,053	6

Cash Receipts - 2011				Dollars	Rank
Crops .....				45,376,000	49
Livestock .....				36,102,000	49
Government Payments .....				6,230,000	13
Total Receipts .....				81,478,000	52

Crops - 2012	Planted Acres	Harvested Acres	Yield	Production	Rank
Corn, Grain .....(bu.)	29,500	17,000	34.2	581,000	54
Soybeans .....(bu.)					
Sunflower, Oil .....(lbs)	20,500	19,100	1,050.0	20,050,000	12
Sorghum .....(bu.)					
Wheat, Spring .....(bu.)	14,300	7,800	16.2	126,000	38
Wheat, Winter .....(bu.)	112,000	82,800	34.0	2,815,000	6
Oats .....(bu.)					
Hay, Alfalfa .....(tons)					
Hay, Other .....(tons)		34,000	0.95	32,000	17

Livestock - Jan 1, 2013		Number	Rank
All Cattle .....		71,000	17
Beef Cows .....		39,500	10
Milk Cows .....			

**102 COUNTY PROFILES**



**HAMLIN**

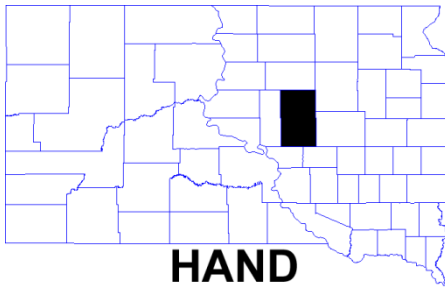
2010 Census Population ..... 5,903  
 Land Area .....(acres) 327,167

Census - 2007	Number	Rank
Number of Farms .....	449	31
Land in Farms .....(acres)	309,740	57
Total Cropland .....(acres)	244,785	39
Average Size Farm ....(acres)	690	48

Cash Receipts - 2011		Dollars	Rank
Crops .....		104,510,000	25
Livestock .....		64,579,000	29
Government Payments .....		5,464,000	20
Total Receipts .....		169,089,000	26

Crops - 2012	Planted Acres	Harvested Acres	Yield	Production	Rank
Corn, Grain .....(bu.)	111,000	103,700	141.8	14,702,000	16
Soybeans .....(bu.)	93,000	92,700	43.5	4,028,000	13
Sunflower, Oil .....(lbs)					
Sorghum .....(bu.)					
Wheat, Spring .....(bu.)					
Wheat, Winter .....(bu.)					
Oats .....(bu.)	1,400	700	85.7	60,000	17
Hay, Alfalfa .....(tons)					
Hay, Other .....(tons)					

Livestock - Jan 1, 2013		Number	Rank
All Cattle .....		43,500	46
Beef Cows .....		12,800	59
Milk Cows .....		5,600	7



**HAND**

2010 Census Population ..... 3,431  
 Land Area .....(acres) 919,492

Census - 2007	Number	Rank
Number of Farms .....	484	29
Land in Farms .....(acres)	898,741	18
Total Cropland .....(acres)	506,248	4
Average Size Farm ....(acres)	1,857	23

Cash Receipts - 2011		Dollars	Rank
Crops .....		153,523,000	12
Livestock .....		78,398,000	18
Government Payments .....		5,079,000	25
Total Receipts .....		231,921,000	13

Crops - 2012	Planted Acres	Harvested Acres	Yield	Production	Rank
Corn, Grain .....(bu.)	187,500	169,600	95.7	16,224,000	10
Soybeans .....(bu.)	147,000	146,900	27.8	4,079,000	12
Sunflower, Oil .....(lbs)	19,000	19,000	1,860.0	35,360,000	7
Sorghum .....(bu.)					
Wheat, Spring .....(bu.)	29,500	28,900	52.0	1,504,000	13
Wheat, Winter .....(bu.)	31,600	30,600	76.6	2,345,000	9
Oats .....(bu.)	1,900	700	55.7	39,000	34
Hay, Alfalfa .....(tons)		37,000	1.75	65,000	11
Hay, Other .....(tons)					

Livestock - Jan 1, 2013		Number	Rank
All Cattle .....		105,000	4
Beef Cows .....		43,000	7
Milk Cows .....		800	23



**HANSON**

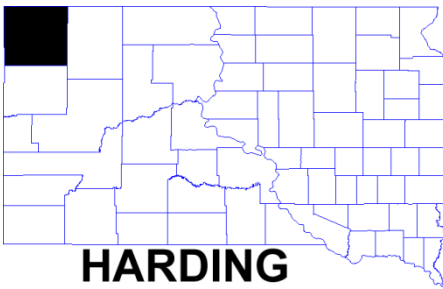
2010 Census Population ..... 3,331  
 Land Area .....(acres) 278,205

Census - 2007	Number	Rank
Number of Farms .....	308	47
Land in Farms .....(acres)	219,023	65
Total Cropland .....(acres)	174,403	57
Average Size Farm ....(acres)	711	46

Cash Receipts - 2011		Dollars	Rank
Crops .....		75,625,000	36
Livestock .....		40,497,000	44
Government Payments .....		3,507,000	37
Total Receipts .....		116,122,000	41

Crops - 2012	Planted Acres	Harvested Acres	Yield	Production	Rank
Corn, Grain .....(bu.)	88,500	76,400	67.4	5,146,000	34
Soybeans .....(bu.)	85,000	84,700	24.1	2,044,000	28
Sunflower, Oil .....(lbs)					
Sorghum .....(bu.)					
Wheat, Spring .....(bu.)					
Wheat, Winter .....(bu.)					
Oats .....(bu.)					
Hay, Alfalfa .....(tons)		6,000	2.50	15,000	57
Hay, Other .....(tons)					

Livestock - Jan 1, 2013		Number	Rank
All Cattle .....		24,500	63
Beef Cows .....		11,900	61
Milk Cows .....		900	19



**HARDING**

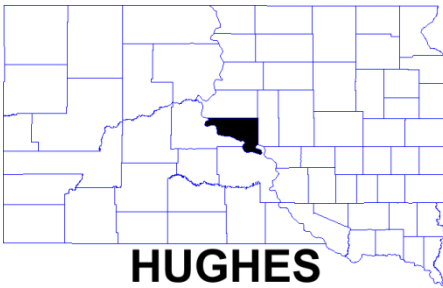
2010 Census Population ..... 1,255  
 Land Area ..... (acres) 1,709,161

Census - 2007	Number	Rank
Number of Farms .....	252	56
Land in Farms .....(acres)	1,596,101	3
Total Cropland .....(acres)	207,638	49
Average Size Farm ....(acres)	6,334	1

Cash Receipts - 2011		Dollars	Rank
Crops .....		21,540,000	61
Livestock .....		38,736,000	46
Government Payments .....		1,133,000	59
Total Receipts .....		60,276,000	56

Crops - 2012	Planted Acres	Harvested Acres	Yield	Production	Rank
Corn, Grain .....(bu.)					
Soybeans .....(bu.)					
Sunflower, Oil .....(lbs)					
Sorghum .....(bu.)					
Wheat, Spring .....(bu.)					
Wheat, Winter .....(bu.)	2,900	2,200	31.8	70,000	50
Oats .....(bu.)	5,100	300	26.7	8,000	52
Hay, Alfalfa .....(tons)					
Hay, Other .....(tons)					

Livestock - Jan 1, 2013		Number	Rank
All Cattle .....		63,000	25
Beef Cows .....		40,000	9
Milk Cows .....			



**HUGHES**

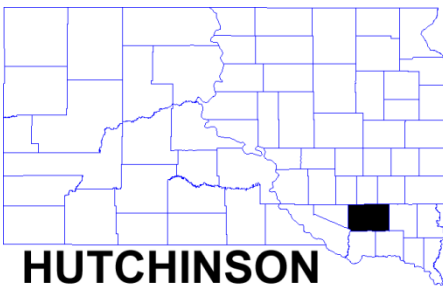
2010 Census Population ..... 17,022  
 Land Area ..... (acres) 474,221

Census - 2007	Number	Rank
Number of Farms .....	305	48
Land in Farms .....(acres)	411,199	43
Total Cropland .....(acres)	235,077	43
Average Size Farm ....(acres)	1,348	32

Cash Receipts - 2011		Dollars	Rank
Crops .....		102,428,000	27
Livestock .....		29,388,000	51
Government Payments .....		3,173,000	41
Total Receipts .....		131,816,000	35

Crops - 2012	Planted Acres	Harvested Acres	Yield	Production	Rank
Corn, Grain .....(bu.)					
Soybeans .....(bu.)					
Sunflower, Oil .....(lbs)	40,500	40,200	1,580.0	63,670,000	2
Sorghum .....(bu.)					
Wheat, Spring .....(bu.)	31,100	29,800	52.3	1,558,000	12
Wheat, Winter .....(bu.)	52,000	51,000	69.5	3,543,000	4
Oats .....(bu.)	1,700	600	95.0	57,000	19
Hay, Alfalfa .....(tons)		7,000	1.30	9,000	61
Hay, Other .....(tons)		13,000	1.25	16,000	35

Livestock - Jan 1, 2013		Number	Rank
All Cattle .....		26,500	60
Beef Cows .....		14,500	53
Milk Cows .....			



**HUTCHINSON**

2010 Census Population ..... 7,343  
 Land Area ..... (acres) 520,341

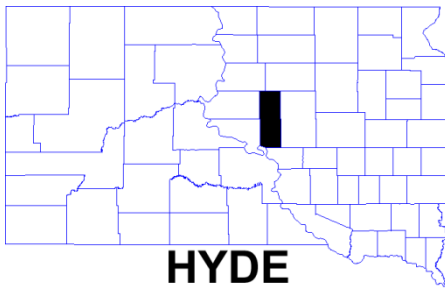
Census - 2007	Number	Rank
Number of Farms .....	723	8
Land in Farms .....(acres)	509,775	36
Total Cropland .....(acres)	394,680	13
Average Size Farm ....(acres)	705	47

Cash Receipts - 2011		Dollars	Rank
Crops .....		192,872,000	5
Livestock .....		123,070,000	3
Government Payments .....		8,664,000	6
Total Receipts .....		315,942,000	3

Crops - 2012	Planted Acres	Harvested Acres	Yield	Production	Rank
Corn, Grain .....(bu.)	168,500	116,700	30.0	3,501,000	39
Soybeans .....(bu.)	155,000	154,000	19.2	2,960,000	19
Sunflower, Oil .....(lbs)					
Sorghum .....(bu.)					
Wheat, Spring .....(bu.)					
Wheat, Winter .....(bu.)	9,300	7,600	68.0	517,000	29
Oats .....(bu.)	1,800	600	65.0	39,000	34
Hay, Alfalfa .....(tons)		25,000	1.60	40,000	27
Hay, Other .....(tons)					

Livestock - Jan 1, 2013		Number	Rank
All Cattle .....		70,000	18
Beef Cows .....		25,500	28
Milk Cows .....		2,600	10

**104 COUNTY PROFILES**



**HYDE**

2010 Census Population .....	1,420	
Land Area .....(acres)	551,085	
Census - 2007	Number	Rank
Number of Farms .....	181	63
Land in Farms .....(acres)	480,989	38
Total Cropland .....(acres)	207,217	50
Average Size Farm ....(acres)	2,657	17

Cash Receipts - 2011		Dollars	Rank
Crops .....		64,728,000	42
Livestock .....		21,722,000	59
Government Payments .....		2,012,000	55
Total Receipts .....		86,450,000	48

Crops - 2012	Planted Acres	Harvested Acres	Yield	Production	Rank
Corn, Grain .....(bu.)	72,800	55,300	76.9	4,254,000	37
Soybeans .....(bu.)					
Sunflower, Oil .....(lbs)	31,500	31,500	1,710.0	54,020,000	5
Sorghum .....(bu.)					
Wheat, Spring .....(bu.)	26,100	25,500	51.1	1,303,000	14
Wheat, Winter .....(bu.)					
Oats .....(bu.)					
Hay, Alfalfa .....(tons)		27,000	1.30	35,000	34
Hay, Other .....(tons)		35,000	1.45	51,000	4

Livestock - Jan 1, 2013		Number	Rank
All Cattle .....		50,000	38
Beef Cows .....		26,500	27
Milk Cows .....			



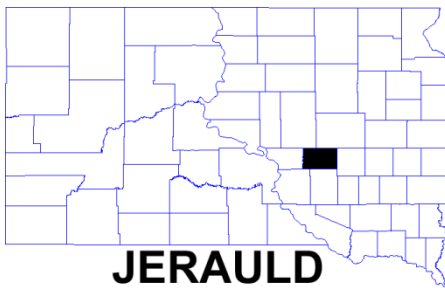
**JACKSON**

2010 Census Population .....	3,031	
Land Area .....(acres)	1,196,347	
Census - 2007	Number	Rank
Number of Farms .....	297	50
Land in Farms .....(acres)	1,184,156	8
Total Cropland .....(acres)	228,994	45
Average Size Farm ....(acres)	3,987	7

Cash Receipts - 2011		Dollars	Rank
Crops .....		27,230,000	58
Livestock .....		28,233,000	52
Government Payments .....		2,858,000	46
Total Receipts .....		55,463,000	60

Crops - 2012	Planted Acres	Harvested Acres	Yield	Production	Rank
Corn, Grain .....(bu.)					
Soybeans .....(bu.)					
Sunflower, Oil .....(lbs)	9,200	8,700	1,150.0	10,000,000	21
Sorghum .....(bu.)					
Wheat, Spring .....(bu.)					
Wheat, Winter .....(bu.)	48,000	42,000	32.1	1,350,000	16
Oats .....(bu.)					
Hay, Alfalfa .....(tons)		55,000	0.50	28,000	43
Hay, Other .....(tons)					

Livestock - Jan 1, 2013		Number	Rank
All Cattle .....		53,000	35
Beef Cows .....		35,500	13
Milk Cows .....			



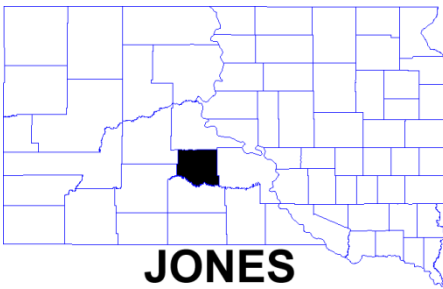
**JERAULD**

2010 Census Population .....	2,071	
Land Area .....(acres)	339,381	
Census - 2007	Number	Rank
Number of Farms .....	239	58
Land in Farms .....(acres)	328,624	51
Total Cropland .....(acres)	185,566	55
Average Size Farm ....(acres)	1,375	31

Cash Receipts - 2011		Dollars	Rank
Crops .....		63,925,000	43
Livestock .....		44,332,000	38
Government Payments .....		1,896,000	56
Total Receipts .....		108,257,000	44

Crops - 2012	Planted Acres	Harvested Acres	Yield	Production	Rank
Corn, Grain .....(bu.)	62,200	56,000	74.4	4,167,000	38
Soybeans .....(bu.)	35,000	34,800	25.9	900,000	42
Sunflower, Oil .....(lbs)					
Sorghum .....(bu.)					
Wheat, Spring .....(bu.)	3,700	3,700	57.0	211,000	33
Wheat, Winter .....(bu.)	4,600	4,300	57.4	247,000	40
Oats .....(bu.)					
Hay, Alfalfa .....(tons)		26,000	1.90	49,000	19
Hay, Other .....(tons)		17,000	1.35	23,000	25

Livestock - Jan 1, 2013		Number	Rank
All Cattle .....		54,000	34
Beef Cows .....		21,000	37
Milk Cows .....			



**JONES**

2010 Census Population ..... 1,006  
 Land Area ..... (acres) 621,209

Census - 2007	Number	Rank
Number of Farms .....	163	65
Land in Farms .....(acres)	519,314	32
Total Cropland .....(acres)	190,525	54
Average Size Farm ....(acres)	3,186	13

Cash Receipts - 2011				Dollars	Rank
Crops .....				30,115,000	55
Livestock .....				14,728,000	64
Government Payments .....				2,637,000	51
Total Receipts .....				44,843,000	63

Crops - 2012	Planted Acres	Harvested Acres	Yield	Production	Rank
Corn, Grain .....(bu.)	17,100	7,200	46.7	336,000	56
Soybeans .....(bu.)					
Sunflower, Oil .....(lbs)	18,700	17,400	1,020.0	17,710,000	15
Sorghum .....(bu.)	16,000	13,700	45.2	619,000	3
Wheat, Spring .....(bu.)					
Wheat, Winter .....(bu.)	44,100	43,600	49.2	2,143,000	10
Oats .....(bu.)					
Hay, Alfalfa .....(tons)		22,000	0.70	15,000	57
Hay, Other .....(tons)		37,000	0.95	36,000	12

Livestock - Jan 1, 2013		Number	Rank
All Cattle .....		36,500	54
Beef Cows .....		18,100	43
Milk Cows .....			



**KINGSBURY**

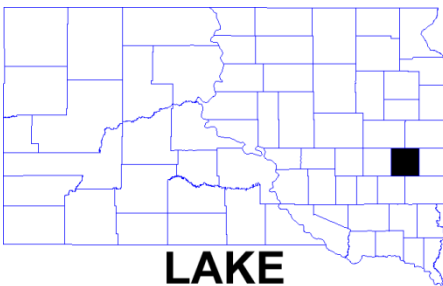
2010 Census Population ..... 5,148  
 Land Area ..... (acres) 536,592

Census - 2007	Number	Rank
Number of Farms .....	551	23
Land in Farms .....(acres)	477,481	39
Total Cropland .....(acres)	356,912	17
Average Size Farm ....(acres)	867	43

Cash Receipts - 2011				Dollars	Rank
Crops .....				162,182,000	8
Livestock .....				103,326,000	12
Government Payments .....				5,084,000	24
Total Receipts .....				265,508,000	8

Crops - 2012	Planted Acres	Harvested Acres	Yield	Production	Rank
Corn, Grain .....(bu.)	159,000	146,300	115.0	16,824,000	8
Soybeans .....(bu.)	147,000	146,100	34.7	5,072,000	6
Sunflower, Oil .....(lbs)					
Sorghum .....(bu.)					
Wheat, Spring .....(bu.)					
Wheat, Winter .....(bu.)					
Oats .....(bu.)	1,700	1,000	105.0	105,000	8
Hay, Alfalfa .....(tons)					
Hay, Other .....(tons)					

Livestock - Jan 1, 2013		Number	Rank
All Cattle .....		88,000	8
Beef Cows .....		28,000	26
Milk Cows .....		900	19



**LAKE**

2010 Census Population ..... 11,200  
 Land Area ..... (acres) 360,491

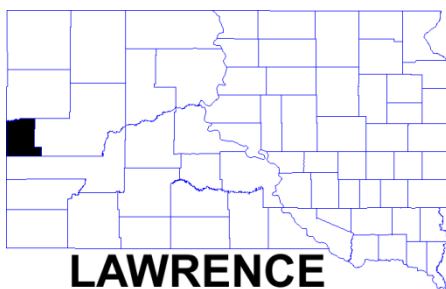
Census - 2007	Number	Rank
Number of Farms .....	514	27
Land in Farms .....(acres)	314,946	55
Total Cropland .....(acres)	260,009	30
Average Size Farm ....(acres)	613	54

Cash Receipts - 2011				Dollars	Rank
Crops .....				144,890,000	14
Livestock .....				70,161,000	25
Government Payments .....				4,926,000	27
Total Receipts .....				215,051,000	17

Crops - 2012	Planted Acres	Harvested Acres	Yield	Production	Rank
Corn, Grain .....(bu.)	135,500	128,100	126.0	16,135,000	12
Soybeans .....(bu.)	104,000	103,600	36.5	3,786,000	14
Sunflower, Oil .....(lbs)					
Sorghum .....(bu.)					
Wheat, Spring .....(bu.)					
Wheat, Winter .....(bu.)					
Oats .....(bu.)	1,200	800	88.8	71,000	14
Hay, Alfalfa .....(tons)		10,000	2.50	25,000	48
Hay, Other .....(tons)		3,000	1.35	4,000	64

Livestock - Jan 1, 2013		Number	Rank
All Cattle .....		40,000	49
Beef Cows .....		15,400	49
Milk Cows .....		900	19

106 COUNTY PROFILES



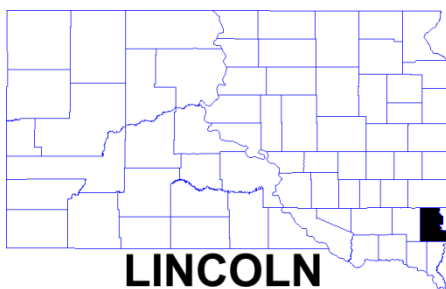
**LAWRENCE**

2010 Census Population .....	24,097	
Land Area .....(acres)	512,039	
Census - 2007	Number	Rank
Number of Farms .....	301	49
Land in Farms .....(acres)	133,503	66
Total Cropland .....(acres)	30,531	66
Average Size Farm ....(acres)	444	64

Cash Receipts - 2011		Dollars	Rank
Crops .....		5,580,000	65
Livestock .....		9,815,000	66
Government Payments .....		62,000	66
Total Receipts .....		15,395,000	66

Crops - 2012	Planted Acres	Harvested Acres	Yield	Production	Rank
Corn, Grain .....(bu.)					
Soybeans .....(bu.)					
Sunflower, Oil .....(lbs)					
Sorghum .....(bu.)					
Wheat, Spring .....(bu.)					
Wheat, Winter .....(bu.)					
Oats .....(bu.)					
Hay, Alfalfa .....(tons)		17,000	1.05	18,000	55
Hay, Other .....(tons)					

Livestock - Jan 1, 2013		Number	Rank
All Cattle .....		13,500	66
Beef Cows .....			
Milk Cows .....			



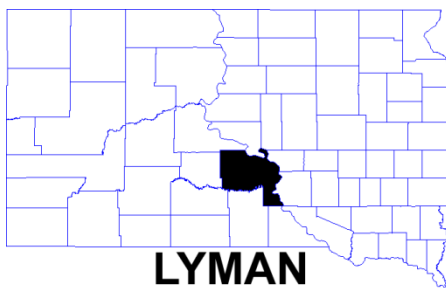
**LINCOLN**

2010 Census Population .....	44,828	
Land Area .....(acres)	370,009	
Census - 2007	Number	Rank
Number of Farms .....	855	6
Land in Farms .....(acres)	332,762	50
Total Cropland .....(acres)	303,444	25
Average Size Farm ....(acres)	389	65

Cash Receipts - 2011		Dollars	Rank
Crops .....		195,217,000	4
Livestock .....		68,508,000	28
Government Payments .....		6,120,000	15
Total Receipts .....		263,725,000	10

Crops - 2012	Planted Acres	Harvested Acres	Yield	Production	Rank
Corn, Grain .....(bu.)	152,500	136,900	61.2	8,380,000	25
Soybeans .....(bu.)	129,000	128,500	20.2	2,595,000	24
Sunflower, Oil .....(lbs)					
Sorghum .....(bu.)					
Wheat, Spring .....(bu.)					
Wheat, Winter .....(bu.)					
Oats .....(bu.)	800	300	63.3	19,000	43
Hay, Alfalfa .....(tons)					
Hay, Other .....(tons)					

Livestock - Jan 1, 2013		Number	Rank
All Cattle .....		38,000	53
Beef Cows .....		7,200	63
Milk Cows .....		400	30



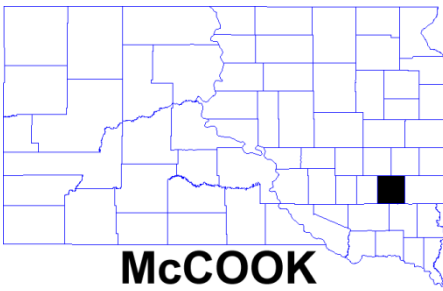
**LYMAN**

2010 Census Population .....	3,755	
Land Area .....(acres)	1,049,653	
Census - 2007	Number	Rank
Number of Farms .....	443	32
Land in Farms .....(acres)	976,457	14
Total Cropland .....(acres)	467,693	7
Average Size Farm ....(acres)	2,204	19

Cash Receipts - 2011		Dollars	Rank
Crops .....		101,088,000	30
Livestock .....		40,527,000	43
Government Payments .....		8,455,000	7
Total Receipts .....		141,615,000	33

Crops - 2012	Planted Acres	Harvested Acres	Yield	Production	Rank
Corn, Grain .....(bu.)	61,700	41,000	46.6	1,912,000	45
Soybeans .....(bu.)	9,500	8,900	24.6	219,000	47
Sunflower, Oil .....(lbs)	41,000	40,200	1,170.0	47,000,000	6
Sorghum .....(bu.)	66,000	61,500	44.1	2,711,000	1
Wheat, Spring .....(bu.)	17,000	16,900	37.0	626,000	21
Wheat, Winter .....(bu.)	89,800	78,200	58.1	4,546,000	2
Oats .....(bu.)	3,400	1,500	66.7	100,000	10
Hay, Alfalfa .....(tons)		26,000	1.10	29,000	39
Hay, Other .....(tons)		59,000	1.15	68,000	2

Livestock - Jan 1, 2013		Number	Rank
All Cattle .....		67,000	21
Beef Cows .....		32,000	16
Milk Cows .....			



**McCOOK**

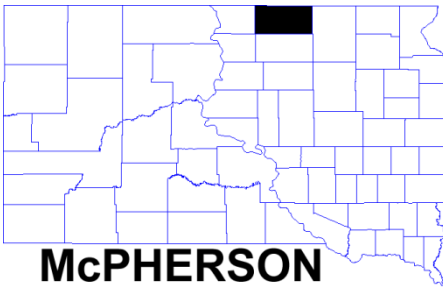
2010 Census Population ..... 5,618  
 Land Area ..... (acres) 367,721

Census - 2007	Number	Rank
Number of Farms .....	545	24
Land in Farms .....(acres)	363,408	49
Total Cropland .....(acres)	289,157	26
Average Size Farm ....(acres)	667	51

Cash Receipts - 2011		Dollars	Rank
Crops .....		144,870,000	15
Livestock .....		71,657,000	23
Government Payments .....		6,121,000	14
Total Receipts .....		216,527,000	16

Crops - 2012	Planted Acres	Harvested Acres	Yield	Production	Rank
Corn, Grain .....(bu.)	133,500	116,500	67.2	7,830,000	26
Soybeans .....(bu.)	110,000	109,600	23.5	2,578,000	25
Sunflower, Oil .....(lbs)					
Sorghum .....(bu.)					
Wheat, Spring .....(bu.)					
Wheat, Winter .....(bu.)					
Oats .....(bu.)	1,600	600	71.7	43,000	31
Hay, Alfalfa .....(tons)		9,000	2.10	19,000	54
Hay, Other .....(tons)					

Livestock - Jan 1, 2013		Number	Rank
All Cattle .....		46,500	43
Beef Cows .....		16,200	46
Milk Cows .....		2,600	10



**McPHERSON**

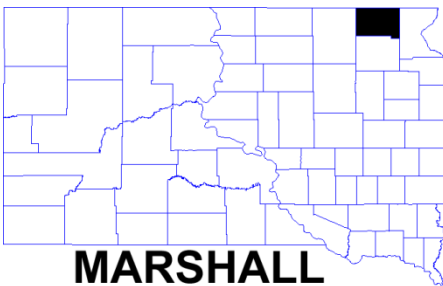
2010 Census Population ..... 2,459  
 Land Area ..... (acres) 727,689

Census - 2007	Number	Rank
Number of Farms .....	398	37
Land in Farms .....(acres)	518,187	34
Total Cropland .....(acres)	250,292	35
Average Size Farm ....(acres)	1,302	33

Cash Receipts - 2011		Dollars	Rank
Crops .....		46,247,000	48
Livestock .....		73,755,000	21
Government Payments .....		2,947,000	45
Total Receipts .....		120,002,000	38

Crops - 2012	Planted Acres	Harvested Acres	Yield	Production	Rank
Corn, Grain .....(bu.)	87,600	83,000	115.6	9,592,000	21
Soybeans .....(bu.)	91,000	90,600	30.8	2,790,000	21
Sunflower, Oil .....(lbs)	4,600	4,400	1,700.0	7,500,000	26
Sorghum .....(bu.)					
Wheat, Spring .....(bu.)	31,400	31,200	50.9	1,587,000	11
Wheat, Winter .....(bu.)					
Oats .....(bu.)	3,700	1,800	60.0	108,000	7
Hay, Alfalfa .....(tons)		58,000	1.30	74,000	4
Hay, Other .....(tons)		20,000	1.40	28,000	20

Livestock - Jan 1, 2013		Number	Rank
All Cattle .....		61,000	26
Beef Cows .....		31,000	20
Milk Cows .....		100	37



**MARSHALL**

2010 Census Population ..... 4,656  
 Land Area ..... (acres) 536,888

Census - 2007	Number	Rank
Number of Farms .....	523	25
Land in Farms .....(acres)	534,178	31
Total Cropland .....(acres)	328,243	21
Average Size Farm ....(acres)	1,021	38

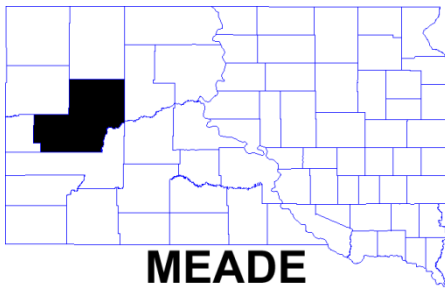
Cash Receipts - 2011		Dollars	Rank
Crops .....		80,831,000	34
Livestock .....		129,228,000	2
Government Payments .....		11,196,000	2
Total Receipts .....		210,059,000	19

Crops - 2012	Planted Acres	Harvested Acres	Yield	Production	Rank
Corn, Grain .....(bu.)	117,000	100,000	156.7	15,669,000	13
Soybeans .....(bu.)	95,000	94,700	38.8	3,672,000	16
Sunflower, Oil .....(lbs)					
Sorghum .....(bu.)					
Wheat, Spring .....(bu.)					
Wheat, Winter .....(bu.)					
Oats .....(bu.)					
Hay, Alfalfa .....(tons)		18,000	2.85	51,000	16
Hay, Other .....(tons)					

Livestock - Jan 1, 2013		Number	Rank
All Cattle .....		80,000	11
Beef Cows .....			
Milk Cows .....			



108 COUNTY PROFILES



**MEADE**

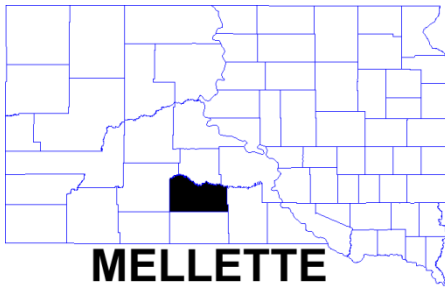
2010 Census Population ..... 25,434  
 Land Area .....(acres) 2,221,341

Census - 2007	Number	Rank
Number of Farms .....	879	5
Land in Farms .....(acres)	2,208,880	1
Total Cropland .....(acres)	520,398	3
Average Size Farm ....(acres)	2,513	18

Cash Receipts - 2011		Dollars	Rank
Crops .....		49,637,000	47
Livestock .....		69,698,000	27
Government Payments .....		2,729,000	50
Total Receipts .....		119,335,000	40

Crops - 2012	Planted Acres	Harvested Acres	Yield	Production	Rank
Corn, Grain .....(bu.)					
Soybeans .....(bu.)					
Sunflower, Oil .....(lbs)					
Sorghum .....(bu.)					
Wheat, Spring .....(bu.)	14,200	10,500	11.5	121,000	39
Wheat, Winter .....(bu.)	64,100	58,000	29.1	1,688,000	12
Oats .....(bu.)	4,900	300	26.7	8,000	52
Hay, Alfalfa .....(tons)		97,000	0.75	72,000	6
Hay, Other .....(tons)					

Livestock - Jan 1, 2013		Number	Rank
All Cattle .....		125,000	2
Beef Cows .....		76,000	1
Milk Cows .....			



**MELLETTTE**

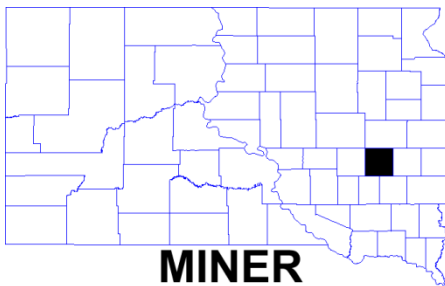
2010 Census Population ..... 2,048  
 Land Area .....(acres) 836,232

Census - 2007	Number	Rank
Number of Farms .....	216	61
Land in Farms .....(acres)	729,778	22
Total Cropland .....(acres)	127,274	61
Average Size Farm ....(acres)	3,379	10

Cash Receipts - 2011		Dollars	Rank
Crops .....		14,734,000	62
Livestock .....		60,665,000	31
Government Payments .....		987,000	60
Total Receipts .....		75,399,000	54

Crops - 2012	Planted Acres	Harvested Acres	Yield	Production	Rank
Corn, Grain .....(bu.)	12,600	4,300	40.0	172,000	62
Soybeans .....(bu.)					
Sunflower, Oil .....(lbs)					
Sorghum .....(bu.)					
Wheat, Spring .....(bu.)	7,800	7,800	24.9	194,000	34
Wheat, Winter .....(bu.)	21,800	20,600	38.2	786,000	23
Oats .....(bu.)					
Hay, Alfalfa .....(tons)		39,000	0.60	23,000	50
Hay, Other .....(tons)					

Livestock - Jan 1, 2013		Number	Rank
All Cattle .....		50,000	38
Beef Cows .....		30,000	21
Milk Cows .....			



**MINER**

2010 Census Population ..... 2,389  
 Land Area .....(acres) 365,042

Census - 2007	Number	Rank
Number of Farms .....	356	43
Land in Farms .....(acres)	300,076	59
Total Cropland .....(acres)	201,746	52
Average Size Farm ....(acres)	843	44

Cash Receipts - 2011		Dollars	Rank
Crops .....		66,070,000	40
Livestock .....		40,097,000	45
Government Payments .....		4,432,000	32
Total Receipts .....		106,167,000	45

Crops - 2012	Planted Acres	Harvested Acres	Yield	Production	Rank
Corn, Grain .....(bu.)	90,500	83,000	88.1	7,316,000	29
Soybeans .....(bu.)	80,000	79,200	29.3	2,319,000	27
Sunflower, Oil .....(lbs)					
Sorghum .....(bu.)					
Wheat, Spring .....(bu.)					
Wheat, Winter .....(bu.)					
Oats .....(bu.)					
Hay, Alfalfa .....(tons)					
Hay, Other .....(tons)					

Livestock - Jan 1, 2013		Number	Rank
All Cattle .....		41,500	48
Beef Cows .....		18,800	39
Milk Cows .....		500	28



**MINNEHAHA**

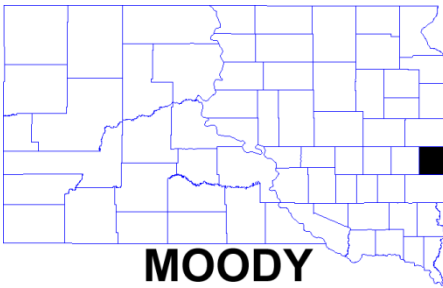
2010 Census Population ..... 169,468  
 Land Area ..... (acres) 517,873

Census - 2007	Number	Rank
Number of Farms .....	1,194	1
Land in Farms .....(acres)	421,416	42
Total Cropland .....(acres)	326,402	22
Average Size Farm ....(acres)	353	66

Cash Receipts - 2011				Dollars	Rank
Crops .....				197,004,000	3
Livestock .....				112,883,000	7
Government Payments .....				7,024,000	10
Total Receipts .....				309,887,000	4

Crops - 2012	Planted Acres	Harvested Acres	Yield	Production	Rank
Corn, Grain .....(bu.)	184,500	170,300	117.5	20,009,000	5
Soybeans .....(bu.)	132,000	131,400	37.8	4,968,000	7
Sunflower, Oil .....(lbs)					
Sorghum .....(bu.)					
Wheat, Spring .....(bu.)					
Wheat, Winter .....(bu.)					
Oats .....(bu.)	1,300	700	78.6	55,000	21
Hay, Alfalfa .....(tons)		21,000	3.00	63,000	13
Hay, Other .....(tons)		9,000	1.65	15,000	38

Livestock - Jan 1, 2013		Number	Rank
All Cattle .....		77,000	12
Beef Cows .....		22,000	36
Milk Cows .....		7,300	4



**MOODY**

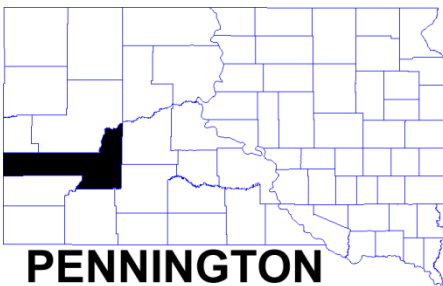
2010 Census Population ..... 6,486  
 Land Area ..... (acres) 332,611

Census - 2007	Number	Rank
Number of Farms .....	556	21
Land in Farms .....(acres)	293,395	60
Total Cropland .....(acres)	235,483	42
Average Size Farm ....(acres)	528	60

Cash Receipts - 2011				Dollars	Rank
Crops .....				132,969,000	19
Livestock .....				108,838,000	10
Government Payments .....				6,474,000	12
Total Receipts .....				241,807,000	12

Crops - 2012	Planted Acres	Harvested Acres	Yield	Production	Rank
Corn, Grain .....(bu.)	151,000	140,300	147.9	20,745,000	4
Soybeans .....(bu.)	82,000	81,700	45.2	3,689,000	15
Sunflower, Oil .....(lbs)					
Sorghum .....(bu.)					
Wheat, Spring .....(bu.)					
Wheat, Winter .....(bu.)					
Oats .....(bu.)					
Hay, Alfalfa .....(tons)		7,000	3.85	27,000	44
Hay, Other .....(tons)		4,000	1.75	7,000	60

Livestock - Jan 1, 2013		Number	Rank
All Cattle .....		44,000	45
Beef Cows .....		12,200	60
Milk Cows .....		6,100	5



**PENNINGTON**

2010 Census Population ..... 100,948  
 Land Area ..... (acres) 1,776,877

Census - 2007	Number	Rank
Number of Farms .....	655	14
Land in Farms .....(acres)	1,185,055	7
Total Cropland .....(acres)	280,265	28
Average Size Farm ....(acres)	1,809	24

Cash Receipts - 2011				Dollars	Rank
Crops .....				26,712,000	59
Livestock .....				41,473,000	41
Government Payments .....				2,814,000	48
Total Receipts .....				68,185,000	55

Crops - 2012	Planted Acres	Harvested Acres	Yield	Production	Rank
Corn, Grain .....(bu.)	17,600	10,000	21.3	213,000	59
Soybeans .....(bu.)					
Sunflower, Oil .....(lbs)					
Sorghum .....(bu.)					
Wheat, Spring .....(bu.)					
Wheat, Winter .....(bu.)					
Oats .....(bu.)					
Hay, Alfalfa .....(tons)					
Hay, Other .....(tons)		21,000	0.80	17,000	32

Livestock - Jan 1, 2013		Number	Rank
All Cattle .....		55,000	32
Beef Cows .....		32,000	16
Milk Cows .....			

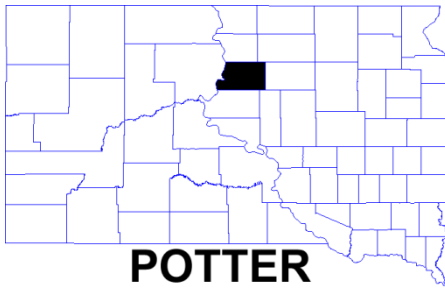
110 COUNTY PROFILES



**PERKINS**

2010 Census Population .....	2,982	
Land Area .....(acres)	1,837,925	
Census - 2007	Number	Rank
Number of Farms .....	432	33
Land in Farms .....(acres)	1,829,157	2
Total Cropland .....(acres)	427,292	10
Average Size Farm ....(acres)	4,234	5

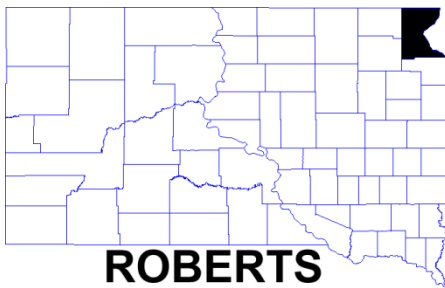
Cash Receipts - 2011				Dollars	Rank
Crops .....				22,041,000	60
Livestock .....				53,606,000	35
Government Payments .....				4,882,000	28
Total Receipts .....				75,647,000	53
Crops - 2012	Planted Acres	Harvested Acres	Yield	Production	Rank
Corn, Grain .....(bu.)					
Soybeans .....(bu.)					
Sunflower, Oil .....(lbs)	26,500	24,500	1,200.0	29,380,000	8
Sorghum .....(bu.)					
Wheat, Spring .....(bu.)	79,100	77,500	26.7	2,067,000	7
Wheat, Winter .....(bu.)					
Oats .....(bu.)	9,100	1,600	21.3	34,000	36
Hay, Alfalfa .....(tons)		97,000	1.00	97,000	3
Hay, Other .....(tons)		18,000	0.95	17,000	32
Livestock - Jan 1, 2013				Number	Rank
All Cattle .....				98,000	6
Beef Cows .....				57,000	3
Milk Cows .....					



**POTTER**

2010 Census Population .....	2,329	
Land Area .....(acres)	554,579	
Census - 2007	Number	Rank
Number of Farms .....	238	59
Land in Farms .....(acres)	516,683	35
Total Cropland .....(acres)	355,942	18
Average Size Farm ....(acres)	2,171	20

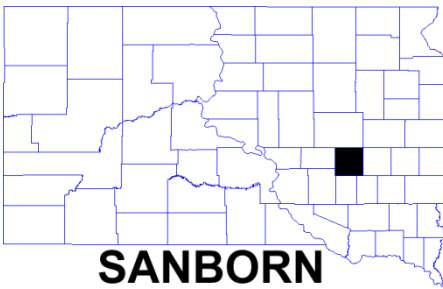
Cash Receipts - 2011				Dollars	Rank
Crops .....				115,942,000	23
Livestock .....				15,825,000	63
Government Payments .....				4,990,000	26
Total Receipts .....				131,767,000	36
Crops - 2012	Planted Acres	Harvested Acres	Yield	Production	Rank
Corn, Grain .....(bu.)	104,500	98,900	93.3	9,232,000	23
Soybeans .....(bu.)	55,000	54,900	25.9	1,424,000	34
Sunflower, Oil .....(lbs)	33,700	33,700	1,830.0	61,835,000	3
Sorghum .....(bu.)					
Wheat, Spring .....(bu.)	64,500	63,600	41.9	2,664,000	2
Wheat, Winter .....(bu.)	48,600	46,500	58.8	2,732,000	7
Oats .....(bu.)	1,600	700	75.7	53,000	25
Hay, Alfalfa .....(tons)		10,000	1.00	10,000	60
Hay, Other .....(tons)		12,000	1.25	15,000	38
Livestock - Jan 1, 2013				Number	Rank
All Cattle .....				29,000	57
Beef Cows .....					
Milk Cows .....					



**ROBERTS**

2010 Census Population .....	10,149	
Land Area .....(acres)	704,856	
Census - 2007	Number	Rank
Number of Farms .....	887	4
Land in Farms .....(acres)	592,889	29
Total Cropland .....(acres)	412,361	11
Average Size Farm ....(acres)	668	50

Cash Receipts - 2011				Dollars	Rank
Crops .....				145,090,000	13
Livestock .....				57,805,000	32
Government Payments .....				8,672,000	5
Total Receipts .....				202,895,000	20
Crops - 2012	Planted Acres	Harvested Acres	Yield	Production	Rank
Corn, Grain .....(bu.)	164,500	162,000	152.2	24,652,000	3
Soybeans .....(bu.)	174,000	172,700	39.5	6,830,000	3
Sunflower, Oil .....(lbs)					
Sorghum .....(bu.)					
Wheat, Spring .....(bu.)	23,400	22,700	51.8	1,176,000	16
Wheat, Winter .....(bu.)					
Oats .....(bu.)					
Hay, Alfalfa .....(tons)		20,000	1.85	37,000	31
Hay, Other .....(tons)		32,000	1.40	45,000	7
Livestock - Jan 1, 2013				Number	Rank
All Cattle .....				57,000	29
Beef Cows .....				24,000	32
Milk Cows .....				1,100	17



**SANBORN**

2010 Census Population .....	2,355
Land Area ..... (acres)	364,192
Census - 2007	Rank
Number of Farms .....	44
Land in Farms .....(acres)	53
Total Cropland .....(acres)	56
Average Size Farm ....(acres)	41

Cash Receipts - 2011		Dollars	Rank
Crops .....		41,355,000	51
Livestock .....		43,235,000	39
Government Payments .....		3,686,000	36
Total Receipts .....		84,590,000	50

Crops - 2012	Planted Acres	Harvested Acres	Yield	Production	Rank
Corn, Grain .....(bu.)					
Soybeans .....(bu.)					
Sunflower, Oil .....(lbs)					
Sorghum .....(bu.)					
Wheat, Spring .....(bu.)					
Wheat, Winter .....(bu.)					
Oats .....(bu.)	1,400	700	77.1	54,000	24
Hay, Alfalfa .....(tons)					
Hay, Other .....(tons)		18,000	1.55	28,000	20

Livestock - Jan 1, 2013		Number	Rank
All Cattle .....		55,000	32
Beef Cows .....			
Milk Cows .....			



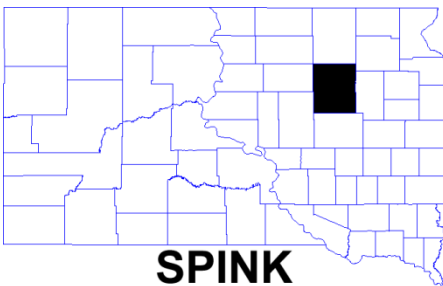
**SHANNON**

2010 Census Population .....	13,586
Land Area ..... (acres)	1,340,131
Census - 2007	Rank
Number of Farms .....	57
Land in Farms .....(acres)	5
Total Cropland .....(acres)	62
Average Size Farm ....(acres)	3

Cash Receipts - 2011		Dollars	Rank
Crops .....		8,904,000	64
Livestock .....		18,777,000	60
Government Payments .....		935,000	61
Total Receipts .....		27,681,000	64

Crops - 2012	Planted Acres	Harvested Acres	Yield	Production	Rank
Corn, Grain .....(bu.)					
Soybeans .....(bu.)					
Sunflower, Oil .....(lbs)					
Sorghum .....(bu.)					
Wheat, Spring .....(bu.)					
Wheat, Winter .....(bu.)					
Oats .....(bu.)					
Hay, Alfalfa .....(tons)					
Hay, Other .....(tons)					

Livestock - Jan 1, 2013		Number	Rank
All Cattle .....		39,000	51
Beef Cows .....			
Milk Cows .....			



**SPINK**

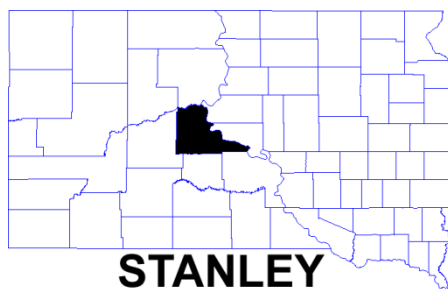
2010 Census Population .....	6,415
Land Area ..... (acres)	962,551
Census - 2007	Rank
Number of Farms .....	15
Land in Farms .....(acres)	17
Total Cropland .....(acres)	2
Average Size Farm ....(acres)	29

Cash Receipts - 2011		Dollars	Rank
Crops .....		291,411,000	1
Livestock .....		97,938,000	14
Government Payments .....		11,095,000	3
Total Receipts .....		389,349,000	1

Crops - 2012	Planted Acres	Harvested Acres	Yield	Production	Rank
Corn, Grain .....(bu.)	304,500	283,000	135.0	38,192,000	2
Soybeans .....(bu.)	284,000	283,000	36.4	10,310,000	2
Sunflower, Oil .....(lbs)					
Sorghum .....(bu.)					
Wheat, Spring .....(bu.)					
Wheat, Winter .....(bu.)	9,800	9,600	61.9	594,000	28
Oats .....(bu.)					
Hay, Alfalfa .....(tons)					
Hay, Other .....(tons)					

Livestock - Jan 1, 2013		Number	Rank
All Cattle .....		89,000	7
Beef Cows .....			
Milk Cows .....			

112 COUNTY PROFILES



**STANLEY**

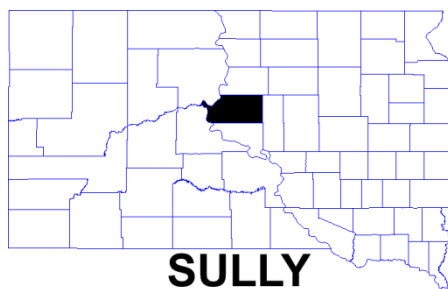
2010 Census Population ..... 2,966  
 Land Area .....(acres) 923,760

Census - 2007	Number	Rank
Number of Farms .....	165	64
Land in Farms .....(acres)	921,110	16
Total Cropland .....(acres)	233,630	44
Average Size Farm ....(acres)	5,582	2

Cash Receipts - 2011		Dollars	Rank
Crops .....		43,031,000	50
Livestock .....		12,464,000	65
Government Payments .....		3,897,000	35
Total Receipts .....		55,495,000	59

Crops - 2012	Planted Acres	Harvested Acres	Yield	Production	Rank
Corn, Grain .....(bu.)					
Soybeans .....(bu.)					
Sunflower, Oil .....(lbs)					
Sorghum .....(bu.)					
Wheat, Spring .....(bu.)	21,600	16,100	21.6	348,000	27
Wheat, Winter .....(bu.)					
Oats .....(bu.)	1,500	300	73.3	22,000	41
Hay, Alfalfa .....(tons)					
Hay, Other .....(tons)					

Livestock - Jan 1, 2013		Number	Rank
All Cattle .....		25,500	61
Beef Cows .....			
Milk Cows .....			



**SULLY**

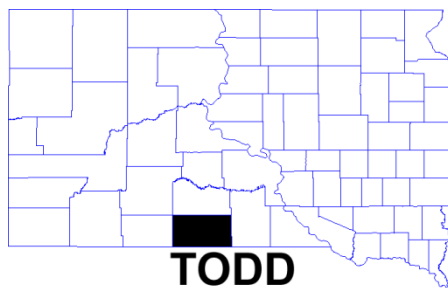
2010 Census Population ..... 1,373  
 Land Area .....(acres) 644,453

Census - 2007	Number	Rank
Number of Farms .....	195	62
Land in Farms .....(acres)	608,976	27
Total Cropland .....(acres)	488,937	6
Average Size Farm ....(acres)	3,123	14

Cash Receipts - 2011		Dollars	Rank
Crops .....		155,808,000	10
Livestock .....		22,127,000	58
Government Payments .....		5,417,000	21
Total Receipts .....		177,935,000	23

Crops - 2012	Planted Acres	Harvested Acres	Yield	Production	Rank
Corn, Grain .....(bu.)	123,000	113,300	82.0	9,286,000	22
Soybeans .....(bu.)	34,000	33,300	27.3	910,000	41
Sunflower, Oil .....(lbs)	81,500	81,400	1,540.0	125,250,000	1
Sorghum .....(bu.)					
Wheat, Spring .....(bu.)	88,300	85,500	45.7	3,907,000	1
Wheat, Winter .....(bu.)	105,000	102,600	63.8	6,543,000	1
Oats .....(bu.)					
Hay, Alfalfa .....(tons)		4,000	1.00	4,000	66
Hay, Other .....(tons)					

Livestock - Jan 1, 2013		Number	Rank
All Cattle .....		28,500	58
Beef Cows .....		9,900	62
Milk Cows .....			



**TODD**

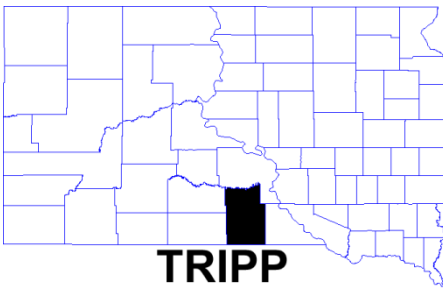
2010 Census Population ..... 9,612  
 Land Area .....(acres) 888,464

Census - 2007	Number	Rank
Number of Farms .....	258	55
Land in Farms .....(acres)	869,445	19
Total Cropland .....(acres)	139,607	60
Average Size Farm ....(acres)	3,370	11

Cash Receipts - 2011		Dollars	Rank
Crops .....		28,791,000	56
Livestock .....		29,861,000	50
Government Payments .....		409,000	64
Total Receipts .....		58,652,000	58

Crops - 2012	Planted Acres	Harvested Acres	Yield	Production	Rank
Corn, Grain .....(bu.)	18,700	11,700	86.2	1,009,000	51
Soybeans .....(bu.)					
Sunflower, Oil .....(lbs)					
Sorghum .....(bu.)					
Wheat, Spring .....(bu.)					
Wheat, Winter .....(bu.)	6,100	5,700	35.8	204,000	45
Oats .....(bu.)					
Hay, Alfalfa .....(tons)		50,000	0.60	30,000	38
Hay, Other .....(tons)					

Livestock - Jan 1, 2013		Number	Rank
All Cattle .....		61,000	26
Beef Cows .....		33,500	15
Milk Cows .....			



**TRIPP**

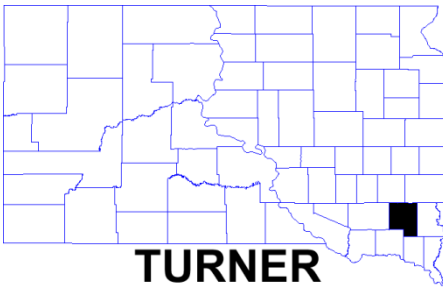
2010 Census Population ..... 5,644  
 Land Area ..... (acres) 1,032,727

Census - 2007	Number	Rank
Number of Farms .....	624	15
Land in Farms .....(acres)	1,014,336	13
Total Cropland .....(acres)	440,874	9
Average Size Farm ....(acres)	1,626	26

Cash Receipts - 2011				Dollars	Rank
Crops .....				101,607,000	29
Livestock .....				116,571,000	6
Government Payments .....				5,338,000	22
Total Receipts .....				218,178,000	15

Crops - 2012	Planted Acres	Harvested Acres	Yield	Production	Rank
Corn, Grain .....(bu.)	106,000	74,500	43.8	3,260,000	42
Soybeans .....(bu.)	40,000	39,100	15.6	610,000	44
Sunflower, Oil .....(lbs)					
Sorghum .....(bu.)					
Wheat, Spring .....(bu.)					
Wheat, Winter .....(bu.)	57,900	57,500	53.9	3,098,000	5
Oats .....(bu.)	11,200	4,300	57.9	249,000	2
Hay, Alfalfa .....(tons)		86,000	1.30	110,000	2
Hay, Other .....(tons)		63,000	1.15	73,000	1

Livestock - Jan 1, 2013		Number	Rank
All Cattle .....		160,000	1
Beef Cows .....		61,000	2
Milk Cows .....		200	34



**TURNER**

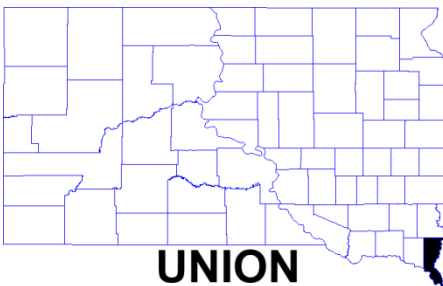
2010 Census Population ..... 8,347  
 Land Area ..... (acres) 394,799

Census - 2007	Number	Rank
Number of Farms .....	722	9
Land in Farms .....(acres)	371,436	45
Total Cropland .....(acres)	308,316	24
Average Size Farm ....(acres)	514	61

Cash Receipts - 2011				Dollars	Rank
Crops .....				168,748,000	7
Livestock .....				111,767,000	8
Government Payments .....				6,032,000	16
Total Receipts .....				280,515,000	7

Crops - 2012	Planted Acres	Harvested Acres	Yield	Production	Rank
Corn, Grain .....(bu.)	163,000	142,300	64.1	9,127,000	24
Soybeans .....(bu.)	130,000	129,500	19.7	2,548,000	26
Sunflower, Oil .....(lbs)					
Sorghum .....(bu.)					
Wheat, Spring .....(bu.)					
Wheat, Winter .....(bu.)	3,500	3,400	63.8	217,000	43
Oats .....(bu.)	800	300	53.3	16,000	46
Hay, Alfalfa .....(tons)					
Hay, Other .....(tons)					

Livestock - Jan 1, 2013		Number	Rank
All Cattle .....		51,000	37
Beef Cows .....		13,400	58
Milk Cows .....		4,600	9



**UNION**

2010 Census Population ..... 14,399  
 Land Area ..... (acres) 294,659

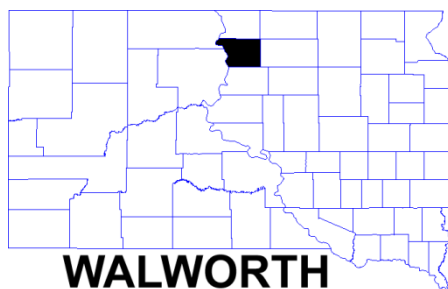
Census - 2007	Number	Rank
Number of Farms .....	521	26
Land in Farms .....(acres)	278,916	62
Total Cropland .....(acres)	251,355	34
Average Size Farm ....(acres)	535	59

Cash Receipts - 2011				Dollars	Rank
Crops .....				143,165,000	17
Livestock .....				55,960,000	33
Government Payments .....				5,545,000	19
Total Receipts .....				199,125,000	21

Crops - 2012	Planted Acres	Harvested Acres	Yield	Production	Rank
Corn, Grain .....(bu.)	130,000	124,000	80.7	10,011,000	20
Soybeans .....(bu.)	100,000	99,600	26.9	2,681,000	23
Sunflower, Oil .....(lbs)					
Sorghum .....(bu.)					
Wheat, Spring .....(bu.)					
Wheat, Winter .....(bu.)					
Oats .....(bu.)	1,000	300	56.7	17,000	45
Hay, Alfalfa .....(tons)		10,000	3.90	39,000	29
Hay, Other .....(tons)		3,000	2.65	8,000	58

Livestock - Jan 1, 2013		Number	Rank
All Cattle .....		25,000	62
Beef Cows .....		7,100	65
Milk Cows .....		900	19

114 COUNTY PROFILES



**WALWORTH**

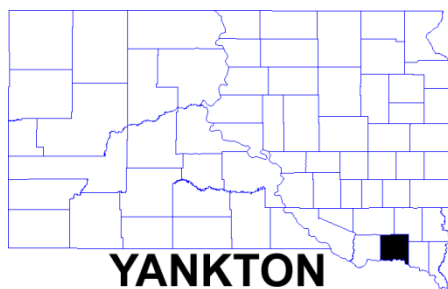
2010 Census Population ..... 5,438  
 Land Area ..... (acres) 453,021

Census - 2007	Number	Rank
Number of Farms .....	279	53
Land in Farms ..... (acres)	444,128	41
Total Cropland ..... (acres)	238,320	40
Average Size Farm .... (acres)	1,592	27

Cash Receipts - 2011		Dollars	Rank
Crops .....		57,939,000	45
Livestock .....		24,365,000	55
Government Payments .....		2,840,000	47
Total Receipts .....		82,304,000	51

Crops - 2012	Planted Acres	Harvested Acres	Yield	Production	Rank
Corn, Grain .....(bu.)	71,200	69,500	110.7	7,696,000	27
Soybeans .....(bu.)	51,000	50,500	30.2	1,525,000	32
Sunflower, Oil ..... (lbs)	10,100	10,100	1,820.0	18,425,000	14
Sorghum .....(bu.)					
Wheat, Spring .....(bu.)	53,000	50,400	43.7	2,204,000	5
Wheat, Winter .....(bu.)					
Oats .....(bu.)	3,100	1,300	75.4	98,000	11
Hay, Alfalfa ..... (tons)					
Hay, Other ..... (tons)					

Livestock - Jan 1, 2013		Number	Rank
All Cattle .....		36,500	54
Beef Cows .....			
Milk Cows .....			



**YANKTON**

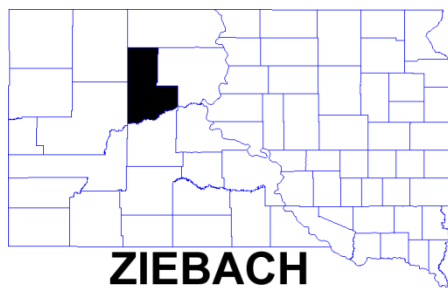
2010 Census Population ..... 22,438  
 Land Area ..... (acres) 333,836

Census - 2007	Number	Rank
Number of Farms .....	658	13
Land in Farms ..... (acres)	322,242	52
Total Cropland ..... (acres)	249,268	37
Average Size Farm .... (acres)	490	62

Cash Receipts - 2011		Dollars	Rank
Crops .....		142,973,000	18
Livestock .....		71,354,000	24
Government Payments .....		4,620,000	30
Total Receipts .....		214,327,000	18

Crops - 2012	Planted Acres	Harvested Acres	Yield	Production	Rank
Corn, Grain .....(bu.)	104,000	73,000	53.6	3,912,000	40
Soybeans .....(bu.)	84,000	83,300	14.3	1,194,000	38
Sunflower, Oil ..... (lbs)					
Sorghum .....(bu.)					
Wheat, Spring .....(bu.)					
Wheat, Winter .....(bu.)	1,400	1,350	61.5	83,000	49
Oats .....(bu.)	1,300	400	50.0	20,000	42
Hay, Alfalfa ..... (tons)		20,000	2.05	41,000	24
Hay, Other ..... (tons)					

Livestock - Jan 1, 2013		Number	Rank
All Cattle .....		48,500	40
Beef Cows .....		16,900	45
Milk Cows .....		100	37



**ZIEBACH**

2010 Census Population ..... 2,801  
 Land Area ..... (acres) 1,255,994

Census - 2007	Number	Rank
Number of Farms .....	234	60
Land in Farms ..... (acres)	1,058,403	12
Total Cropland ..... (acres)	258,648	31
Average Size Farm .... (acres)	4,523	4

Cash Receipts - 2011		Dollars	Rank
Crops .....		36,703,000	52
Livestock .....		23,345,000	56
Government Payments .....		2,360,000	53
Total Receipts .....		60,048,000	57

Crops - 2012	Planted Acres	Harvested Acres	Yield	Production	Rank
Corn, Grain .....(bu.)	15,200	12,100	41.7	504,000	55
Soybeans .....(bu.)	1,000	750	24.0	18,000	53
Sunflower, Oil ..... (lbs)					
Sorghum .....(bu.)					
Wheat, Spring .....(bu.)					
Wheat, Winter .....(bu.)	46,200	40,700	42.7	1,738,000	11
Oats .....(bu.)	5,100	1,500	42.7	64,000	15
Hay, Alfalfa ..... (tons)					
Hay, Other ..... (tons)					

Livestock - Jan 1, 2013		Number	Rank
All Cattle .....		42,000	47
Beef Cows .....		29,000	24
Milk Cows .....			