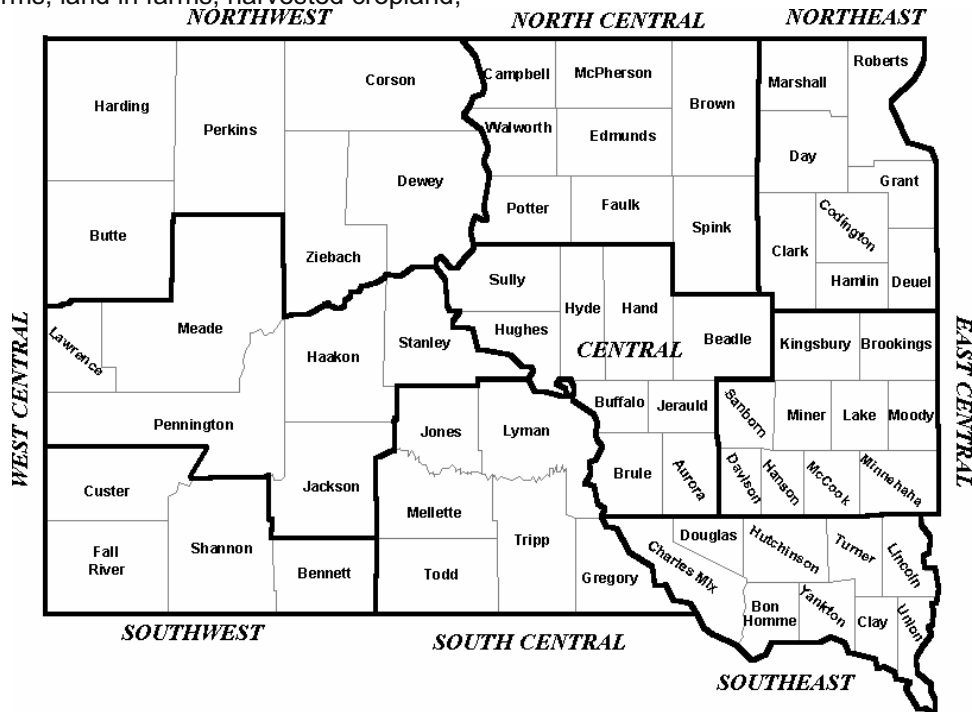


# SOUTH DAKOTA COUNTY PROFILES

The following section highlights each county in South Dakota. Crops produced, livestock inventories and agricultural cash receipts are displayed with the appropriate rank among all counties. Data published here is available elsewhere in this bulletin, but is also in this consolidated form for each county. Also included for each county are 2002 agricultural census data for number of farms, land in farms, harvested cropland,

and average size of farm. Below is a table with the data for the entire State with the inclusion of South Dakota's ranking nationwide. On succeeding pages each county is listed alphabetically. If you have any questions on this section, please get in touch with us.



## SOUTH DAKOTA DATA and RANK IN UNITED STATES

2000 Census Population .....		754,844
Land Area .....	(acres)	48,573,443

Census - 2002	Number	Rank
Number of Farms .....	31,736	27
Land in Farms .....	43,785,079	7
Total Cropland .....	20,318,036	9
Average Size Farm .....	1,380	8

Cash Receipts - 2005 <sup>1</sup>	Dollars	Rank
Crops .....	2,097,879,000	18
Livestock .....	2,965,704,000	18
Government Payments .....	806,389,000	11
Total Receipts .....	5,063,583,000	19

Crops - 2006	Planted Acres	Harvested Acres	Yield	Production	Rank
Corn, Grain .....	4,500,000	3,220,000	97.0	312,340,000	10
Soybeans .....	3,950,000	3,850,000	34.0	130,900,000	8
Sunflower .....	530,000	448,000	977.0	437,600,000	2
Wheat, All .....	3,310,000	2,576,000	32.6	84,090,000	6
Wheat, Spring .....	1,850,000	1,420,000	30.0	42,600,000	4
Wheat, Winter .....	1,450,000	1,150,000	36.0	41,400,000	11
Oats .....	380,000	95,000	57.0	5,415,000	5
Hay, All .....		3,100,000	1.35	4,180,000	15
Hay, Alfalfa .....		1,800,000	1.60	2,880,000	11

Livestock - Jan 1, 2007	Number	Rank
All Cattle .....	3,700,000	8
Beef Cows .....	1,669,000	5
Milk Cows .....	81,000	25

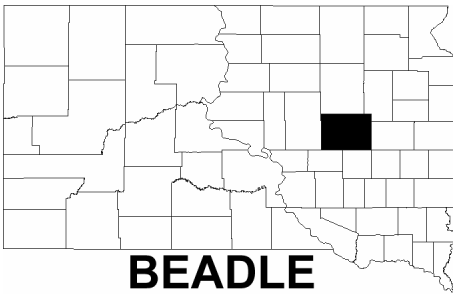
<sup>1</sup> Cash Receipts: The state and county level cash receipts in this section, are from the Bureau of Economic Analysis, United States Department of Commerce.



**AURORA**

2000 Census Population .....	3,058
Land Area ..... (acres)	453,268
Census - 2002	Number Rank
Number of Farms .....	401 36
Land in Farms ..... (acres)	350,943 48
Total Cropland..... (acres)	226,143 45
Average Size Farm ..... (acres)	875 42

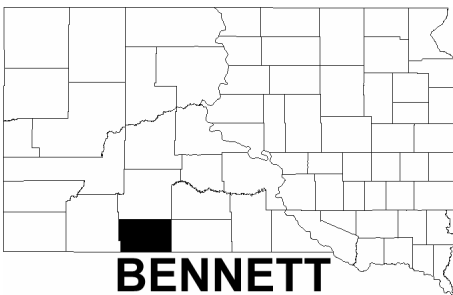
Cash Receipts - 2005				Dollars	Rank
Crops.....				16,614,000	47
Livestock .....				50,418,000	23
Government Payments.....				8,167,000	46
Total Receipts .....				67,032,000	35
Crops - 2006	Planted Acres	Harvested Acres	Yield	Production	Rank
Corn, Grain..... (bu.)	68,500	38,700	43.5	1,684,000	33
Soybeans ..... (bu.)	49,000	47,000	23.4	1,099,000	34
Sunflower ..... (lbs)	3,400	3,300	1,391.0	4,590,000	25
Wheat, All..... (bu.)	27,700	26,900	45.0	1,210,000	27
Wheat, Spring ..... (bu.)	3,000	2,900	33.8	98,000	41
Wheat, Winter ..... (bu.)	24,700	24,000	46.3	1,112,000	13
Oats..... (bu.)	9,000	2,600	41.2	107,000	17
Hay, All..... (tons)		48,000	1.08	51,600	34
Hay, Alfalfa..... (tons)		20,000	1.31	26,200	41
Livestock - Jan 1, 2007				Number	Rank
All Cattle.....				52,000	37
Beef Cows.....				18,000	40
Milk Cows.....				400	29



**BEADLE**

2000 Census Population .....	17,023
Land Area ..... (acres)	806,028
Census - 2002	Number Rank
Number of Farms .....	728 9
Land in Farms ..... (acres)	809,535 20
Total Cropland..... (acres)	586,921 3
Average Size Farm ..... (acres)	1,112 35

Cash Receipts - 2005				Dollars	Rank
Crops.....				53,307,000	11
Livestock .....				83,842,000	3
Government Payments.....				28,444,000	3
Total Receipts .....				137,149,000	4
Crops - 2006	Planted Acres	Harvested Acres	Yield	Production	Rank
Corn, Grain..... (bu.)	167,500	86,800	63.2	5,485,000	25
Soybeans ..... (bu.)	146,000	144,400	27.7	3,994,000	13
Sunflower ..... (lbs)					
Wheat, All..... (bu.)	65,700	62,500	47.5	2,970,000	7
Wheat, Spring ..... (bu.)	45,900	43,500	44.7	1,943,000	7
Wheat, Winter ..... (bu.)	19,800	19,000	54.1	1,027,000	16
Oats..... (bu.)	2,500	300	40.0	12,000	51
Hay, All..... (tons)		79,000	1.69	133,800	5
Hay, Alfalfa..... (tons)		47,000	2.09	98,400	6
Livestock - Jan 1, 2007				Number	Rank
All Cattle.....				111,000	3
Beef Cows.....				50,000	4
Milk Cows.....				1,600	12

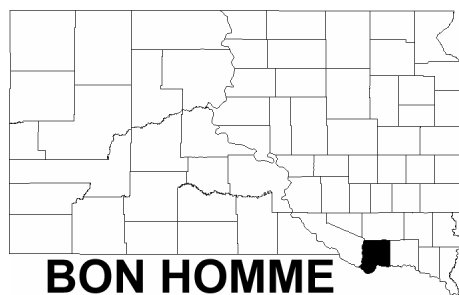


**BENNETT**

2000 Census Population .....	3,574
Land Area ..... (acres)	758,654
Census - 2002	Number Rank
Number of Farms .....	231 57
Land in Farms ..... (acres)	727,294 22
Total Cropland..... (acres)	233,308 43
Average Size Farm ..... (acres)	3,148 15

Cash Receipts - 2005				Dollars	Rank
Crops.....				14,869,000	52
Livestock .....				26,897,000	47
Government Payments.....				8,502,000	43
Total Receipts .....				41,766,000	53
Crops - 2006	Planted Acres	Harvested Acres	Yield	Production	Rank
Corn, Grain..... (bu.)	11,000	6,200	90.6	562,000	44
Soybeans ..... (bu.)					
Sunflower ..... (lbs)					
Wheat, All..... (bu.)					
Wheat, Spring ..... (bu.)	12,000	11,500	13.7	157,000	37
Wheat, Winter ..... (bu.)	48,100	38,000	27.3	1,036,000	15
Oats..... (bu.)					
Hay, All..... (tons)		69,000	1.01	69,600	24
Hay, Alfalfa..... (tons)		33,000	1.10	36,400	36
Livestock - Jan 1, 2007				Number	Rank
All Cattle.....				47,000	40
Beef Cows.....				31,000	20
Milk Cows.....					

112 COUNTY PROFILES



**BON HOMME**

2000 Census Population .....	7,260
Land Area.....(acres)	360,606
Census - 2002	Number Rank
Number of Farms.....	665 17
Land in Farms.....(acres)	344,718 52
Total Cropland.....(acres)	272,131 34
Average Size Farm.....(acres)	518 60

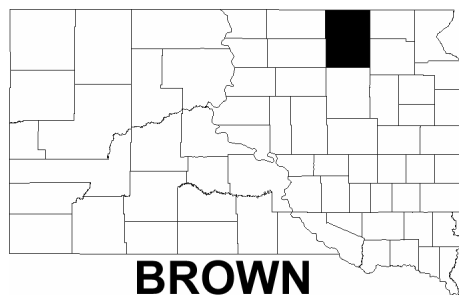
Cash Receipts - 2005				Dollars	Rank
Crops .....				22,130,000	35
Livestock.....				58,965,000	20
Government Payments.....				10,467,000	34
Total Receipts.....				81,095,000	26
Crops - 2006	Planted Acres	Harvested Acres	Yield	Production	Rank
Corn, Grain.....(bu.)	92,000	77,200	86.7	6,696,000	19
Soybeans.....(bu.)	78,000	77,500	37.2	2,882,000	23
Sunflower.....(lbs)					
Wheat, All.....(bu.)	19,400	19,300	54.4	1,050,000	33
Wheat, Spring.....(bu.)	2,300	2,200	40.5	89,000	44
Wheat, Winter.....(bu.)	17,100	17,100	56.2	961,000	18
Oats.....(bu.)	4,500	1,900	63.2	120,000	15
Hay, All.....(tons)		40,000	2.49	99,500	13
Hay, Alfalfa.....(tons)		29,000	2.84	82,500	12
Livestock - Jan 1, 2007				Number	Rank
All Cattle .....				57,000	29
Beef Cows .....				11,000	56
Milk Cows .....				700	25



**BROOKINGS**

2000 Census Population .....	28,220
Land Area.....(acres)	508,490
Census - 2002	Number Rank
Number of Farms.....	962 3
Land in Farms.....(acres)	418,115 42
Total Cropland.....(acres)	329,099 25
Average Size Farm.....(acres)	435 64

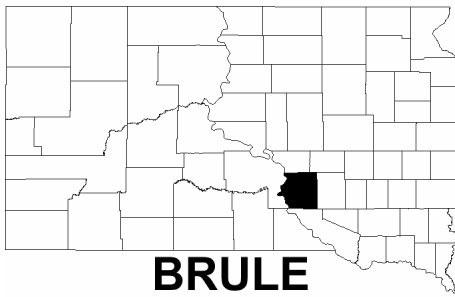
Cash Receipts - 2005				Dollars	Rank
Crops .....				59,428,000	7
Livestock.....				75,167,000	8
Government Payments.....				19,113,000	8
Total Receipts.....				134,595,000	5
Crops - 2006	Planted Acres	Harvested Acres	Yield	Production	Rank
Corn, Grain.....(bu.)	127,000	110,900	124.8	13,841,000	6
Soybeans.....(bu.)	113,000	112,700	41.8	4,712,000	9
Sunflower.....(lbs)					
Wheat, All.....(bu.)	15,700	13,300	51.8	689,000	40
Wheat, Spring.....(bu.)	13,200	11,500	50.4	580,000	24
Wheat, Winter.....(bu.)	2,500	1,800	60.6	109,000	53
Oats.....(bu.)	4,200	1,800	89.4	161,000	11
Hay, All.....(tons)		27,000	2.83	76,400	22
Hay, Alfalfa.....(tons)		17,000	3.29	56,000	23
Livestock - Jan 1, 2007				Number	Rank
All Cattle .....				54,000	34
Beef Cows .....				16,000	48
Milk Cows .....				8,700	2



**BROWN**

2000 Census Population .....	35,460
Land Area.....(acres)	1,096,208
Census - 2002	Number Rank
Number of Farms.....	1,155 2
Land in Farms.....(acres)	1,155,342 12
Total Cropland.....(acres)	897,181 1
Average Size Farm.....(acres)	1,000 37

Cash Receipts - 2005				Dollars	Rank
Crops .....				129,541,000	1
Livestock.....				73,558,000	9
Government Payments.....				41,095,000	1
Total Receipts.....				203,099,000	1
Crops - 2006	Planted Acres	Harvested Acres	Yield	Production	Rank
Corn, Grain.....(bu.)	259,000	220,400	97.0	21,384,000	2
Soybeans.....(bu.)	284,000	282,000	30.3	8,539,000	1
Sunflower.....(lbs)					
Wheat, All.....(bu.)	65,200	60,600	41.5	2,513,000	11
Wheat, Spring.....(bu.)	64,700	60,300	41.5	2,502,000	4
Wheat, Winter.....(bu.)	500	300	36.7	11,000	65
Oats.....(bu.)	3,000	1,300	23.1	30,000	35
Hay, All.....(tons)		67,000	1.48	99,200	14
Hay, Alfalfa.....(tons)		48,000	1.59	76,300	14
Livestock - Jan 1, 2007				Number	Rank
All Cattle .....				79,000	11
Beef Cows .....				27,000	24
Milk Cows .....				2,000	11



**BRULE**

2000 Census Population .....	5,364
Land Area ..... (acres)	524,190
Census - 2002	Number Rank
Number of Farms .....	365 41
Land in Farms ..... (acres)	446,987 39
Total Cropland..... (acres)	264,509 35
Average Size Farm ..... (acres)	1,225 34

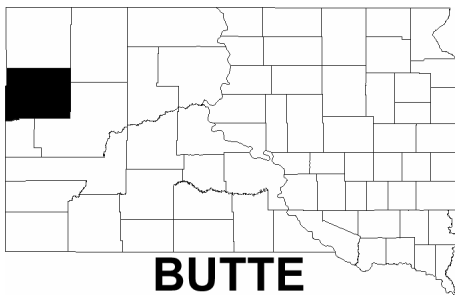
Cash Receipts - 2005				Dollars	Rank
Crops.....				16,811,000	46
Livestock .....				45,833,000	28
Government Payments.....				9,699,000	39
Total Receipts .....				62,644,000	37
Crops - 2006	Planted Acres	Harvested Acres	Yield	Production	Rank
Corn, Grain..... (bu.)	64,000	8,000	50.4	403,000	47
Soybeans ..... (bu.)	37,000	33,100	14.2	471,000	37
Sunflower ..... (lbs)	7,500	6,800	1,008.0	6,856,000	16
Wheat, All..... (bu.)	53,000	43,600	33.0	1,440,000	23
Wheat, Spring ..... (bu.)	9,500	8,500	23.1	196,000	35
Wheat, Winter ..... (bu.)	43,500	35,100	35.4	1,244,000	11
Oats..... (bu.)	13,500	2,100	45.2	95,000	20
Hay, All..... (tons)		53,000	0.91	48,400	35
Hay, Alfalfa..... (tons)		22,000	0.98	21,600	42
Livestock - Jan 1, 2007				Number	Rank
All Cattle.....				71,000	15
Beef Cows.....				30,000	21
Milk Cows.....					



**BUFFALO**

2000 Census Population .....	2,032
Land Area ..... (acres)	301,207
Census - 2002	Number Rank
Number of Farms .....	73 66
Land in Farms ..... (acres)	284,907 60
Total Cropland..... (acres)	77,025 65
Average Size Farm ..... (acres)	3,903 8

Cash Receipts - 2005				Dollars	Rank
Crops.....				6,916,000	59
Livestock .....				24,634,000	52
Government Payments.....				3,320,000	63
Total Receipts .....				31,550,000	60
Crops - 2006	Planted Acres	Harvested Acres	Yield	Production	Rank
Corn, Grain..... (bu.)	15,500	2,000	132.5	265,000	49
Soybeans ..... (bu.)	9,000	7,700	23.4	180,000	44
Sunflower ..... (lbs)					
Wheat, All..... (bu.)	14,700	7,900	25.1	198,000	54
Wheat, Spring ..... (bu.)	6,700	3,900	11.3	44,000	51
Wheat, Winter ..... (bu.)	8,000	4,000	38.5	154,000	48
Oats..... (bu.)					
Hay, All..... (tons)		14,000	0.69	9,700	64
Hay, Alfalfa..... (tons)		4,000	0.57	2,300	62
Livestock - Jan 1, 2007				Number	Rank
All Cattle.....				27,000	61
Beef Cows.....				10,000	58
Milk Cows.....					

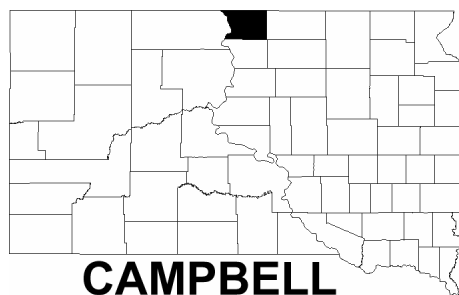


**BUTTE**

2000 Census Population .....	9,094
Land Area ..... (acres)	1,439,092
Census - 2002	Number Rank
Number of Farms .....	639 18
Land in Farms ..... (acres)	1,262,390 7
Total Cropland..... (acres)	225,856 46
Average Size Farm ..... (acres)	1,976 21

Cash Receipts - 2005				Dollars	Rank
Crops.....				8,800,000	57
Livestock .....				49,474,000	24
Government Payments.....				5,783,000	57
Total Receipts .....				58,274,000	41
Crops - 2006	Planted Acres	Harvested Acres	Yield	Production	Rank
Corn, Grain..... (bu.)	6,000	3,700	129.5	479,000	45
Soybeans ..... (bu.)					
Sunflower ..... (lbs)					
Wheat, All..... (bu.)	13,600	12,300	28.2	347,000	51
Wheat, Spring ..... (bu.)	5,500	4,500	16.4	74,000	48
Wheat, Winter ..... (bu.)	8,100	7,800	35.0	273,000	36
Oats..... (bu.)	8,000	500	44.0	22,000	43
Hay, All..... (tons)		71,000	1.40	99,600	12
Hay, Alfalfa..... (tons)		58,000	1.47	85,500	11
Livestock - Jan 1, 2007				Number	Rank
All Cattle.....				56,000	31
Beef Cows.....				34,000	15
Milk Cows.....				1,500	15

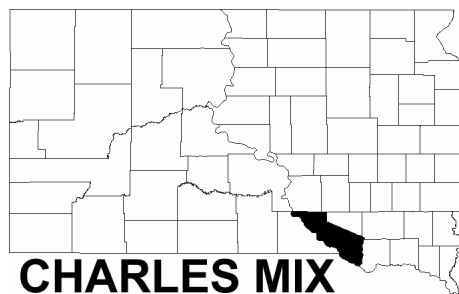
114 COUNTY PROFILES



**CAMPBELL**

2000 Census Population .....	1,782
Land Area.....(acres)	470,941
<b>Census - 2002</b>	<b>Number Rank</b>
Number of Farms.....	293 48
Land in Farms .....(acres)	391,221 43
Total Cropland.....(acres)	211,964 53
Average Size Farm.....(acres)	1,335 31

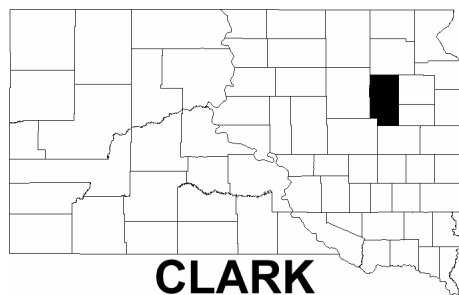
Cash Receipts - 2005				Dollars	Rank
Crops .....				17,700,000	44
Livestock.....				24,260,000	55
Government Payments.....				10,427,000	35
Total Receipts.....				41,960,000	52
Crops - 2006	Planted Acres	Harvested Acres	Yield	Production	Rank
Corn, Grain.....(bu.)	43,500	4,100	42.4	174,000	50
Soybeans.....(bu.)	25,000	12,300	13.2	162,000	45
Sunflower.....(lbs)					
Wheat, All.....(bu.)					
Wheat, Spring.....(bu.)	54,600	15,300	9.2	140,000	39
Wheat, Winter.....(bu.)	2,600	1,700	31.8	54,000	56
Oats.....(bu.)	9,500	700	50.0	35,000	33
Hay, All.....(tons)		21,000	0.61	12,800	62
Hay, Alfalfa.....(tons)		10,000	0.62	6,200	58
Livestock - Jan 1, 2007				Number	Rank
All Cattle .....				27,000	61
Beef Cows .....				9,000	62
Milk Cows .....				800	23



**CHARLES MIX**

2000 Census Population .....	9,350
Land Area.....(acres)	702,900
<b>Census - 2002</b>	<b>Number Rank</b>
Number of Farms.....	755 8
Land in Farms .....(acres)	736,177 21
Total Cropland.....(acres)	515,919 5
Average Size Farm.....(acres)	975 39

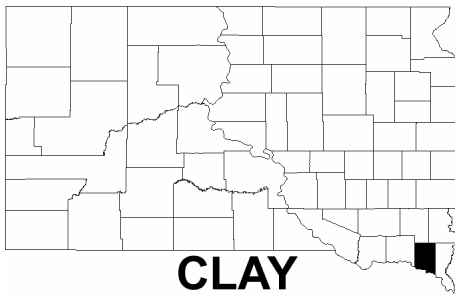
Cash Receipts - 2005				Dollars	Rank
Crops .....				51,020,000	15
Livestock.....				103,329,000	1
Government Payments.....				16,871,000	12
Total Receipts.....				154,349,000	3
Crops - 2006	Planted Acres	Harvested Acres	Yield	Production	Rank
Corn, Grain.....(bu.)	120,500	88,100	69.0	6,083,000	22
Soybeans.....(bu.)	88,000	86,700	32.3	2,798,000	24
Sunflower.....(lbs)					
Wheat, All.....(bu.)	83,300	81,500	47.8	3,894,000	3
Wheat, Spring.....(bu.)	11,100	10,400	41.5	432,000	28
Wheat, Winter.....(bu.)	72,200	71,100	48.7	3,462,000	1
Oats.....(bu.)	18,000	8,900	58.8	523,000	1
Hay, All.....(tons)		98,000	1.75	171,700	3
Hay, Alfalfa.....(tons)		47,000	2.11	99,300	5
Livestock - Jan 1, 2007				Number	Rank
All Cattle .....				121,000	2
Beef Cows .....				45,000	6
Milk Cows .....				1,100	18



**CLARK**

2000 Census Population .....	4,143
Land Area.....(acres)	613,127
<b>Census - 2002</b>	<b>Number Rank</b>
Number of Farms.....	588 20
Land in Farms .....(acres)	525,585 32
Total Cropland.....(acres)	365,169 18
Average Size Farm.....(acres)	894 41

Cash Receipts - 2005				Dollars	Rank
Crops .....				50,947,000	16
Livestock.....				66,464,000	14
Government Payments.....				15,422,000	18
Total Receipts.....				117,411,000	12
Crops - 2006	Planted Acres	Harvested Acres	Yield	Production	Rank
Corn, Grain.....(bu.)	99,000	71,700	80.3	5,759,000	24
Soybeans.....(bu.)	131,000	130,500	27.1	3,540,000	16
Sunflower.....(lbs)					
Wheat, All.....(bu.)	49,200	47,700	44.2	2,108,000	15
Wheat, Spring.....(bu.)	45,200	43,700	44.0	1,923,000	8
Wheat, Winter.....(bu.)	4,000	4,000	46.3	185,000	42
Oats.....(bu.)	4,000	2,200	58.2	128,000	13
Hay, All.....(tons)		39,000	1.57	61,100	28
Hay, Alfalfa.....(tons)		28,000	1.66	46,600	26
Livestock - Jan 1, 2007				Number	Rank
All Cattle .....				63,000	21
Beef Cows .....				21,000	33
Milk Cows .....					



**CLAY**

2000 Census Population .....	13,537
Land Area .....	263,450 (acres)
Census - 2002	Number Rank
Number of Farms .....	536 26
Land in Farms .....	372,786 (acres) 46
Total Cropland.....	341,535 (acres) 20
Average Size Farm .....	695 (acres) 47

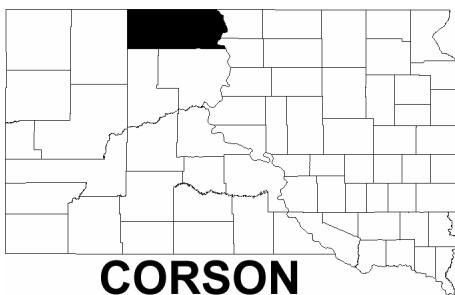
Cash Receipts - 2005				Dollars	Rank
Crops.....				42,141,000	20
Livestock .....				12,012,000	65
Government Payments.....				13,270,000	25
Total Receipts .....				54,153,000	44
Crops - 2006	Planted Acres	Harvested Acres	Yield	Production	Rank
Corn, Grain.....(bu.)	100,000	92,700	120.7	11,185,000	11
Soybeans .....	84,000	83,800	38.5	3,227,000	18
Sunflower .....					
Wheat, All.....(bu.)					
Wheat, Spring .....					
Wheat, Winter .....	2,800	2,800	70.0	196,000	40
Oats.....(bu.)					
Hay, All.....(tons)		16,000	3.79	60,600	29
Hay, Alfalfa.....(tons)		15,000	3.95	59,200	21
Livestock - Jan 1, 2007				Number	Rank
All Cattle.....				7,000	66
Beef Cows.....				1,000	66
Milk Cows.....					



**CODINGTON**

2000 Census Population .....	25,897
Land Area .....	440,165 (acres)
Census - 2002	Number Rank
Number of Farms .....	694 13
Land in Farms .....	386,607 (acres) 44
Total Cropland.....	289,897 (acres) 29
Average Size Farm .....	557 (acres) 58

Cash Receipts - 2005				Dollars	Rank
Crops.....				35,192,000	27
Livestock .....				66,247,000	15
Government Payments.....				13,462,000	24
Total Receipts .....				101,439,000	19
Crops - 2006	Planted Acres	Harvested Acres	Yield	Production	Rank
Corn, Grain.....(bu.)	78,000	59,400	98.8	5,868,000	23
Soybeans .....	84,000	83,800	31.5	2,637,000	27
Sunflower .....					
Wheat, All.....(bu.)	47,900	46,400	50.9	2,362,000	12
Wheat, Spring .....	43,700	42,200	49.6	2,094,000	5
Wheat, Winter .....	4,200	4,200	63.8	268,000	37
Oats.....(bu.)	5,500	3,900	85.6	334,000	4
Hay, All.....(tons)		40,000	2.72	108,900	10
Hay, Alfalfa.....(tons)		32,000	2.99	95,700	7
Livestock - Jan 1, 2007				Number	Rank
All Cattle.....				80,000	10
Beef Cows.....				17,000	46
Milk Cows.....				4,500	7

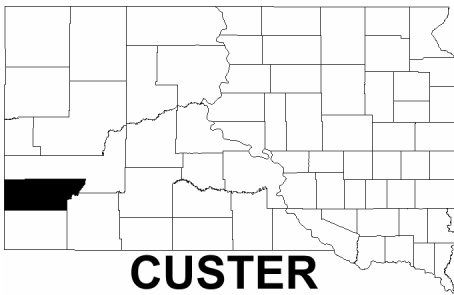


**CORSON**

2000 Census Population .....	4,181
Land Area .....	1,582,757 (acres)
Census - 2002	Number Rank
Number of Farms .....	344 43
Land in Farms .....	1,389,146 (acres) 4
Total Cropland.....	369,394 (acres) 17
Average Size Farm .....	4,038 (acres) 6

Cash Receipts - 2005				Dollars	Rank
Crops.....				14,977,000	51
Livestock .....				35,079,000	39
Government Payments.....				12,213,000	31
Total Receipts .....				50,056,000	47
Crops - 2006	Planted Acres	Harvested Acres	Yield	Production	Rank
Corn, Grain.....(bu.)					
Soybeans .....					
Sunflower .....					
Wheat, All.....(bu.)					
Wheat, Spring .....	103,500	27,900	13.4	375,000	29
Wheat, Winter .....					
Oats.....(bu.)					
Hay, All.....(tons)		20,000	0.45	9,000	66
Hay, Alfalfa.....(tons)		7,000	0.26	1,800	63
Livestock - Jan 1, 2007				Number	Rank
All Cattle.....				64,000	20
Beef Cows.....				45,000	6
Milk Cows.....					

116 COUNTY PROFILES



**CUSTER**

2000 Census Population .....	7,275
Land Area.....(acres)	996,969
<b>Census - 2002</b>	<b>Number Rank</b>
Number of Farms.....	303 46
Land in Farms.....(acres)	589,129 26
Total Cropland.....(acres)	94,814 64
Average Size Farm.....(acres)	1,944 22

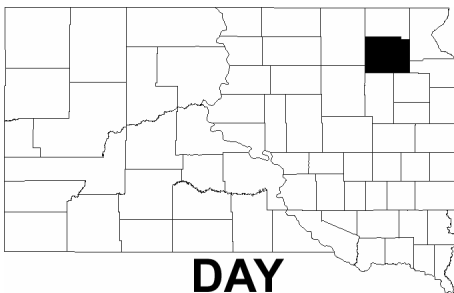
Cash Receipts - 2005				Dollars	Rank
Crops .....				1,914,000	65
Livestock.....				11,294,000	66
Government Payments.....				2,354,000	65
Total Receipts.....				13,208,000	66
Crops - 2006	Planted Acres	Harvested Acres	Yield	Production	Rank
Corn, Grain.....(bu.)					
Soybeans.....(bu.)					
Sunflower.....(lbs)					
Wheat, All.....(bu.)					
Wheat, Spring.....(bu.)					
Wheat, Winter.....(bu.)					
Oats.....(bu.)					
Hay, All.....(tons)		14,000	1.01	14,200	61
Hay, Alfalfa.....(tons)		11,000	1.15	12,600	51
Livestock - Jan 1, 2007				Number	Rank
All Cattle .....				22,000	64
Beef Cows .....				20,000	36
Milk Cows .....					



**DAVISON**

2000 Census Population .....	18,741
Land Area.....(acres)	278,690
<b>Census - 2002</b>	<b>Number Rank</b>
Number of Farms.....	481 30
Land in Farms.....(acres)	278,672 62
Total Cropland.....(acres)	223,040 49
Average Size Farm.....(acres)	579 56

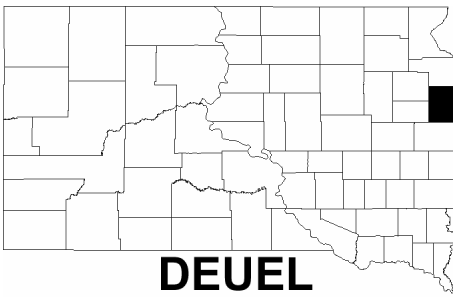
Cash Receipts - 2005				Dollars	Rank
Crops .....				16,397,000	48
Livestock.....				24,546,000	53
Government Payments.....				7,545,000	52
Total Receipts.....				40,943,000	54
Crops - 2006	Planted Acres	Harvested Acres	Yield	Production	Rank
Corn, Grain.....(bu.)	72,500	55,700	49.0	2,731,000	28
Soybeans.....(bu.)	59,000	58,800	38.4	2,255,000	29
Sunflower.....(lbs)	1,000	1,000	1,400.0	1,400,000	37
Wheat, All.....(bu.)	23,800	21,900	40.7	892,000	38
Wheat, Spring.....(bu.)	2,500	2,400	15.8	38,000	54
Wheat, Winter.....(bu.)	21,300	19,500	43.8	854,000	19
Oats.....(bu.)	4,000	1,400	42.9	60,000	27
Hay, All.....(tons)		33,000	2.07	68,200	26
Hay, Alfalfa.....(tons)		26,000	2.20	57,200	22
Livestock - Jan 1, 2007				Number	Rank
All Cattle .....				37,000	51
Beef Cows .....				20,000	36
Milk Cows .....				800	23



**DAY**

2000 Census Population .....	6,267
Land Area.....(acres)	658,329
<b>Census - 2002</b>	<b>Number Rank</b>
Number of Farms.....	704 11
Land in Farms.....(acres)	530,990 31
Total Cropland.....(acres)	375,052 16
Average Size Farm.....(acres)	754 46

Cash Receipts - 2005				Dollars	Rank
Crops .....				38,174,000	25
Livestock.....				29,513,000	46
Government Payments.....				16,181,000	16
Total Receipts.....				67,687,000	34
Crops - 2006	Planted Acres	Harvested Acres	Yield	Production	Rank
Corn, Grain.....(bu.)	69,500	61,900	106.6	6,596,000	20
Soybeans.....(bu.)	124,000	122,200	31.6	3,857,000	15
Sunflower.....(lbs)					
Wheat, All.....(bu.)					
Wheat, Spring.....(bu.)	69,400	66,500	52.4	3,487,000	2
Wheat, Winter.....(bu.)					
Oats.....(bu.)	3,500	1,700	58.2	99,000	19
Hay, All.....(tons)		49,000	1.78	87,000	17
Hay, Alfalfa.....(tons)		25,000	2.23	55,800	24
Livestock - Jan 1, 2007				Number	Rank
All Cattle .....				40,000	46
Beef Cows .....				18,000	40
Milk Cows .....				2,900	9



**DEUEL**

2000 Census Population .....	4,498
Land Area .....	399,094 (acres)
Census - 2002	Number Rank
Number of Farms .....	583 22
Land in Farms .....	327,617 55 (acres)
Total Cropland.....	220,147 51 (acres)
Average Size Farm .....	562 57 (acres)

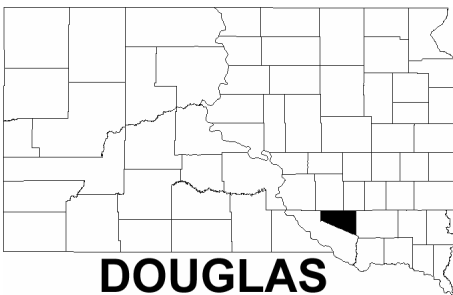
Cash Receipts - 2005				Dollars	Rank
Crops.....				22,069,000	36
Livestock .....				42,490,000	30
Government Payments.....				12,916,000	28
Total Receipts .....				64,559,000	36
Crops - 2006	Planted Acres	Harvested Acres	Yield	Production	Rank
Corn, Grain.....(bu.)	75,000	60,600	117.8	7,136,000	18
Soybeans .....	73,000	72,100	36.7	2,644,000	26
Sunflower .....					
Wheat, All.....(bu.)	21,700	20,300	53.6	1,089,000	32
Wheat, Spring .....	18,600	17,200	50.9	876,000	18
Wheat, Winter .....	3,100	3,100	68.7	213,000	39
Oats.....(bu.)	7,000	5,000	78.0	390,000	2
Hay, All.....(tons)		28,000	2.48	69,300	25
Hay, Alfalfa.....(tons)		16,000	3.11	49,800	25
Livestock - Jan 1, 2007				Number	Rank
All Cattle.....				55,000	33
Beef Cows.....				14,000	52
Milk Cows.....				5,000	6



**DEWEY**

2000 Census Population .....	5,972
Land Area .....	1,473,800 (acres)
Census - 2002	Number Rank
Number of Farms .....	358 42
Land in Farms .....	1,368,092 5 (acres)
Total Cropland.....	255,844 38 (acres)
Average Size Farm .....	3,821 10 (acres)

Cash Receipts - 2005				Dollars	Rank
Crops.....				9,540,000	55
Livestock .....				30,703,000	43
Government Payments.....				7,289,000	55
Total Receipts .....				40,243,000	55
Crops - 2006	Planted Acres	Harvested Acres	Yield	Production	Rank
Corn, Grain.....(bu.)					
Soybeans .....					
Sunflower .....					
Wheat, All.....(bu.)	50,100	9,400	20.9	196,000	55
Wheat, Spring .....	34,900	3,400	10.0	34,000	56
Wheat, Winter .....	15,200	6,000	27.0	162,000	45
Oats.....(bu.)					
Hay, All.....(tons)		17,000	0.86	14,700	59
Hay, Alfalfa.....(tons)		2,000	0.60	1,200	65
Livestock - Jan 1, 2007				Number	Rank
All Cattle.....				58,000	25
Beef Cows.....				44,000	9
Milk Cows.....					



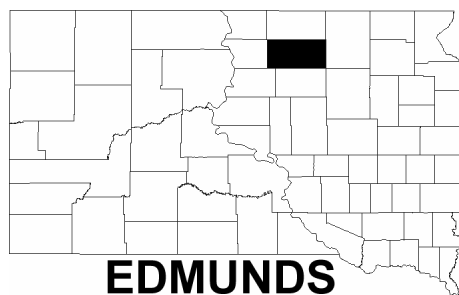
**DOUGLAS**

2000 Census Population .....	3,458
Land Area .....	277,515 (acres)
Census - 2002	Number Rank
Number of Farms .....	394 37
Land in Farms .....	236,841 65 (acres)
Total Cropland.....	182,533 60 (acres)
Average Size Farm .....	601 54 (acres)

Cash Receipts - 2005				Dollars	Rank
Crops.....				16,900,000	45
Livestock .....				59,122,000	19
Government Payments.....				7,159,000	56
Total Receipts .....				76,022,000	27
Crops - 2006	Planted Acres	Harvested Acres	Yield	Production	Rank
Corn, Grain.....(bu.)	67,000	47,700	56.8	2,708,000	29
Soybeans .....	58,000	57,900	40.6	2,353,000	28
Sunflower .....					
Wheat, All.....(bu.)	29,500	27,900	55.5	1,549,000	22
Wheat, Spring .....	2,800	2,700	50.7	137,000	40
Wheat, Winter .....	26,700	25,200	56.0	1,412,000	9
Oats.....(bu.)	6,500	3,300	62.4	206,000	8
Hay, All.....(tons)		29,000	1.89	54,900	31
Hay, Alfalfa.....(tons)		18,000	2.21	39,700	31
Livestock - Jan 1, 2007				Number	Rank
All Cattle.....				45,000	41
Beef Cows.....				13,000	54
Milk Cows.....				1,000	20



118 COUNTY PROFILES



**EDMUNDS**

2000 Census Population .....	4,367
Land Area.....(acres)	733,217
<b>Census - 2002</b>	<b>Number Rank</b>
Number of Farms.....	386 39
Land in Farms .....(acres)	585,229 27
Total Cropland.....(acres)	379,841 15
Average Size Farm.....(acres)	1,516 27

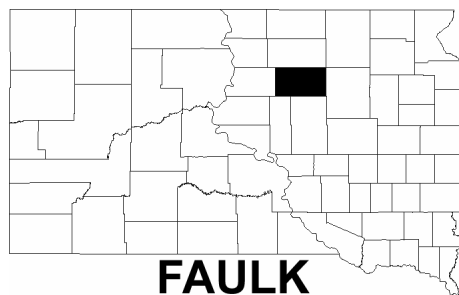
Cash Receipts - 2005				Dollars	Rank
Crops .....				55,015,000	9
Livestock.....				56,457,000	21
Government Payments.....				13,753,000	23
Total Receipts.....				111,472,000	16
Crops - 2006	Planted Acres	Harvested Acres	Yield	Production	Rank
Corn, Grain.....(bu.)	118,000	48,700	38.6	1,880,000	32
Soybeans.....(bu.)	136,000	121,300	15.6	1,898,000	30
Sunflower.....(lbs)	14,600	13,700	1,057.0	14,482,000	9
Wheat, All.....(bu.)	97,500	78,900	22.8	1,797,000	17
Wheat, Spring.....(bu.)	95,000	77,700	22.5	1,752,000	10
Wheat, Winter.....(bu.)	2,500	1,200	37.5	45,000	57
Oats.....(bu.)	6,500	500	24.0	12,000	51
Hay, All.....(tons)		42,000	0.73	30,800	50
Hay, Alfalfa.....(tons)		16,000	0.68	10,800	53
Livestock - Jan 1, 2007				Number	Rank
All Cattle .....				69,000	16
Beef Cows .....				25,000	26
Milk Cows .....				1,200	17



**FALL RIVER**

2000 Census Population .....	7,453
Land Area.....(acres)	1,113,551
<b>Census - 2002</b>	<b>Number Rank</b>
Number of Farms.....	278 49
Land in Farms .....(acres)	982,282 14
Total Cropland.....(acres)	144,161 62
Average Size Farm.....(acres)	3,533 12

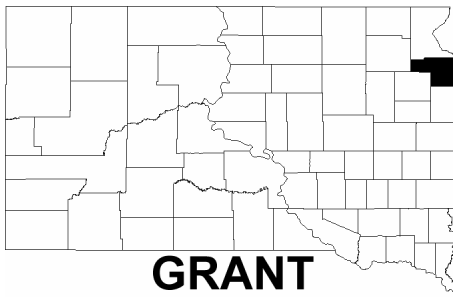
Cash Receipts - 2005				Dollars	Rank
Crops .....				3,719,000	63
Livestock.....				99,751,000	2
Government Payments.....				4,541,000	61
Total Receipts.....				103,470,000	17
Crops - 2006	Planted Acres	Harvested Acres	Yield	Production	Rank
Corn, Grain.....(bu.)	2,000	1,400	80.7	113,000	52
Soybeans.....(bu.)					
Sunflower.....(lbs)					
Wheat, All.....(bu.)	10,500	5,700	24.2	138,000	60
Wheat, Spring.....(bu.)					
Wheat, Winter.....(bu.)					
Oats.....(bu.)	3,000	800	28.8	23,000	42
Hay, All.....(tons)		9,000	1.63	14,700	59
Hay, Alfalfa.....(tons)		7,000	1.73	12,100	52
Livestock - Jan 1, 2007				Number	Rank
All Cattle .....				69,000	16
Beef Cows .....				46,000	5
Milk Cows .....					



**FAULK**

2000 Census Population .....	2,640
Land Area.....(acres)	640,148
<b>Census - 2002</b>	<b>Number Rank</b>
Number of Farms.....	265 52
Land in Farms .....(acres)	534,795 30
Total Cropland.....(acres)	338,388 22
Average Size Farm.....(acres)	2,018 20

Cash Receipts - 2005				Dollars	Rank
Crops .....				46,825,000	18
Livestock.....				40,981,000	35
Government Payments.....				11,110,000	33
Total Receipts.....				87,806,000	25
Crops - 2006	Planted Acres	Harvested Acres	Yield	Production	Rank
Corn, Grain.....(bu.)	71,000	17,300	35.2	609,000	43
Soybeans.....(bu.)	109,000	101,700	16.8	1,713,000	31
Sunflower.....(lbs)	7,000	6,300	995.0	6,266,000	19
Wheat, All.....(bu.)	88,500	75,300	21.7	1,636,000	19
Wheat, Spring.....(bu.)	82,800	71,200	20.4	1,453,000	11
Wheat, Winter.....(bu.)	5,700	4,100	44.6	183,000	43
Oats.....(bu.)					
Hay, All.....(tons)		43,000	0.72	30,900	49
Hay, Alfalfa.....(tons)		25,000	0.63	15,800	46
Livestock - Jan 1, 2007				Number	Rank
All Cattle .....				63,000	21
Beef Cows .....				23,000	30
Milk Cows .....				600	26



**GRANT**

2000 Census Population .....	7,847
Land Area .....	(acres) 436,818
Census - 2002	Number Rank
Number of Farms .....	548 24
Land in Farms .....	(acres) 350,299 49
Total Cropland.....	(acres) 273,178 33
Average Size Farm .....	(acres) 639 51

Cash Receipts - 2005				Dollars	Rank
Crops.....				40,892,000	23
Livestock .....				72,945,000	10
Government Payments.....				14,191,000	22
Total Receipts .....				113,837,000	13
Crops - 2006	Planted Acres	Harvested Acres	Yield	Production	Rank
Corn, Grain.....(bu.)	81,500	64,600	98.5	6,364,000	21
Soybeans .....	93,000	92,500	29.4	2,718,000	25
Sunflower .....					
Wheat, All.....(bu.)	44,800	43,000	52.4	2,252,000	13
Wheat, Spring .....	41,700	40,000	51.5	2,059,000	6
Wheat, Winter .....	3,100	3,000	64.3	193,000	41
Oats.....(bu.)	2,000	1,000	87.0	87,000	22
Hay, All.....(tons)		42,000	2.28	95,800	15
Hay, Alfalfa.....(tons)		31,000	2.59	80,200	13
Livestock - Jan 1, 2007				Number	Rank
All Cattle.....				58,000	25
Beef Cows.....				9,000	62
Milk Cows.....				8,800	1



**GREGORY**

2000 Census Population .....	4,792
Land Area .....	(acres) 650,224
Census - 2002	Number Rank
Number of Farms .....	587 21
Land in Farms .....	(acres) 650,897 24
Total Cropland.....	(acres) 329,968 24
Average Size Farm .....	(acres) 1,109 36

Cash Receipts - 2005				Dollars	Rank
Crops.....				16,229,000	49
Livestock .....				41,966,000	31
Government Payments.....				7,671,000	50
Total Receipts .....				58,195,000	42
Crops - 2006	Planted Acres	Harvested Acres	Yield	Production	Rank
Corn, Grain.....(bu.)	49,000	30,200	41.1	1,240,000	37
Soybeans .....	16,000	15,900	32.8	521,000	36
Sunflower .....					
Wheat, All.....(bu.)	26,900	25,300	38.1	963,000	35
Wheat, Spring .....	6,600	6,300	35.6	224,000	32
Wheat, Winter .....	20,300	19,000	38.9	739,000	21
Oats.....(bu.)	13,000	5,600	52.7	295,000	5
Hay, All.....(tons)		136,000	1.34	182,100	2
Hay, Alfalfa.....(tons)		100,000	1.45	144,900	1
Livestock - Jan 1, 2007				Number	Rank
All Cattle.....				84,000	6
Beef Cows.....				37,000	12
Milk Cows.....				1,600	12

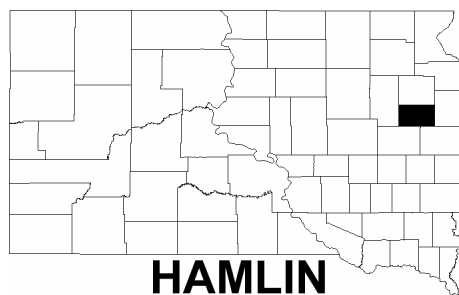


**HAAKON**

2000 Census Population .....	2,196
Land Area .....	(acres) 1,160,391
Census - 2002	Number Rank
Number of Farms .....	268 51
Land in Farms .....	(acres) 1,221,612 8
Total Cropland.....	(acres) 472,531 9
Average Size Farm .....	(acres) 4,558 5

Cash Receipts - 2005				Dollars	Rank
Crops.....				29,510,000	30
Livestock .....				38,461,000	37
Government Payments.....				10,158,000	37
Total Receipts .....				67,971,000	32
Crops - 2006	Planted Acres	Harvested Acres	Yield	Production	Rank
Corn, Grain.....(bu.)	5,500	600	18.3	11,000	62
Soybeans .....					
Sunflower .....					
Wheat, All.....(bu.)	104,000	86,000	23.3	2,004,000	16
Wheat, Spring .....	30,700	27,600	16.7	460,000	27
Wheat, Winter .....	73,300	58,400	26.4	1,544,000	7
Oats.....(bu.)	9,500	1,100	27.3	30,000	35
Hay, All.....(tons)		46,000	0.67	31,000	48
Hay, Alfalfa.....(tons)		16,000	0.43	6,900	56
Livestock - Jan 1, 2007				Number	Rank
All Cattle.....				76,000	13
Beef Cows.....				45,000	6
Milk Cows.....					

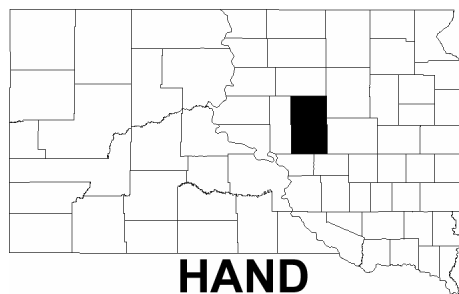
120 COUNTY PROFILES



**HAMLIN**

2000 Census Population .....	5,540
Land Area.....(acres)	327,167
Census - 2002	Number Rank
Number of Farms.....	451 33
Land in Farms.....(acres)	307,193 58
Total Cropland.....(acres)	252,152 39
Average Size Farm.....(acres)	681 48

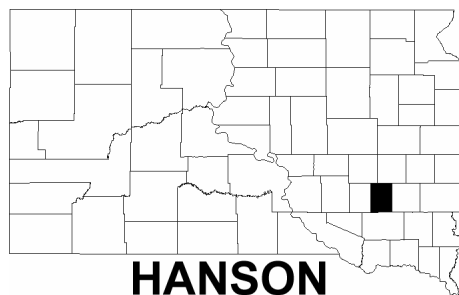
Cash Receipts - 2005				Dollars	Rank
Crops .....				38,428,000	24
Livestock.....				34,326,000	42
Government Payments.....				13,226,000	26
Total Receipts.....				72,754,000	31
Crops - 2006	Planted Acres	Harvested Acres	Yield	Production	Rank
Corn, Grain.....(bu.)	89,000	77,100	122.5	9,445,000	14
Soybeans.....(bu.)	84,000	83,800	38.1	3,196,000	19
Sunflower.....(lbs)					
Wheat, All.....(bu.)	23,200	21,800	53.4	1,164,000	30
Wheat, Spring.....(bu.)	18,700	18,100	50.5	914,000	15
Wheat, Winter.....(bu.)	4,500	3,700	67.6	250,000	38
Oats.....(bu.)	4,000	2,500	89.2	223,000	6
Hay, All.....(tons)		24,000	2.46	59,000	30
Hay, Alfalfa.....(tons)		16,000	2.89	46,300	28
Livestock - Jan 1, 2007				Number	Rank
All Cattle .....				37,000	51
Beef Cows .....				10,000	58
Milk Cows .....				3,100	8



**HAND**

2000 Census Population .....	3,741
Land Area.....(acres)	919,492
Census - 2002	Number Rank
Number of Farms.....	480 31
Land in Farms.....(acres)	868,379 18
Total Cropland.....(acres)	508,883 6
Average Size Farm.....(acres)	1,809 23

Cash Receipts - 2005				Dollars	Rank
Crops .....				50,147,000	17
Livestock.....				61,558,000	17
Government Payments.....				21,770,000	5
Total Receipts.....				111,705,000	15
Crops - 2006	Planted Acres	Harvested Acres	Yield	Production	Rank
Corn, Grain.....(bu.)	105,500	46,100	49.9	2,299,000	30
Soybeans.....(bu.)	76,000	72,800	20.5	1,489,000	32
Sunflower.....(lbs)	35,500	33,500	1,098.0	36,792,000	3
Wheat, All.....(bu.)	139,300	122,600	32.3	3,961,000	2
Wheat, Spring.....(bu.)	83,600	74,900	25.5	1,912,000	9
Wheat, Winter.....(bu.)	55,700	47,700	43.0	2,049,000	4
Oats.....(bu.)	6,000	300	20.0	6,000	57
Hay, All.....(tons)		124,000	1.03	127,700	6
Hay, Alfalfa.....(tons)		66,000	1.08	71,500	16
Livestock - Jan 1, 2007				Number	Rank
All Cattle .....				97,000	5
Beef Cows .....				42,000	11
Milk Cows .....					



**HANSON**

2000 Census Population .....	3,139
Land Area.....(acres)	278,205
Census - 2002	Number Rank
Number of Farms.....	319 44
Land in Farms.....(acres)	248,732 64
Total Cropland.....(acres)	202,903 55
Average Size Farm.....(acres)	780 45

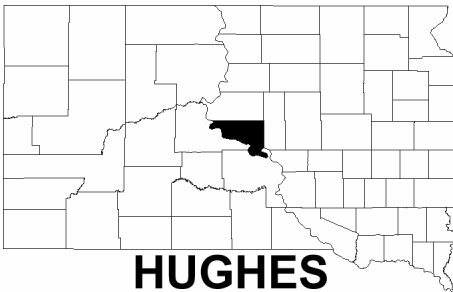
Cash Receipts - 2005				Dollars	Rank
Crops .....				18,534,000	40
Livestock.....				35,015,000	41
Government Payments.....				8,254,000	45
Total Receipts.....				53,549,000	45
Crops - 2006	Planted Acres	Harvested Acres	Yield	Production	Rank
Corn, Grain.....(bu.)	75,500	56,700	52.6	2,982,000	27
Soybeans.....(bu.)	81,000	80,700	43.0	3,473,000	17
Sunflower.....(lbs)					
Wheat, All.....(bu.)					
Wheat, Spring.....(bu.)					
Wheat, Winter.....(bu.)	10,300	9,900	47.6	471,000	30
Oats.....(bu.)	2,500	1,100	67.3	74,000	25
Hay, All.....(tons)		9,000	1.87	16,800	57
Hay, Alfalfa.....(tons)		6,000	2.13	12,800	50
Livestock - Jan 1, 2007				Number	Rank
All Cattle .....				40,000	46
Beef Cows .....				17,000	46
Milk Cows .....				1,100	18



**HARDING**

2000 Census Population .....	1,353
Land Area .....	(acres) 1,709,161
Census - 2002	Number Rank
Number of Farms .....	223 60
Land in Farms .....	(acres) 1,674,112 3
Total Cropland.....	(acres) 212,174 52
Average Size Farm .....	(acres) 7,507 1

Cash Receipts - 2005				Dollars	Rank
Crops.....				2,447,000	64
Livestock .....				35,053,000	40
Government Payments.....				9,053,000	40
Total Receipts .....				37,500,000	57
Crops - 2006	Planted Acres	Harvested Acres	Yield	Production	Rank
Corn, Grain.....(bu.)	2,000				
Soybeans .....					
Sunflower .....					
Wheat, All.....(bu.)	33,900	19,300	12.5	241,000	52
Wheat, Spring .....	23,200	15,900	11.4	182,000	36
Wheat, Winter .....					
Oats.....(bu.)	13,000	900	35.6	32,000	34
Hay, All.....(tons)		67,000	0.61	40,800	40
Hay, Alfalfa.....(tons)		34,000	0.46	15,700	47
Livestock - Jan 1, 2007				Number	Rank
All Cattle.....				63,000	21
Beef Cows.....				44,000	9
Milk Cows.....					



**HUGHES**

2000 Census Population .....	16,481
Land Area .....	(acres) 474,221
Census - 2002	Number Rank
Number of Farms .....	258 53
Land in Farms .....	(acres) 367,653 47
Total Cropland.....	(acres) 224,827 48
Average Size Farm .....	(acres) 1,425 29

Cash Receipts - 2005				Dollars	Rank
Crops.....				26,661,000	31
Livestock .....				20,691,000	60
Government Payments.....				8,760,000	42
Total Receipts .....				47,352,000	49
Crops - 2006	Planted Acres	Harvested Acres	Yield	Production	Rank
Corn, Grain.....(bu.)	23,500	10,100	109.2	1,103,000	39
Soybeans .....	6,000	5,100	47.5	242,000	42
Sunflower .....					
Wheat, All.....(bu.)	105,500	72,500	18.9	1,368,000	25
Wheat, Spring .....	48,500	35,000	16.7	583,000	22
Wheat, Winter .....	57,000	37,500	20.9	785,000	20
Oats.....(bu.)	3,000	1,200	15.0	18,000	46
Hay, All.....(tons)		18,000	0.91	16,300	58
Hay, Alfalfa.....(tons)		5,000	0.94	4,700	60
Livestock - Jan 1, 2007				Number	Rank
All Cattle.....				24,000	63
Beef Cows.....				14,000	52
Milk Cows.....					

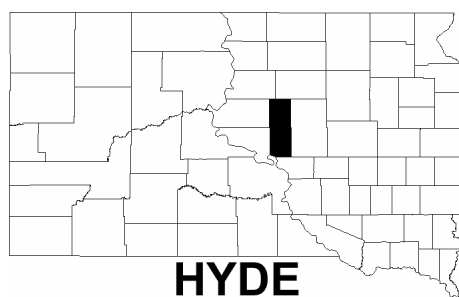


**HUTCHINSON**

2000 Census Population .....	8,075
Land Area .....	(acres) 520,341
Census - 2002	Number Rank
Number of Farms .....	768 7
Land in Farms .....	(acres) 505,603 36
Total Cropland.....	(acres) 413,245 13
Average Size Farm .....	(acres) 658 49

Cash Receipts - 2005				Dollars	Rank
Crops.....				43,207,000	19
Livestock .....				82,416,000	4
Government Payments.....				15,977,000	17
Total Receipts .....				125,623,000	8
Crops - 2006	Planted Acres	Harvested Acres	Yield	Production	Rank
Corn, Grain.....(bu.)	152,500	122,400	66.2	8,107,000	16
Soybeans .....	143,000	142,600	39.5	5,630,000	4
Sunflower .....					
Wheat, All.....(bu.)	29,500	29,400	48.1	1,414,000	24
Wheat, Spring .....	2,100	2,000	46.0	92,000	43
Wheat, Winter .....	27,400	27,400	48.2	1,322,000	10
Oats.....(bu.)	4,500	2,500	63.2	158,000	12
Hay, All.....(tons)		31,000	2.35	72,900	23
Hay, Alfalfa.....(tons)		24,000	2.65	63,700	18
Livestock - Jan 1, 2007				Number	Rank
All Cattle.....				81,000	8
Beef Cows.....				26,000	25
Milk Cows.....				2,400	10

122 COUNTY PROFILES



**HYDE**

2000 Census Population .....	1,671
Land Area.....(acres)	551,085
<b>Census - 2002</b>	<b>Number</b> <b>Rank</b>
Number of Farms.....	187    63
Land in Farms.....(acres)	468,836    37
Total Cropland.....(acres)	188,814    58
Average Size Farm.....(acres)	2,507    17

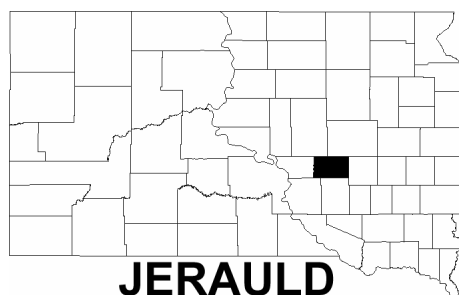
Cash Receipts - 2005				Dollars	Rank
Crops .....				19,407,000	39
Livestock.....				24,712,000	51
Government Payments.....				7,324,000	54
Total Receipts.....				44,119,000	51
Crops - 2006	Planted Acres	Harvested Acres	Yield	Production	Rank
Corn, Grain.....(bu.)	31,500	8,600	38.0	327,000	48
Soybeans.....(bu.)	4,000	3,100	17.7	55,000	48
Sunflower.....(lbs)	25,600	23,300	1,244.0	28,984,000	5
Wheat, All.....(bu.)	90,200	78,300	26.9	2,109,000	14
Wheat, Spring.....(bu.)	44,200	39,500	22.2	878,000	17
Wheat, Winter.....(bu.)	46,000	38,800	31.7	1,231,000	12
Oats.....(bu.)	5,000	800	16.3	13,000	50
Hay, All.....(tons)		31,000	0.72	22,300	54
Hay, Alfalfa.....(tons)		17,000	0.64	10,800	53
Livestock - Jan 1, 2007				Number	Rank
All Cattle .....				54,000	34
Beef Cows .....				23,000	30
Milk Cows .....					



**JACKSON**

2000 Census Population .....	2,930
Land Area.....(acres)	1,196,347
<b>Census - 2002</b>	<b>Number</b> <b>Rank</b>
Number of Farms.....	308    45
Land in Farms.....(acres)	1,190,603    10
Total Cropland.....(acres)	246,310    41
Average Size Farm.....(acres)	3,866    9

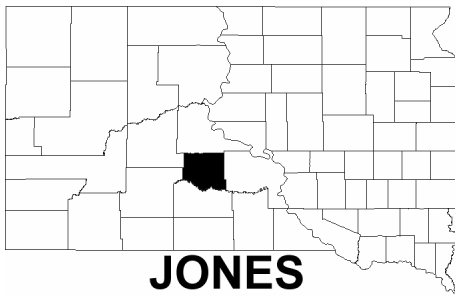
Cash Receipts - 2005				Dollars	Rank
Crops .....				9,510,000	56
Livestock.....				26,664,000	48
Government Payments.....				7,361,000	53
Total Receipts.....				36,174,000	58
Crops - 2006	Planted Acres	Harvested Acres	Yield	Production	Rank
Corn, Grain.....(bu.)					
Soybeans.....(bu.)					
Sunflower.....(lbs)					
Wheat, All.....(bu.)					
Wheat, Spring.....(bu.)					
Wheat, Winter.....(bu.)	30,200	20,400	25.4	518,000	28
Oats.....(bu.)					
Hay, All.....(tons)		48,000	0.74	35,600	47
Hay, Alfalfa.....(tons)		30,000	0.60	18,100	44
Livestock - Jan 1, 2007				Number	Rank
All Cattle .....				52,000	37
Beef Cows .....				37,000	12
Milk Cows .....					



**JERAULD**

2000 Census Population .....	2,295
Land Area.....(acres)	339,381
<b>Census - 2002</b>	<b>Number</b> <b>Rank</b>
Number of Farms.....	272    50
Land in Farms.....(acres)	336,424    54
Total Cropland.....(acres)	192,124    56
Average Size Farm.....(acres)	1,237    33

Cash Receipts - 2005				Dollars	Rank
Crops .....				13,935,000	53
Livestock.....				30,642,000	44
Government Payments.....				5,377,000	60
Total Receipts.....				44,577,000	50
Crops - 2006	Planted Acres	Harvested Acres	Yield	Production	Rank
Corn, Grain.....(bu.)	37,500	8,200	55.5	455,000	46
Soybeans.....(bu.)	17,000	16,700	21.7	363,000	39
Sunflower.....(lbs)	9,400	9,000	1,053.0	9,476,000	14
Wheat, All.....(bu.)	31,800	27,800	34.0	945,000	36
Wheat, Spring.....(bu.)	12,000	10,400	26.6	277,000	30
Wheat, Winter.....(bu.)	19,800	17,400	38.4	668,000	24
Oats.....(bu.)	4,000	1,000	47.0	47,000	32
Hay, All.....(tons)		42,000	1.09	45,900	37
Hay, Alfalfa.....(tons)		21,000	1.27	26,600	40
Livestock - Jan 1, 2007				Number	Rank
All Cattle .....				42,000	45
Beef Cows .....				21,000	33
Milk Cows .....					



**JONES**

2000 Census Population .....	1,193	
Land Area .....	(acres) 621,209	
Census - 2002	Number	Rank
Number of Farms .....	163	65
Land in Farms .....	(acres) 516,489	35
Total Cropland.....	(acres) 190,525	57
Average Size Farm .....	(acres) 3,169	14

Cash Receipts - 2005				Dollars	Rank
Crops.....				5,689,000	61
Livestock .....				22,125,000	58
Government Payments.....				5,431,000	59
Total Receipts .....				27,814,000	62
Crops - 2006	Planted Acres	Harvested Acres	Yield	Production	Rank
Corn, Grain.....(bu.)					
Soybeans .....					
Sunflower .....					
Wheat, All.....(bu.)	55,400	38,700	28.8	1,116,000	31
Wheat, Spring .....	9,700	9,100	16.6	151,000	38
Wheat, Winter .....	45,700	29,600	32.6	965,000	17
Oats.....(bu.)	4,500	1,400	37.1	52,000	29
Hay, All.....(tons)		66,000	0.61	40,500	42
Hay, Alfalfa.....(tons)		33,000	0.54	17,700	45
Livestock - Jan 1, 2007				Number	Rank
All Cattle.....				43,000	44
Beef Cows.....				19,000	38
Milk Cows.....					



**KINGSBURY**

2000 Census Population .....	5,815	
Land Area .....	(acres) 536,592	
Census - 2002	Number	Rank
Number of Farms .....	599	19
Land in Farms .....	(acres) 518,642	34
Total Cropland.....	(acres) 425,502	12
Average Size Farm .....	(acres) 866	43

Cash Receipts - 2005				Dollars	Rank
Crops.....				52,146,000	13
Livestock .....				47,035,000	26
Government Payments.....				16,399,000	15
Total Receipts .....				99,181,000	21
Crops - 2006	Planted Acres	Harvested Acres	Yield	Production	Rank
Corn, Grain.....(bu.)	128,000	106,500	99.9	10,639,000	12
Soybeans .....	136,000	135,600	36.2	4,908,000	7
Sunflower .....					
Wheat, All.....(bu.)	34,700	33,800	48.0	1,622,000	21
Wheat, Spring .....	19,600	18,800	47.2	887,000	16
Wheat, Winter .....	15,100	15,000	49.0	735,000	22
Oats.....(bu.)	4,000	2,500	83.6	209,000	7
Hay, All.....(tons)		35,000	2.39	83,600	20
Hay, Alfalfa.....(tons)		28,000	2.59	72,400	15
Livestock - Jan 1, 2007				Number	Rank
All Cattle.....				67,000	19
Beef Cows.....				24,000	28
Milk Cows.....					



**LAKE**

2000 Census Population .....	11,276	
Land Area .....	(acres) 360,491	
Census - 2002	Number	Rank
Number of Farms .....	513	29
Land in Farms .....	(acres) 325,134	56
Total Cropland.....	(acres) 262,941	37
Average Size Farm .....	(acres) 634	52

Cash Receipts - 2005				Dollars	Rank
Crops.....				52,426,000	12
Livestock .....				45,442,000	29
Government Payments.....				15,035,000	19
Total Receipts .....				97,868,000	22
Crops - 2006	Planted Acres	Harvested Acres	Yield	Production	Rank
Corn, Grain.....(bu.)	116,000	102,800	131.9	13,558,000	7
Soybeans .....	107,000	106,700	41.9	4,472,000	11
Sunflower .....					
Wheat, All.....(bu.)					
Wheat, Spring .....	1,400	1,400	54.3	76,000	47
Wheat, Winter .....					
Oats.....(bu.)	2,000	700	68.6	48,000	31
Hay, All.....(tons)		15,000	3.08	46,200	36
Hay, Alfalfa.....(tons)		12,000	3.37	40,400	30
Livestock - Jan 1, 2007				Number	Rank
All Cattle.....				31,000	58
Beef Cows.....				13,000	54
Milk Cows.....				1,000	20

124 COUNTY PROFILES



**LAWRENCE**

2000 Census Population .....	21,802
Land Area.....(acres)	512,039
<b>Census - 2002</b>	<b>Number Rank</b>
Number of Farms.....	239 56
Land in Farms.....(acres)	140,703 66
Total Cropland.....(acres)	40,492 66
Average Size Farm.....(acres)	589 55

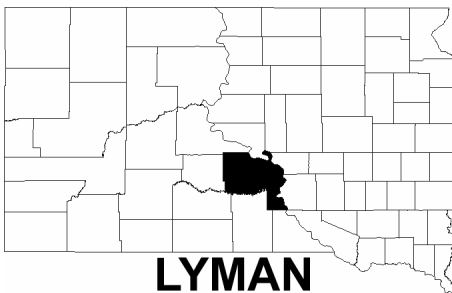
<b>Cash Receipts - 2005</b>				<b>Dollars</b>	<b>Rank</b>
Crops .....				1,890,000	66
Livestock.....				12,249,000	64
Government Payments.....				604,000	66
Total Receipts.....				14,139,000	65
<b>Crops - 2006</b>	<b>Planted Acres</b>	<b>Harvested Acres</b>	<b>Yield</b>	<b>Production</b>	<b>Rank</b>
Corn, Grain.....(bu.)	1,000				
Soybeans.....(bu.)					
Sunflower.....(lbs)					
Wheat, All.....(bu.)					
Wheat, Spring.....(bu.)					
Wheat, Winter.....(bu.)					
Oats.....(bu.)					
Hay, All.....(tons)		35,000	1.16	40,600	41
Hay, Alfalfa.....(tons)		25,000	1.27	31,800	39
<b>Livestock - Jan 1, 2007</b>				<b>Number</b>	<b>Rank</b>
All Cattle .....				19,000	65
Beef Cows .....				9,000	62
Milk Cows .....					



**LINCOLN**

2000 Census Population .....	24,131
Land Area.....(acres)	370,009
<b>Census - 2002</b>	<b>Number Rank</b>
Number of Farms.....	841 6
Land in Farms.....(acres)	309,552 57
Total Cropland.....(acres)	277,014 32
Average Size Farm.....(acres)	368 65

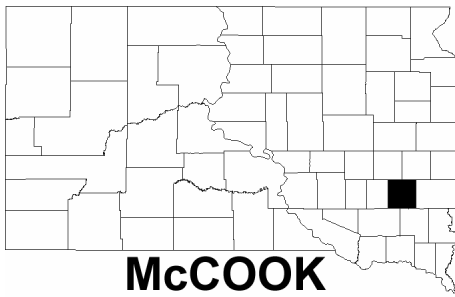
<b>Cash Receipts - 2005</b>				<b>Dollars</b>	<b>Rank</b>
Crops .....				66,487,000	3
Livestock.....				53,738,000	22
Government Payments.....				19,428,000	6
Total Receipts.....				120,225,000	11
<b>Crops - 2006</b>	<b>Planted Acres</b>	<b>Harvested Acres</b>	<b>Yield</b>	<b>Production</b>	<b>Rank</b>
Corn, Grain.....(bu.)	155,000	142,700	129.1	18,418,000	4
Soybeans.....(bu.)	121,000	120,700	44.5	5,372,000	6
Sunflower.....(lbs)					
Wheat, All.....(bu.)	2,400	2,200	67.3	148,000	59
Wheat, Spring.....(bu.)					
Wheat, Winter.....(bu.)					
Oats.....(bu.)					
Hay, All.....(tons)		11,000	3.65	40,200	44
Hay, Alfalfa.....(tons)		10,000	3.87	38,700	32
<b>Livestock - Jan 1, 2007</b>				<b>Number</b>	<b>Rank</b>
All Cattle .....				36,000	55
Beef Cows .....				10,000	58
Milk Cows .....				600	26



**LYMAN**

2000 Census Population .....	3,895
Land Area.....(acres)	1,049,653
<b>Census - 2002</b>	<b>Number Rank</b>
Number of Farms.....	420 34
Land in Farms.....(acres)	885,332 17
Total Cropland.....(acres)	392,333 14
Average Size Farm.....(acres)	2,108 19

<b>Cash Receipts - 2005</b>				<b>Dollars</b>	<b>Rank</b>
Crops .....				30,102,000	29
Livestock.....				25,836,000	50
Government Payments.....				12,878,000	29
Total Receipts.....				55,938,000	43
<b>Crops - 2006</b>	<b>Planted Acres</b>	<b>Harvested Acres</b>	<b>Yield</b>	<b>Production</b>	<b>Rank</b>
Corn, Grain.....(bu.)	29,000	11,200	101.8	1,140,000	38
Soybeans.....(bu.)					
Sunflower.....(lbs)	28,000	24,400	825.0	20,124,000	6
Wheat, All.....(bu.)	126,400	118,200	26.3	3,110,000	5
Wheat, Spring.....(bu.)	32,200	30,100	16.9	509,000	26
Wheat, Winter.....(bu.)	94,200	88,100	29.5	2,601,000	2
Oats.....(bu.)	5,500	800	33.8	27,000	39
Hay, All.....(tons)		59,000	0.63	36,900	46
Hay, Alfalfa.....(tons)		20,000	0.67	13,400	48
<b>Livestock - Jan 1, 2007</b>				<b>Number</b>	<b>Rank</b>
All Cattle .....				53,000	36
Beef Cows .....				29,000	23
Milk Cows .....					



**McCOOK**

2000 Census Population .....	5,832
Land Area ..... (acres)	367,721
Census - 2002	Number Rank
Number of Farms .....	539 25
Land in Farms ..... (acres)	345,010 51
Total Cropland..... (acres)	284,027 31
Average Size Farm ..... (acres)	640 50

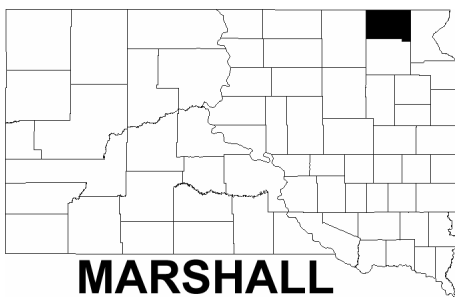
Cash Receipts - 2005				Dollars	Rank
Crops.....				35,816,000	26
Livestock .....				37,891,000	38
Government Payments.....				16,777,000	13
Total Receipts .....				73,707,000	29
Crops - 2006	Planted Acres	Harvested Acres	Yield	Production	Rank
Corn, Grain..... (bu.)	128,500	112,200	117.0	13,126,000	9
Soybeans ..... (bu.)	104,000	103,700	45.9	4,760,000	8
Sunflower ..... (lbs)					
Wheat, All..... (bu.)					
Wheat, Spring ..... (bu.)					
Wheat, Winter ..... (bu.)	2,500	2,500	66.0	165,000	44
Oats..... (bu.)	4,000	2,500	73.6	184,000	9
Hay, All..... (tons)		16,000	2.58	41,200	39
Hay, Alfalfa..... (tons)		11,000	3.08	33,900	38
Livestock - Jan 1, 2007				Number	Rank
All Cattle.....				37,000	51
Beef Cows.....				16,000	48
Milk Cows.....				1,300	16



**McPHERSON**

2000 Census Population .....	2,904
Land Area ..... (acres)	727,689
Census - 2002	Number Rank
Number of Farms .....	413 35
Land in Farms ..... (acres)	536,730 29
Total Cropland..... (acres)	289,954 28
Average Size Farm ..... (acres)	1,300 32

Cash Receipts - 2005				Dollars	Rank
Crops.....				17,946,000	42
Livestock .....				70,809,000	11
Government Payments.....				8,364,000	44
Total Receipts .....				88,755,000	23
Crops - 2006	Planted Acres	Harvested Acres	Yield	Production	Rank
Corn, Grain..... (bu.)	47,500	13,900	46.9	652,000	41
Soybeans ..... (bu.)	43,000	36,800	16.6	611,000	35
Sunflower ..... (lbs)					
Wheat, All..... (bu.)					
Wheat, Spring ..... (bu.)	48,500	41,200	28.5	1,175,000	14
Wheat, Winter ..... (bu.)	4,100	2,700	57.4	155,000	47
Oats..... (bu.)	10,000	2,700	33.3	90,000	21
Hay, All..... (tons)		98,000	0.87	85,600	18
Hay, Alfalfa..... (tons)		55,000	0.85	46,600	26
Livestock - Jan 1, 2007				Number	Rank
All Cattle.....				79,000	11
Beef Cows.....				34,000	15
Milk Cows.....				500	28



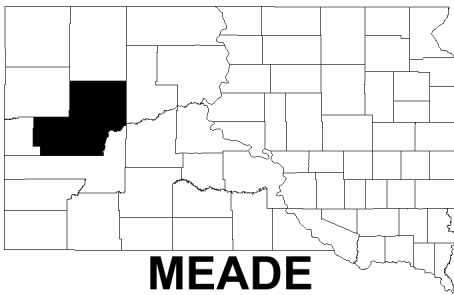
**MARSHALL**

2000 Census Population .....	4,576
Land Area ..... (acres)	536,888
Census - 2002	Number Rank
Number of Farms .....	529 27
Land in Farms ..... (acres)	524,688 33
Total Cropland..... (acres)	339,758 21
Average Size Farm ..... (acres)	992 38

Cash Receipts - 2005				Dollars	Rank
Crops.....				41,560,000	21
Livestock .....				80,642,000	5
Government Payments.....				16,482,000	14
Total Receipts .....				122,202,000	9
Crops - 2006	Planted Acres	Harvested Acres	Yield	Production	Rank
Corn, Grain..... (bu.)	65,500	55,400	142.0	7,866,000	17
Soybeans ..... (bu.)	86,000	85,400	37.4	3,195,000	20
Sunflower ..... (lbs)					
Wheat, All..... (bu.)					
Wheat, Spring ..... (bu.)	14,500	14,000	41.6	583,000	22
Wheat, Winter ..... (bu.)					
Oats..... (bu.)	2,000	1,200	69.2	83,000	23
Hay, All..... (tons)		40,000	2.09	83,700	19
Hay, Alfalfa..... (tons)		24,000	2.54	61,000	20
Livestock - Jan 1, 2007				Number	Rank
All Cattle.....				76,000	13
Beef Cows.....				23,000	30
Milk Cows.....					



126 COUNTY PROFILES



**MEADE**

2000 Census Population .....	24,253
Land Area.....(acres)	2,221,341
<b>Census - 2002</b>	<b>Number Rank</b>
Number of Farms.....	895 5
Land in Farms.....(acres)	2,228,839 1
Total Cropland.....(acres)	538,202 4
Average Size Farm.....(acres)	2,490 18

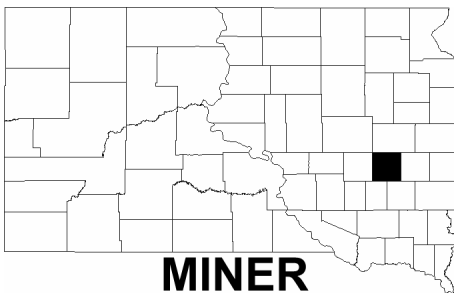
Cash Receipts - 2005				Dollars	Rank
Crops .....				14,983,000	50
Livestock.....				59,892,000	18
Government Payments.....				12,608,000	30
Total Receipts.....				74,875,000	28
Crops - 2006	Planted Acres	Harvested Acres	Yield	Production	Rank
Corn, Grain.....(bu.)	4,500	1,600	42.5	68,000	55
Soybeans.....(bu.)					
Sunflower.....(lbs)					
Wheat, All.....(bu.)	53,700	31,200	25.6	799,000	39
Wheat, Spring.....(bu.)	19,900	12,700	16.0	203,000	34
Wheat, Winter.....(bu.)	33,800	18,500	32.2	596,000	26
Oats.....(bu.)	13,000	1,000	30.0	30,000	35
Hay, All.....(tons)		182,000	0.68	124,600	8
Hay, Alfalfa.....(tons)		130,000	0.67	86,900	9
Livestock - Jan 1, 2007				Number	Rank
All Cattle .....				110,000	4
Beef Cows .....				76,000	1
Milk Cows .....					



**MELLETTTE**

2000 Census Population .....	2,083
Land Area.....(acres)	836,232
<b>Census - 2002</b>	<b>Number Rank</b>
Number of Farms.....	200 61
Land in Farms.....(acres)	660,456 23
Total Cropland.....(acres)	124,681 63
Average Size Farm.....(acres)	3,302 13

Cash Receipts - 2005				Dollars	Rank
Crops .....				5,190,000	62
Livestock.....				22,000,000	59
Government Payments.....				3,822,000	62
Total Receipts.....				27,190,000	63
Crops - 2006	Planted Acres	Harvested Acres	Yield	Production	Rank
Corn, Grain.....(bu.)					
Soybeans.....(bu.)					
Sunflower.....(lbs)					
Wheat, All.....(bu.)	23,100	17,600	24.3	427,000	48
Wheat, Spring.....(bu.)	4,500	2,100	15.2	32,000	57
Wheat, Winter.....(bu.)	18,600	15,500	25.5	395,000	32
Oats.....(bu.)					
Hay, All.....(tons)		40,000	0.60	23,800	53
Hay, Alfalfa.....(tons)		32,000	0.60	19,200	43
Livestock - Jan 1, 2007				Number	Rank
All Cattle .....				58,000	25
Beef Cows .....				32,000	19
Milk Cows .....					



**MINER**

2000 Census Population .....	2,884
Land Area.....(acres)	365,042
<b>Census - 2002</b>	<b>Number Rank</b>
Number of Farms.....	370 40
Land in Farms.....(acres)	291,066 59
Total Cropland.....(acres)	209,719 54
Average Size Farm.....(acres)	787 44

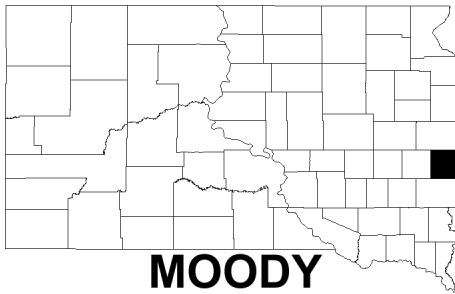
Cash Receipts - 2005				Dollars	Rank
Crops .....				23,319,000	34
Livestock.....				30,170,000	45
Government Payments.....				8,991,000	41
Total Receipts.....				53,489,000	46
Crops - 2006	Planted Acres	Harvested Acres	Yield	Production	Rank
Corn, Grain.....(bu.)	69,500	53,200	92.4	4,918,000	26
Soybeans.....(bu.)	71,000	70,700	42.4	3,001,000	22
Sunflower.....(lbs)					
Wheat, All.....(bu.)	16,300	16,100	58.4	941,000	37
Wheat, Spring.....(bu.)	5,600	5,400	49.4	267,000	31
Wheat, Winter.....(bu.)	10,700	10,700	63.0	674,000	23
Oats.....(bu.)	3,000	1,400	71.4	100,000	18
Hay, All.....(tons)		25,000	2.08	51,900	33
Hay, Alfalfa.....(tons)		14,000	2.46	34,500	37
Livestock - Jan 1, 2007				Number	Rank
All Cattle .....				44,000	43
Beef Cows .....				18,000	40
Milk Cows .....				400	29



**MINNEHAHA**

2000 Census Population .....	148,281
Land Area ..... (acres)	517,873
Census - 2002	Number Rank
Number of Farms .....	1,209 1
Land in Farms ..... (acres)	421,946 41
Total Cropland..... (acres)	364,807 19
Average Size Farm ..... (acres)	349 66

Cash Receipts - 2005				Dollars	Rank
Crops.....				54,061,000	10
Livestock .....				67,674,000	13
Government Payments.....				23,020,000	4
Total Receipts .....				121,735,000	10
Crops - 2006	Planted Acres	Harvested Acres	Yield	Production	Rank
Corn, Grain..... (bu.)	166,500	152,300	140.9	21,462,000	1
Soybeans ..... (bu.)	126,000	125,700	50.1	6,299,000	3
Sunflower ..... (lbs)					
Wheat, All..... (bu.)					
Wheat, Spring ..... (bu.)					
Wheat, Winter ..... (bu.)					
Oats..... (bu.)	4,000	2,300	73.9	170,000	10
Hay, All..... (tons)		35,000	3.09	108,200	11
Hay, Alfalfa..... (tons)		26,000	3.49	90,700	8
Livestock - Jan 1, 2007				Number	Rank
All Cattle.....				68,000	18
Beef Cows.....				24,000	28
Milk Cows.....				5,200	4



**MOODY**

2000 Census Population .....	6,595
Land Area ..... (acres)	332,611
Census - 2002	Number Rank
Number of Farms .....	580 23
Land in Farms ..... (acres)	282,751 61
Total Cropland..... (acres)	237,146 42
Average Size Farm ..... (acres)	488 62

Cash Receipts - 2005				Dollars	Rank
Crops.....				59,137,000	8
Livestock .....				41,616,000	32
Government Payments.....				16,944,000	11
Total Receipts .....				100,753,000	20
Crops - 2006	Planted Acres	Harvested Acres	Yield	Production	Rank
Corn, Grain..... (bu.)	133,500	124,700	149.3	18,620,000	3
Soybeans ..... (bu.)	81,000	80,800	48.1	3,884,000	14
Sunflower ..... (lbs)					
Wheat, All..... (bu.)					
Wheat, Spring ..... (bu.)	1,100	1,000	56.0	56,000	49
Wheat, Winter ..... (bu.)					
Oats..... (bu.)	1,300	400	70.0	28,000	38
Hay, All..... (tons)		17,000	3.22	54,700	32
Hay, Alfalfa..... (tons)		11,000	4.05	44,600	29
Livestock - Jan 1, 2007				Number	Rank
All Cattle.....				32,000	57
Beef Cows.....				10,000	58
Milk Cows.....				5,800	3



**PENNINGTON**

2000 Census Population .....	88,565
Land Area ..... (acres)	1,776,877
Census - 2002	Number Rank
Number of Farms .....	696 12
Land in Farms ..... (acres)	1,209,981 9
Total Cropland..... (acres)	331,782 23
Average Size Farm ..... (acres)	1,738 25

Cash Receipts - 2005				Dollars	Rank
Crops.....				18,481,000	41
Livestock .....				41,514,000	33
Government Payments.....				8,037,000	48
Total Receipts .....				59,995,000	39
Crops - 2006	Planted Acres	Harvested Acres	Yield	Production	Rank
Corn, Grain..... (bu.)					
Soybeans ..... (bu.)					
Sunflower ..... (lbs)					
Wheat, All..... (bu.)	85,100	65,400	26.3	1,718,000	18
Wheat, Spring ..... (bu.)	25,400	11,500	19.3	222,000	33
Wheat, Winter ..... (bu.)	59,700	53,900	27.8	1,496,000	8
Oats..... (bu.)	4,000	300	20.0	6,000	57
Hay, All..... (tons)		65,000	0.70	45,700	38
Hay, Alfalfa..... (tons)		53,000	0.72	38,200	34
Livestock - Jan 1, 2007				Number	Rank
All Cattle.....				62,000	24
Beef Cows.....				33,000	17
Milk Cows.....					

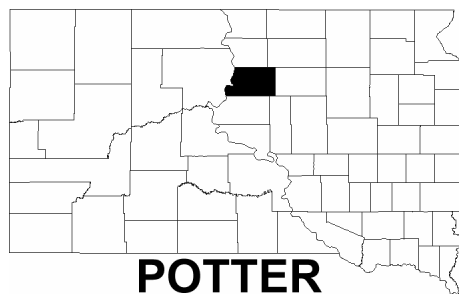
128 COUNTY PROFILES



**PERKINS**

2000 Census Population .....	3,363
Land Area.....(acres)	1,837,925
Census - 2002	Number Rank
Number of Farms.....	452 32
Land in Farms .....	1,781,628 2
Total Cropland.....(acres)	490,711 8
Average Size Farm.....(acres)	3,942 7

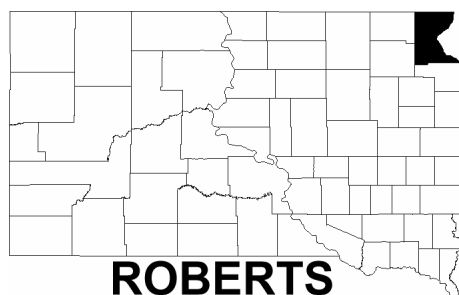
Cash Receipts - 2005				Dollars	Rank
Crops .....				13,246,000	54
Livestock.....				46,747,000	27
Government Payments.....				14,821,000	20
Total Receipts.....				59,993,000	40
Crops - 2006	Planted Acres	Harvested Acres	Yield	Production	Rank
Corn, Grain.....(bu.)	20,000	1,300	42.3	55,000	57
Soybeans.....(bu.)					
Sunflower.....(lbs)					
Wheat, All.....(bu.)					
Wheat, Spring.....(bu.)	75,500	49,200	16.4	807,000	20
Wheat, Winter.....(bu.)	22,200	14,900	21.8	325,000	34
Oats.....(bu.)	24,000	500	40.0	20,000	45
Hay, All.....(tons)		72,000	0.52	37,200	45
Hay, Alfalfa.....(tons)		37,000	0.36	13,400	48
Livestock - Jan 1, 2007				Number	Rank
All Cattle .....				83,000	7
Beef Cows .....				53,000	3
Milk Cows .....					



**POTTER**

2000 Census Population .....	2,693
Land Area.....(acres)	554,579
Census - 2002	Number Rank
Number of Farms.....	256 54
Land in Farms .....	452,912 38
Total Cropland.....(acres)	313,534 26
Average Size Farm.....(acres)	1,769 24

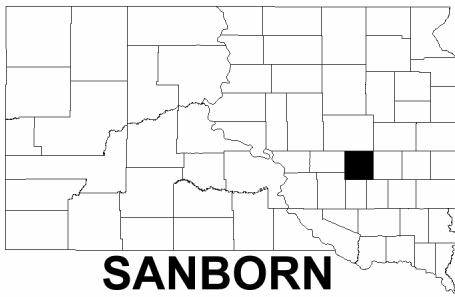
Cash Receipts - 2005				Dollars	Rank
Crops .....				41,507,000	22
Livestock.....				26,396,000	49
Government Payments.....				11,772,000	32
Total Receipts.....				67,903,000	33
Crops - 2006	Planted Acres	Harvested Acres	Yield	Production	Rank
Corn, Grain.....(bu.)	67,500	36,300	37.9	1,374,000	34
Soybeans.....(bu.)	31,000	25,500	15.4	393,000	38
Sunflower.....(lbs)	45,900	40,800	766.0	31,264,000	4
Wheat, All.....(bu.)	148,200	110,300	25.5	2,814,000	9
Wheat, Spring.....(bu.)	89,200	63,100	19.3	1,218,000	12
Wheat, Winter.....(bu.)	59,000	47,200	33.8	1,596,000	6
Oats.....(bu.)	7,000	700	22.9	16,000	47
Hay, All.....(tons)		24,000	0.91	21,800	55
Hay, Alfalfa.....(tons)		4,000	0.78	3,100	61
Livestock - Jan 1, 2007				Number	Rank
All Cattle .....				36,000	55
Beef Cows .....				16,000	48
Milk Cows .....					



**ROBERTS**

2000 Census Population .....	10,016
Land Area.....(acres)	704,856
Census - 2002	Number Rank
Number of Farms.....	936 4
Land in Farms .....	592,893 25
Total Cropland.....(acres)	449,241 11
Average Size Farm.....(acres)	633 53

Cash Receipts - 2005				Dollars	Rank
Crops .....				64,576,000	5
Livestock.....				48,157,000	25
Government Payments.....				19,275,000	7
Total Receipts.....				112,733,000	14
Crops - 2006	Planted Acres	Harvested Acres	Yield	Production	Rank
Corn, Grain.....(bu.)	93,500	83,300	113.6	9,460,000	13
Soybeans.....(bu.)	155,000	154,300	35.3	5,440,000	5
Sunflower.....(lbs)					
Wheat, All.....(bu.)					
Wheat, Spring.....(bu.)	58,200	56,300	47.1	2,650,000	3
Wheat, Winter.....(bu.)					
Oats.....(bu.)	1,000	500	52.0	26,000	41
Hay, All.....(tons)		65,000	1.96	127,200	7
Hay, Alfalfa.....(tons)		32,000	2.68	85,600	10
Livestock - Jan 1, 2007				Number	Rank
All Cattle .....				50,000	39
Beef Cows .....				18,000	40
Milk Cows .....				1,600	12



**SANBORN**

2000 Census Population .....	2,675
Land Area ..... (acres)	364,192
Census - 2002	Number Rank
Number of Farms .....	394 37
Land in Farms ..... (acres)	380,039 45
Total Cropland..... (acres)	263,717 36
Average Size Farm ..... (acres)	965 40

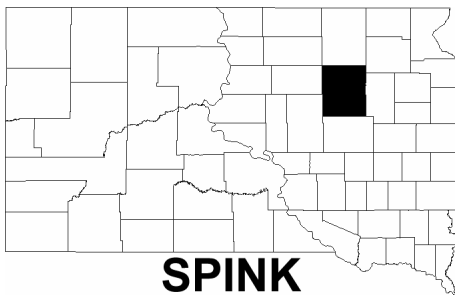
Cash Receipts - 2005				Dollars	Rank
Crops.....				19,882,000	38
Livestock .....				41,146,000	34
Government Payments.....				7,870,000	49
Total Receipts .....				61,028,000	38
Crops - 2006	Planted Acres	Harvested Acres	Yield	Production	Rank
Corn, Grain..... (bu.)	68,000	44,000	44.7	1,967,000	31
Soybeans ..... (bu.)	44,000	43,800	32.0	1,402,000	33
Sunflower ..... (lbs)					
Wheat, All..... (bu.)					
Wheat, Spring ..... (bu.)					
Wheat, Winter ..... (bu.)	7,100	7,100	39.6	281,000	35
Oats..... (bu.)	5,000	1,400	58.6	82,000	24
Hay, All..... (tons)		62,000	1.53	94,800	16
Hay, Alfalfa..... (tons)		33,000	1.89	62,500	19
Livestock - Jan 1, 2007				Number	Rank
All Cattle.....				58,000	25
Beef Cows.....				25,000	26
Milk Cows.....					



**SHANNON**

2000 Census Population .....	12,466
Land Area ..... (acres)	1,340,131
Census - 2002	Number Rank
Number of Farms .....	200 61
Land in Farms ..... (acres)	1,266,655 6
Total Cropland..... (acres)	164,004 61
Average Size Farm ..... (acres)	6,333 2

Cash Receipts - 2005				Dollars	Rank
Crops.....				6,282,000	60
Livestock .....				14,617,000	63
Government Payments.....				5,575,000	58
Total Receipts .....				20,899,000	64
Crops - 2006	Planted Acres	Harvested Acres	Yield	Production	Rank
Corn, Grain..... (bu.)					
Soybeans ..... (bu.)					
Sunflower ..... (lbs)					
Wheat, All..... (bu.)	21,300	20,100	33.2	667,000	41
Wheat, Spring ..... (bu.)	4,900	4,600	17.4	80,000	45
Wheat, Winter ..... (bu.)	16,400	15,500	37.9	587,000	27
Oats..... (bu.)					
Hay, All..... (tons)		14,000	0.82	11,500	63
Hay, Alfalfa..... (tons)		8,000	0.86	6,900	56
Livestock - Jan 1, 2007				Number	Rank
All Cattle.....				37,000	51
Beef Cows.....				19,000	38
Milk Cows.....					

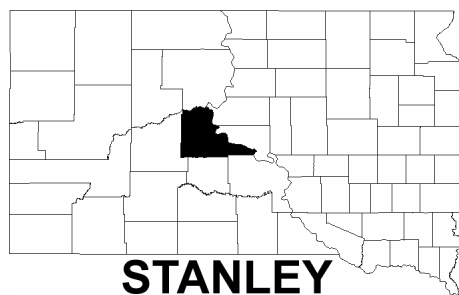


**SPINK**

2000 Census Population .....	7,454
Land Area ..... (acres)	962,551
Census - 2002	Number Rank
Number of Farms .....	682 15
Land in Farms ..... (acres)	911,373 16
Total Cropland..... (acres)	721,591 2
Average Size Farm ..... (acres)	1,336 30

Cash Receipts - 2005				Dollars	Rank
Crops.....				104,103,000	2
Livestock .....				66,002,000	16
Government Payments.....				30,359,000	2
Total Receipts .....				170,105,000	2
Crops - 2006	Planted Acres	Harvested Acres	Yield	Production	Rank
Corn, Grain..... (bu.)	199,500	159,300	80.4	12,805,000	10
Soybeans ..... (bu.)	274,000	271,700	29.2	7,931,000	2
Sunflower ..... (lbs)					
Wheat, All..... (bu.)	117,400	108,300	40.8	4,419,000	1
Wheat, Spring ..... (bu.)	107,000	99,300	39.6	3,934,000	1
Wheat, Winter ..... (bu.)	10,400	9,000	53.9	485,000	29
Oats..... (bu.)					
Hay, All..... (tons)		69,000	1.98	136,900	4
Hay, Alfalfa..... (tons)		40,000	2.53	101,000	4
Livestock - Jan 1, 2007				Number	Rank
All Cattle.....				81,000	8
Beef Cows.....				30,000	21
Milk Cows.....				400	29

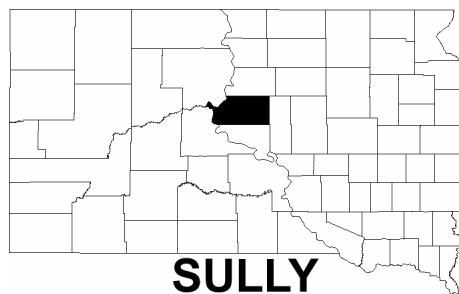
130 COUNTY PROFILES



**STANLEY**

2000 Census Population .....	2,772
Land Area.....(acres)	923,760
Census - 2002	Number Rank
Number of Farms.....	166 64
Land in Farms.....(acres)	866,345 19
Total Cropland.....(acres)	222,841 50
Average Size Farm.....(acres)	5,219 3

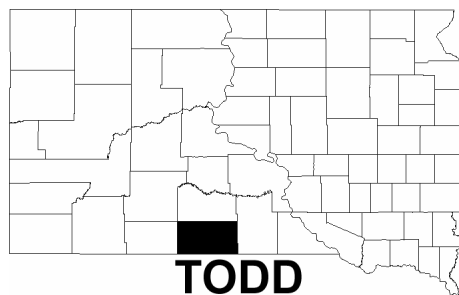
Cash Receipts - 2005				Dollars	Rank
Crops .....				17,919,000	43
Livestock.....				16,071,000	62
Government Payments.....				8,067,000	47
Total Receipts.....				33,990,000	59
Crops - 2006	Planted Acres	Harvested Acres	Yield	Production	Rank
Corn, Grain.....(bu.)					
Soybeans.....(bu.)					
Sunflower.....(lbs)					
Wheat, All.....(bu.)	129,200	73,200	22.2	1,626,000	20
Wheat, Spring.....(bu.)	51,200	31,400	17.6	552,000	25
Wheat, Winter.....(bu.)	78,000	41,800	25.7	1,074,000	14
Oats.....(bu.)					
Hay, All.....(tons)		31,000	0.82	25,500	52
Hay, Alfalfa.....(tons)		7,000	0.87	6,100	59
Livestock - Jan 1, 2007				Number	Rank
All Cattle .....				28,000	60
Beef Cows .....				18,000	40
Milk Cows .....					



**SULLY**

2000 Census Population .....	1,556
Land Area.....(acres)	644,453
Census - 2002	Number Rank
Number of Farms.....	228 58
Land in Farms.....(acres)	573,429 28
Total Cropland.....(acres)	456,324 10
Average Size Farm.....(acres)	2,515 16

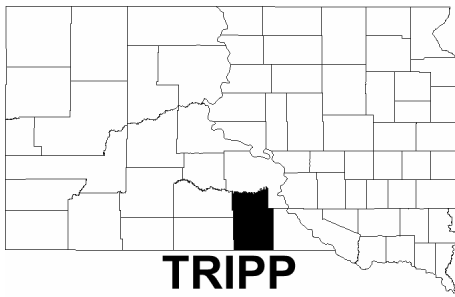
Cash Receipts - 2005				Dollars	Rank
Crops .....				65,258,000	4
Livestock.....				22,950,000	56
Government Payments.....				14,662,000	21
Total Receipts.....				88,208,000	24
Crops - 2006	Planted Acres	Harvested Acres	Yield	Production	Rank
Corn, Grain.....(bu.)	66,500	18,500	72.8	1,347,000	36
Soybeans.....(bu.)	15,000	9,300	24.7	230,000	43
Sunflower.....(lbs)					
Wheat, All.....(bu.)	238,100	150,900	20.1	3,040,000	6
Wheat, Spring.....(bu.)	117,600	76,400	15.4	1,178,000	13
Wheat, Winter.....(bu.)	120,500	74,500	25.0	1,862,000	5
Oats.....(bu.)					
Hay, All.....(tons)		25,000	0.81	20,300	56
Hay, Alfalfa.....(tons)		1,000	0.90	900	66
Livestock - Jan 1, 2007				Number	Rank
All Cattle .....				39,000	48
Beef Cows .....				15,000	51
Milk Cows .....					



**TODD**

2000 Census Population .....	9,050
Census - 2002	Number Rank
Number of Farms.....	249 55
Land in Farms.....(acres)	916,619 15
Total Cropland.....(acres)	186,730 59
Average Size Farm.....(acres)	3,681 11

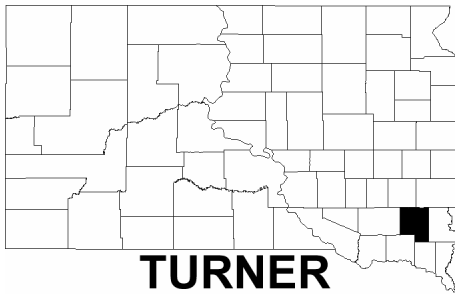
Cash Receipts - 2005				Dollars	Rank
Crops .....				6,979,000	58
Livestock.....				24,446,000	54
Government Payments.....				3,122,000	64
Total Receipts.....				31,425,000	61
Crops - 2006	Planted Acres	Harvested Acres	Yield	Production	Rank
Corn, Grain.....(bu.)	9,500	5,200	148.7	773,000	40
Soybeans.....(bu.)	4,000	4,000	21.8	87,000	46
Sunflower.....(lbs)					
Wheat, All.....(bu.)	8,100	7,300	23.2	169,000	58
Wheat, Spring.....(bu.)	3,000	2,800	13.9	39,000	53
Wheat, Winter.....(bu.)	5,100	4,500	28.9	130,000	50
Oats.....(bu.)					
Hay, All.....(tons)		84,000	0.77	64,300	27
Hay, Alfalfa.....(tons)		50,000	0.73	36,500	35
Livestock - Jan 1, 2007				Number	Rank
All Cattle .....				57,000	29
Beef Cows .....				36,000	14
Milk Cows .....					



**TRIPP**

2000 Census Population .....	6,430
Land Area .....	(acres) 1,032,727
Census - 2002	Number Rank
Number of Farms .....	666 16
Land in Farms .....	(acres) 1,053,698 13
Total Cropland.....	(acres) 502,863 7
Average Size Farm .....	(acres) 1,582 26

Cash Receipts - 2005				Dollars	Rank
Crops.....				23,790,000	33
Livestock .....				79,090,000	6
Government Payments.....				13,072,000	27
Total Receipts .....				102,880,000	18
Crops - 2006	Planted Acres	Harvested Acres	Yield	Production	Rank
Corn, Grain.....(bu.)	73,000	37,900	35.9	1,360,000	35
Soybeans .....	(bu.) 13,000	12,300	20.7	254,000	41
Sunflower .....	(lbs)				
Wheat, All.....(bu.)	87,100	84,900	34.6	2,941,000	8
Wheat, Spring .....	(bu.) 25,000	23,600	28.5	673,000	21
Wheat, Winter .....	(bu.) 62,100	61,300	37.0	2,268,000	3
Oats.....(bu.)	15,500	6,500	54.5	354,000	3
Hay, All.....(tons)		204,000	1.01	205,400	1
Hay, Alfalfa.....(tons)		103,000	1.11	114,300	2
Livestock - Jan 1, 2007				Number	Rank
All Cattle.....				127,000	1
Beef Cows.....				65,000	2
Milk Cows.....				200	32



**TURNER**

2000 Census Population .....	8,849
Land Area .....	(acres) 394,799
Census - 2002	Number Rank
Number of Farms .....	713 10
Land in Farms .....	(acres) 347,559 50
Total Cropland.....	(acres) 303,874 27
Average Size Farm .....	(acres) 487 63

Cash Receipts - 2005				Dollars	Rank
Crops.....				51,287,000	14
Livestock .....				75,649,000	7
Government Payments.....				18,374,000	10
Total Receipts .....				126,936,000	7
Crops - 2006	Planted Acres	Harvested Acres	Yield	Production	Rank
Corn, Grain.....(bu.)	158,000	137,000	108.7	14,891,000	5
Soybeans .....	(bu.) 118,000	116,000	38.9	4,508,000	10
Sunflower .....	(lbs)				
Wheat, All.....(bu.)	7,300	7,100	65.5	465,000	46
Wheat, Spring .....	(bu.) 1,000	1,000	38.0	38,000	54
Wheat, Winter .....	(bu.) 6,300	6,100	70.0	427,000	31
Oats.....(bu.)	3,000	1,400	79.3	111,000	16
Hay, All.....(tons)		28,000	2.94	82,400	21
Hay, Alfalfa.....(tons)		21,000	3.34	70,100	17
Livestock - Jan 1, 2007				Number	Rank
All Cattle.....				56,000	31
Beef Cows.....				18,000	40
Milk Cows.....				5,100	5

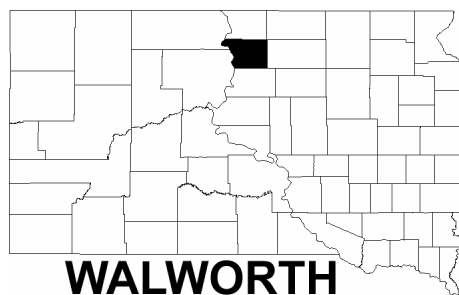


**UNION**

2000 Census Population .....	12,584
Land Area .....	(acres) 294,659
Census - 2002	Number Rank
Number of Farms .....	522 28
Land in Farms .....	(acres) 276,588 63
Total Cropland.....	(acres) 249,576 40
Average Size Farm .....	(acres) 530 59

Cash Receipts - 2005				Dollars	Rank
Crops.....				64,339,000	6
Livestock .....				70,236,000	12
Government Payments.....				18,624,000	9
Total Receipts .....				134,575,000	6
Crops - 2006	Planted Acres	Harvested Acres	Yield	Production	Rank
Corn, Grain.....(bu.)	127,000	119,000	112.5	13,391,000	8
Soybeans .....	(bu.) 91,000	90,800	44.2	4,010,000	12
Sunflower .....	(lbs)				
Wheat, All.....(bu.)					
Wheat, Spring .....	(bu.)				
Wheat, Winter .....	(bu.)				
Oats.....(bu.)	2,500	1,000	70.0	70,000	26
Hay, All.....(tons)		11,000	3.67	40,400	43
Hay, Alfalfa.....(tons)		10,000	3.86	38,600	33
Livestock - Jan 1, 2007				Number	Rank
All Cattle.....				39,000	48
Beef Cows.....				8,000	65
Milk Cows.....				1,000	20

132 COUNTY PROFILES



**WALWORTH**

2000 Census Population ..... 5,974  
 Land Area.....(acres) 453,021

Census - 2002	Number	Rank
Number of Farms.....	299	47
Land in Farms ..... (acres)	427,303	40
Total Cropland..... (acres)	233,229	44
Average Size Farm..... (acres)	1,429	28

Cash Receipts - 2005		Dollars	Rank
Crops .....		25,150,000	32
Livestock.....		22,303,000	57
Government Payments.....		10,414,000	36
Total Receipts.....		47,453,000	48

Crops - 2006	Planted Acres	Harvested Acres	Yield	Production	Rank
Corn, Grain.....(bu.)	40,000	14,000	44.8	627,000	42
Soybeans.....(bu.)	38,000	25,100	13.4	337,000	40
Sunflower.....(lbs)	20,600	18,900	882.0	16,668,000	8
Wheat, All.....(bu.)	71,400	53,700	18.6	1,000,000	34
Wheat, Spring.....(bu.)	66,200	48,900	17.2	839,000	19
Wheat, Winter.....(bu.)	5,200	4,800	33.5	161,000	46
Oats.....(bu.)	6,000	200	60.0	12,000	51
Hay, All.....(tons)		40,000	0.73	29,000	51
Hay, Alfalfa.....(tons)		12,000	0.68	8,200	55

Livestock - Jan 1, 2007		Number	Rank
All Cattle .....		29,000	59
Beef Cows .....		21,000	33
Milk Cows .....			



**YANKTON**

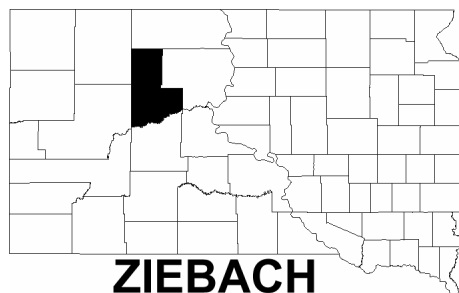
2000 Census Population ..... 21,652  
 Land Area.....(acres) 333,836

Census - 2002	Number	Rank
Number of Farms.....	690	14
Land in Farms ..... (acres)	342,058	53
Total Cropland..... (acres)	288,927	30
Average Size Farm..... (acres)	496	61

Cash Receipts - 2005		Dollars	Rank
Crops .....		34,533,000	28
Livestock.....		39,013,000	36
Government Payments.....		9,715,000	38
Total Receipts.....		73,546,000	30

Crops - 2006	Planted Acres	Harvested Acres	Yield	Production	Rank
Corn, Grain.....(bu.)	91,000	82,200	113.5	9,329,000	15
Soybeans.....(bu.)	77,000	76,400	39.6	3,022,000	21
Wheat, All.....(bu.)					
Wheat, Spring.....(bu.)					
Wheat, Winter.....(bu.)	5,200	5,200	64.6	336,000	33
Oats.....(bu.)	3,000	1,800	71.1	128,000	13
Hay, All.....(tons)		35,000	3.53	123,400	9
Hay, Alfalfa.....(tons)		26,000	4.24	110,200	3

Livestock - Jan 1, 2007		Number	Rank
All Cattle .....		45,000	41
Beef Cows .....		11,000	56
Milk Cows .....		200	32



**ZIEBACH**

2000 Census Population ..... 2,519  
 Land Area.....(acres) 1,255,994

Census - 2002	Number	Rank
Number of Farms.....	227	59
Land in Farms ..... (acres)	1,172,918	11
Total Cropland..... (acres)	225,011	47
Average Size Farm..... (acres)	5,167	4

Cash Receipts - 2005		Dollars	Rank
Crops .....		19,942,000	37
Livestock.....		18,763,000	61
Government Payments.....		7,622,000	51
Total Receipts.....		38,705,000	56

Crops - 2006	Planted Acres	Harvested Acres	Yield	Production	Rank
Corn, Grain.....(bu.)					
Soybeans.....(bu.)					
Sunflower.....(lbs)					
Wheat, All.....(bu.)	70,300	32,300	19.8	640,000	42
Wheat, Spring.....(bu.)	14,400	3,100	13.9	43,000	52
Wheat, Winter.....(bu.)	55,900	29,200	20.4	597,000	25
Oats.....(bu.)					
Hay, All.....(tons)		13,000	0.75	9,700	64
Hay, Alfalfa.....(tons)		3,000	0.47	1,400	64

Livestock - Jan 1, 2007		Number	Rank
All Cattle .....		38,000	50
Beef Cows .....		33,000	17
Milk Cows .....			