

**CROP PRICES RECEIVED, MARKETING YEAR AVERAGE,
SOUTH DAKOTA AND UNITED STATES, 2002-2006** ^{1/}

CROP	UNIT	2002	2003	2004	2005	2006 2/
----- DOLLARS -----						
SOUTH DAKOTA						
CORN FOR GRAIN	BU.	2.17	2.28	1.82	1.79	2.95
SOYBEANS	BU.	5.33	6.96	5.58	5.39	5.70
WHEAT, ALL	BU.	3.81	3.46	3.37	3.65	4.50
HAY, ALL	TON	78.00	60.50	62.50	62.50	76.00
SUNFLOWER, ALL	CWT.	12.10	11.40	13.10	11.40	13.90
SORGHUM FOR GRAIN	CWT.	3.90	4.00	3.30	3.36	5.70
OATS	BU.	1.99	1.43	1.49	1.58	2.00
BARLEY	BU.	2.51	2.37	2.02	2.11	2.40
FLAXSEED	BU.	5.63	5.54	9.74	5.67	6.25
PROSO MILLET	BU.	7.05	3.30	2.90	3.15	3.90
DRY EDIBLE BEANS	CWT.	17.40	15.80	21.90	20.00	18.70
UNITED STATES						
CORN FOR GRAIN	BU.	2.32	2.42	2.06	2.00	3.20
SOYBEANS	BU.	5.53	7.34	5.74	5.66	6.20
WHEAT, ALL	BU.	3.56	3.40	3.40	3.42	4.25
HAY, ALL	TON	92.40	85.50	92.00	98.20	109.00
SUNFLOWER, ALL	CWT.	12.10	12.10	13.70	12.10	14.00
SORGHUM FOR GRAIN	CWT.	4.14	4.26	3.19	3.33	5.90
OATS	BU.	1.81	1.48	1.48	1.63	1.85
BARLEY	BU.	2.72	2.83	2.48	2.53	2.85
FLAXSEED	BU.	5.77	5.88	8.07	5.94	5.85
PROSO MILLET	BU.	7.22	2.95	2.83	3.19	3.85
DRY EDIBLE BEANS	CWT.	17.10	18.40	25.70	18.50	20.00

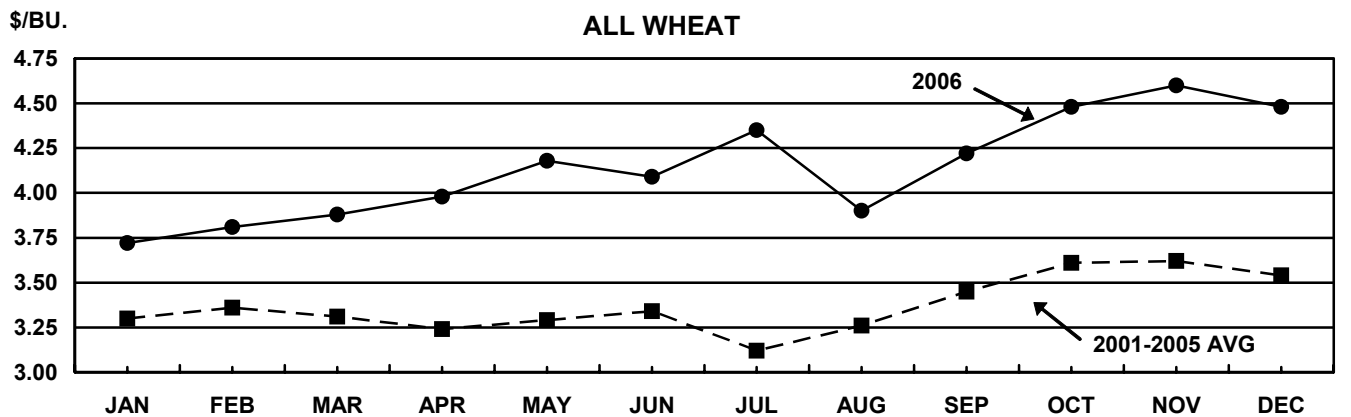
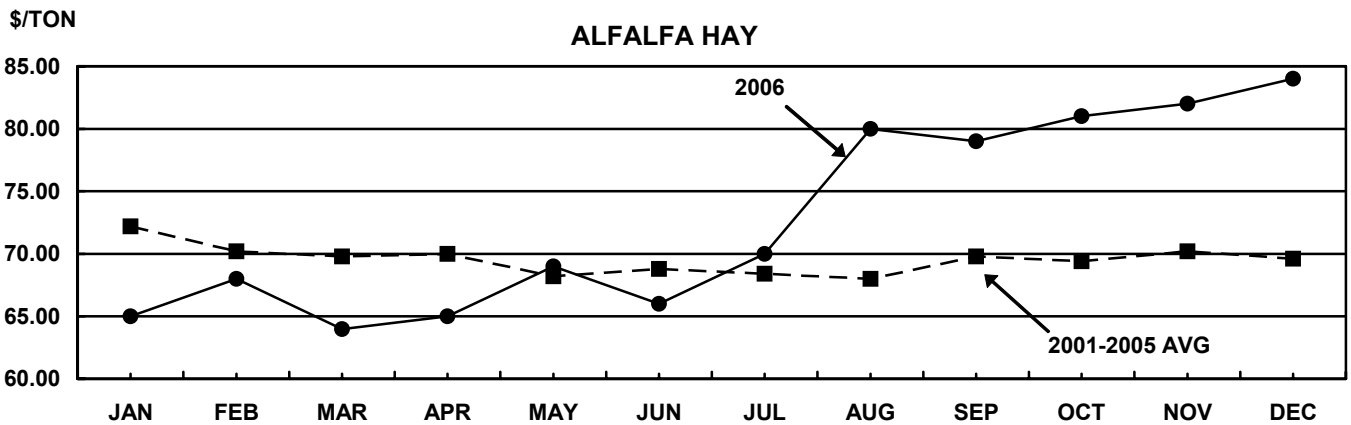
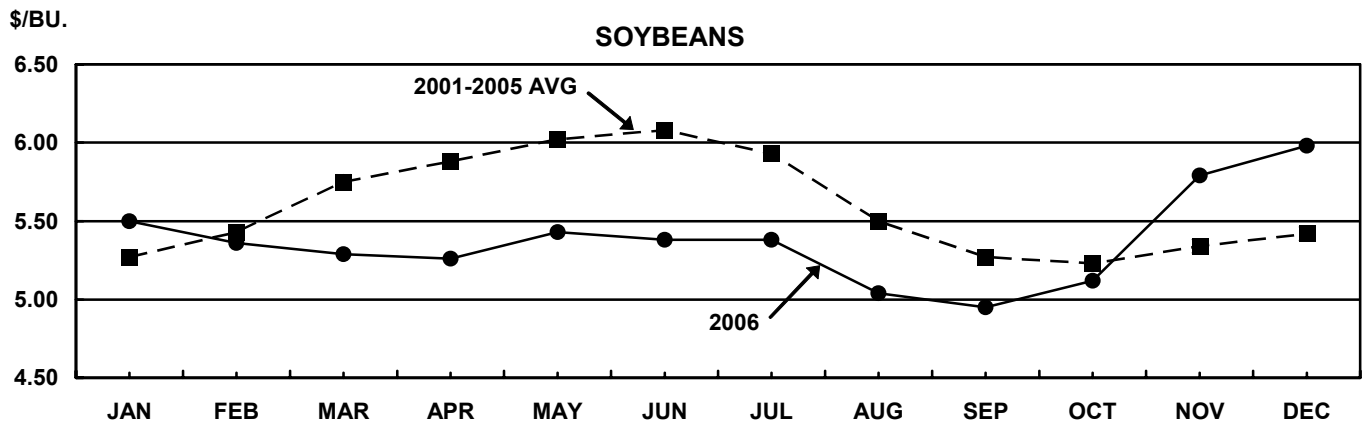
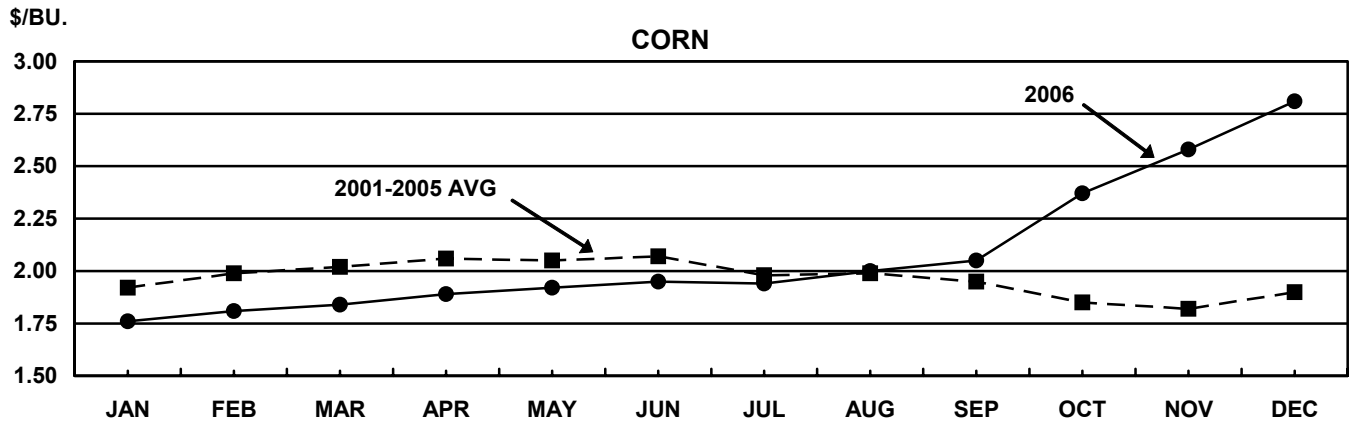
1/ MARKETING YEAR AVERAGE PRICES RECEIVED BY FARMERS ARE BASED ON MONTHLY PRICES WEIGHTED BY MONTHLY MARKETINGS DURING SPECIFIC PERIODS. PRICES DO NOT INCLUDE ALLOWANCE FOR CCC LOANS OUTSTANDING, PURCHASES BY THE GOVERNMENT, OR DEFICIENCY PAYMENTS. 2/ PRELIMINARY.

**CROP PRICES RECEIVED, MONTHLY AVERAGE,
SOUTH DAKOTA, 2005-2006**

COMMODITY	YEAR	JAN	FEB	MAR	APR	MAY	JUN	JUL	AUG	SEP	OCT	NOV	DEC
----- DOLLARS PER BUSHEL -----													
CORN	2005	1.76	1.76	1.83	1.82	1.84	1.87	1.91	1.80	1.71	1.60	1.56	1.73
	2006	1.76	1.81	1.84	1.89	1.92	1.95	1.94	2.00	2.05	2.37	2.58	2.81
SOYBEANS	2005	5.34	5.44	5.83	6.00	6.11	6.47	6.36	5.87	5.51	5.45	5.40	5.51
	2006	5.50	5.36	5.29	5.26	5.43	5.38	5.38	5.04	4.95	5.12	5.79	5.98
ALL WHEAT	2005	3.42	3.47	3.44	3.30	3.29	3.64	3.25	3.40	3.58	3.72	3.79	3.72
	2006	3.72	3.81	3.88	3.98	4.18	4.09	4.35	3.90	4.22	4.48	4.60	4.48
WINTER WHEAT	2005	3.29	3.19	3.24	3.12	3.16	3.20	3.06	2.99	3.26	3.45	3.39	3.56
	2006	3.56	3.62	3.81	3.83	4.10	3.96	4.32	3.77	4.27	4.52	4.50	4.40
OTHER SPRING WHEAT	2005	3.54	3.67	3.59	3.41	3.37	3.78	3.57	3.56	3.77	3.92	3.94	3.92
	2006	3.85	3.98	3.96	4.11	4.24	4.17	4.41	3.97	4.15	4.42	4.75	4.62
ALL HAY 2/	2005	62.00	60.00	61.00	61.00	60.00	62.00	58.00	59.00	64.00	59.00	63.00	61.00
	2006	63.00	66.00	62.00	64.00	68.00	65.00	69.00	77.00	74.00	76.00	78.00	81.00
ALFALFA HAY 2/	2005	65.00	62.00	63.00	62.00	61.00	63.00	62.00	62.00	68.00	63.00	67.00	63.00
	2006	65.00	68.00	64.00	65.00	69.00	66.00	70.00	80.00	79.00	81.00	82.00	84.00
OTHER HAY 2/	2005	51.00	48.00	49.00	52.00	49.00	47.00	45.00	50.00	52.00	50.00	51.00	50.00
	2006	51.00	55.00	50.00	49.00	55.00	56.00	56.00	62.00	60.00	64.00	68.00	67.00
ALL SUNFLOWER 1/	2005	13.30	14.50	14.50	14.30	15.90	14.90	14.80	14.10	12.80	11.10	11.10	12.50
	2006	11.50	10.40	10.70	11.00	10.40	10.90	12.80	12.30	11.40	11.70	12.50	13.60
OATS	2005	1.69	1.69	1.63	1.56	1.53	1.62	1.53	1.39	1.53	1.62	1.64	1.63
	2006	1.64	1.80	1.75	1.77	1.72	1.72	1.85	1.80	1.80	1.87	2.11	2.36
BARLEY	2005	2.04	1.96	1.98	1.92	1.94	2.08	2.06	2.02	1.99	2.00	1.80	1.99
	2006	3/	2.29	2.21	3/	2.11	3/	3/	3/	3/	1.86	3/	3/
FLAXSEED	2005	3/	3/	11.90	12.20	3/	3/	3/	6.02	5.64	5.34	5.49	3/
	2006	3/	5.00	3/	3/	3/	3/	3/	3/	3/	3/	3/	3/

1/ DOLLARS PER CWT. 2/ DOLLARS PER TON, BALED. 3/ NO PRICE PUBLISHED.

CROPS PRICES RECEIVED, SOUTH DAKOTA



**VALUE OF PRODUCTION PER HARVESTED ACRE,
SOUTH DAKOTA, 1997-2006 1/**

YEAR	CORN FOR GRAIN	SOYBEANS	ALL WHEAT	ALL HAY	ALFALFA HAY	BARLEY	OATS
----- DOLLARS PER ACRE -----							
1997	206.40	213.85	97.75	146.68	187.45	84.74	85.80
1998	194.81	179.40	100.55	104.04	132.00	87.36	69.01
1999	174.02	155.88	101.68	101.48	127.40	105.60	71.68
2000	180.32	149.45	106.41	115.91	137.36	106.70	67.71
2001	190.75	132.16	104.41	127.52	152.90	104.00	100.20
2002	206.15	165.23	100.53	97.55	123.00	87.85	89.55
2003	253.08	191.40	146.45	101.44	120.65	125.61	97.24
2004	236.60	189.72	154.90	110.10	136.50	127.26	122.18
2005	213.01	188.65	152.52	118.13	139.75	103.39	113.76
2006	286.15	193.80	146.90	102.48	126.40	96.00	114.00

1/ VALUE OF PRODUCTION = (MARKETING YEAR AVERAGE PRICE MULTIPLIED BY TOTAL PRODUCTION) DIVIDED BY HARVESTED ACRES.

**LIVESTOCK PRICES RECEIVED,
SOUTH DAKOTA, 2005-2006**

ITEM	YEAR	JAN	FEB	MAR	APR	MAY	JUN	JUL	AUG	SEP	OCT	NOV	DEC	ANN AVG 1/
----- DOLLARS PER HUNDREDWEIGHT -----														
ALL HOGS	2005	54.10	51.70	52.00	52.40	55.40	50.30	49.60	51.10	50.00	47.90	44.00	44.30	50.90
	2006	40.80	43.00	42.90	41.00	48.20	52.70	49.20	51.10	49.40	47.30	45.10	44.00	46.20
BARROWS & GILTS	2005	55.70	52.50	53.00	53.60	57.10	51.70	51.90	52.90	51.40	48.80	45.20	45.40	52.30
	2006	42.20	44.50	44.10	42.50	50.40	55.90	52.30	53.80	51.20	48.70	46.80	45.70	48.10
SOWS	2005	43.70	44.30	42.80	41.20	41.80	41.10	36.80	39.70	40.00	40.90	35.70	35.80	40.60
	2006	31.30	29.90	32.50	27.70	30.20	33.00	31.70	34.70	35.90	36.90	34.00	30.60	32.80
BEEF CATTLE	2005	95.90	95.60	98.50	99.30	93.90	90.50	80.30	87.70	97.90	110.00	104.00	94.90	95.90
	2006	103.00	101.00	96.10	88.60	82.20	81.90	81.50	90.40	99.10	103.00	88.50	82.20	91.90
STEERS & HEIFERS	2005	105.00	101.00	103.00	105.00	101.00	99.60	88.50	94.40	104.00	118.00	116.00	111.00	104.00
	2006	114.00	107.00	101.00	94.40	89.60	92.00	92.60	98.40	106.00	110.00	98.80	95.90	100.00
COWS	2005	51.50	52.30	58.00	60.80	61.40	60.00	55.70	52.60	52.90	49.60	49.50	49.10	54.00
	2006	48.60	52.10	52.20	50.10	48.60	47.90	48.10	48.40	48.90	47.80	41.80	43.10	47.80
CALVES	2005	131.00	132.00	137.00	138.00	135.00	139.00	129.00	132.00	139.00	141.00	143.00	143.00	137.00
	2006	146.00	141.00	134.00	127.00	124.00	130.00	133.00	145.00	139.00	133.00	119.00	117.00	132.00
SHEEP	2005	58.60	53.90	51.50	44.20	42.20	41.40	39.60	43.80	44.30	44.70	44.70	50.70	45.90
	2006	48.40	43.00	33.40	27.10	29.90	24.70	18.70	23.20	30.10	27.10	26.60	32.90	29.40
LAMBS	2005	125.00	131.00	117.00	124.00	134.00	130.00	128.00	125.00	133.00	132.00	136.00	123.00	130.00
	2006	103.00	101.00	90.80	90.00	99.00	105.00	105.00	108.00	116.00	115.00	108.00	108.00	109.00

1/ MONTHLY PRICES WEIGHTED BY ESTIMATED SALES IN EACH MONTH.

LIVESTOCK PRICES RECEIVED, SOUTH DAKOTA

