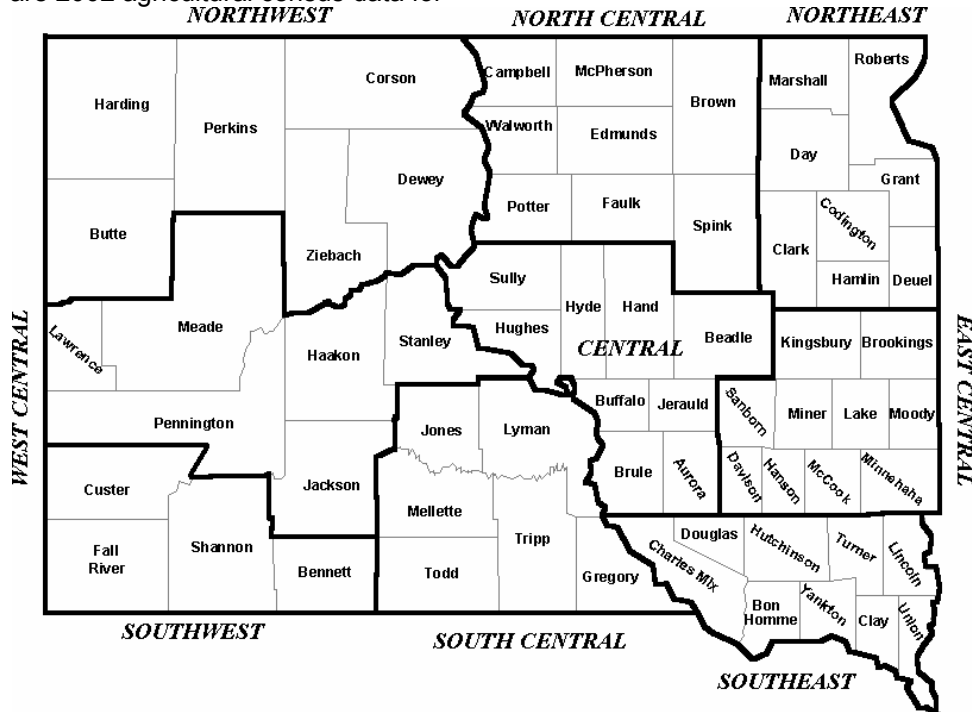


SOUTH DAKOTA COUNTY PROFILES

The following section highlights each county in South Dakota. Crops produced, livestock inventories and agricultural cash receipts are displayed with the appropriate rank among all counties. Data published here is available elsewhere in this bulletin, but is also in this consolidated form for each county. Also included for each county are 2002 agricultural census data for

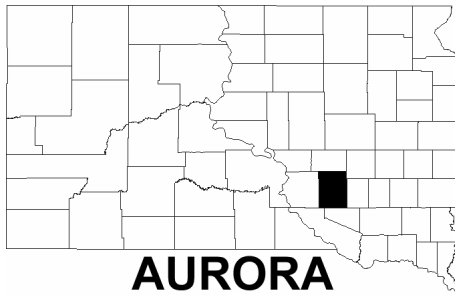
number of farms, land in farms, harvested cropland, and average size of farm. Below is a table with the data for the entire State with the inclusion of South Dakota's ranking nationwide. On succeeding pages each county is listed alphabetically. If you have any questions on this section, please get in touch with us.



SOUTH DAKOTA DATA and RANK IN UNITED STATES

2000 Census Population		754,844			
Land Area		48,573,443 (acres)			
Census - 2002		Number	Rank		
Number of Farms		31,736	27		
Land in Farms		43,785,079 (acres)	7		
Total Cropland		20,318,036 (acres)	9		
Average Size Farm		1,380 (acres)	8		
Cash Receipts - 2004 ¹		Dollars	Rank		
Crops		2,396,891,000	18		
Livestock		2,760,739,000	19		
Government Payments		398,540,000	13		
Total Receipts		5,157,630,000	19		
Crops - 2005	Planted Acres	Harvested Acres	Yield	Production	Rank
Corn, Grain	4,450,000 (bu.)	3,950,000	119.0	470,050,000	6
Soybeans	3,900,000 (bu.)	3,850,000	36.0	138,600,000	8
Sunflower	550,000 (lbs)	530,000	1,655.0	876,950,000	2
Wheat, All	3,315,000 (bu.)	3,193,000	41.8	133,420,000	5
Wheat, Spring	1,750,000 (bu.)	1,690,000	40.0	67,600,000	4
Wheat, Winter	1,550,000 (bu.)	1,490,000	44.0	65,560,000	8
Oats	380,000 (bu.)	180,000	72.0	12,960,000	3
Hay, All	(tons)	4,000,000	1.89	7,560,000	3
Hay, Alfalfa	(tons)	2,400,000	2.15	5,160,000	2
Livestock - Jan 1, 2006		Number	Rank		
All Cattle		3,750,000	8		
Beef Cows		1,719,000	5		
Milk Cows		81,000	25		

¹ Cash Receipts: The state and county level cash receipts in this section, are from the Bureau of Economic Analysis, United States Department of Commerce.



AURORA

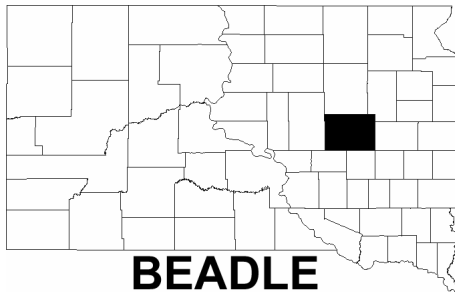
2000 Census Population 3,058
 Land Area (acres) 453,268

Census - 2002	Number	Rank
Number of Farms	401	36
Land in Farms(acres)	350,943	48
Total Cropland.....(acres)	226,143	45
Average Size Farm(acres)	875	42

Cash Receipts - 2004		Dollars	Rank
Crops.....		29,521,000	32
Livestock		52,152,000	21
Government Payments.....		4,355,000	41
Total Receipts		81,673,000	30

Crops - 2005	Planted Acres	Harvested Acres	Yield	Production	Rank
Corn, Grain.....(bu.)	69,500	59,800	59.9	3,582,000	37
Soybeans(bu.)	53,000	52,700	20.3	1,069,000	34
Sunflower(lbs)					
Wheat, All.....(bu.)	26,300	26,300	52.6	1,384,000	34
Wheat, Spring(bu.)	5,200	5,200	39.6	206,000	42
Wheat, Winter(bu.)	21,100	21,100	55.8	1,178,000	19
Oats.....(bu.)	5,900	5,200	84.8	441,000	6
Hay, All.....(tons)		40,000	1.78	71,100	45
Hay, Alfalfa.....(tons)		18,000	2.06	37,100	54

Livestock - Jan 1, 2006		Number	Rank
All Cattle.....		52,000	34
Beef Cows.....		18,000	44
Milk Cows.....		200	33



BEADLE

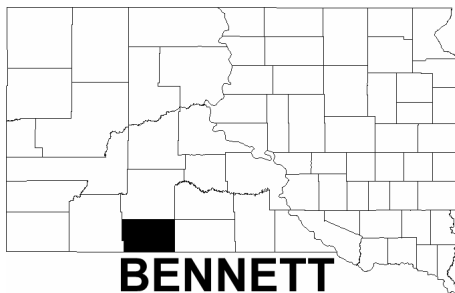
2000 Census Population 17,023
 Land Area (acres) 806,028

Census - 2002	Number	Rank
Number of Farms	728	9
Land in Farms(acres)	809,535	20
Total Cropland.....(acres)	586,921	3
Average Size Farm(acres)	1,112	35

Cash Receipts - 2004		Dollars	Rank
Crops.....		61,708,000	11
Livestock		77,309,000	4
Government Payments.....		12,092,000	4
Total Receipts		139,017,000	7

Crops - 2005	Planted Acres	Harvested Acres	Yield	Production	Rank
Corn, Grain.....(bu.)	175,500	156,400	110.0	17,200,000	8
Soybeans(bu.)	149,000	147,700	34.6	5,106,000	6
Sunflower(lbs)	8,900	8,600	2,160.0	18,576,000	12
Wheat, All.....(bu.)	73,100	72,700	43.7	3,177,000	17
Wheat, Spring(bu.)	42,700	42,600	41.4	1,762,000	16
Wheat, Winter(bu.)	30,400	30,100	47.0	1,415,000	16
Oats.....(bu.)	2,500	1,400	94.3	132,000	37
Hay, All.....(tons)		71,000	2.47	175,300	8
Hay, Alfalfa.....(tons)		42,000	2.85	119,700	13

Livestock - Jan 1, 2006		Number	Rank
All Cattle.....		104,000	5
Beef Cows.....		51,000	5
Milk Cows.....		2,100	9



BENNETT

2000 Census Population 3,574
 Land Area (acres) 758,654

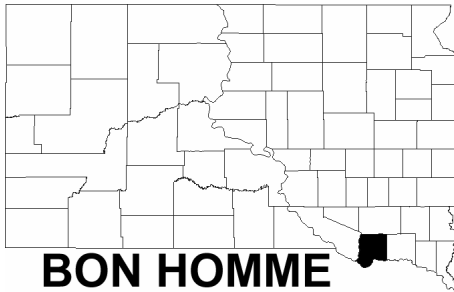
Census - 2002	Number	Rank
Number of Farms	231	57
Land in Farms(acres)	727,294	22
Total Cropland.....(acres)	233,308	43
Average Size Farm(acres)	3,148	15

Cash Receipts - 2004		Dollars	Rank
Crops.....		7,012,000	56
Livestock		23,638,000	49
Government Payments.....		2,342,000	58
Total Receipts		30,650,000	57

Crops - 2005	Planted Acres	Harvested Acres	Yield	Production	Rank
Corn, Grain.....(bu.)	8,000	6,600	106.5	703,000	49
Soybeans(bu.)					
Sunflower(lbs)					
Wheat, All.....(bu.)	70,300	64,200	34.0	2,186,000	26
Wheat, Spring(bu.)	18,000	15,100	31.0	468,000	33
Wheat, Winter(bu.)	52,300	49,100	35.0	1,718,000	13
Oats.....(bu.)	4,600	2,600	42.3	110,000	43
Hay, All.....(tons)		89,000	1.96	174,200	9
Hay, Alfalfa.....(tons)		44,000	2.11	93,000	17

Livestock - Jan 1, 2006		Number	Rank
All Cattle.....		47,000	42
Beef Cows.....		31,000	20
Milk Cows.....			

116 COUNTY PROFILES



BON HOMME

2000 Census Population 7,260
 Land Area.....(acres) 360,606

Census - 2002	Number	Rank
Number of Farms.....	665	17
Land in Farms (acres)	344,718	52
Total Cropland..... (acres)	272,131	34
Average Size Farm..... (acres)	518	60

Cash Receipts - 2004		Dollars	Rank
Crops.....		37,451,000	29
Livestock.....		55,198,000	18
Government Payments.....		6,226,000	28
Total Receipts.....		92,649,000	24

Crops - 2005	Planted Acres	Harvested Acres	Yield	Production	Rank
Corn, Grain.....(bu.)	86,000	73,300	81.8	5,993,000	30
Soybeans.....(bu.)	67,000	66,600	24.6	1,641,000	31
Sunflower.....(lbs)					
Wheat, All.....(bu.)	12,400	12,400	45.4	563,000	49
Wheat, Spring.....(bu.)	1,900	1,900	26.8	51,000	58
Wheat, Winter.....(bu.)	10,500	10,500	48.8	512,000	30
Oats.....(bu.)	3,900	2,600	71.2	185,000	24
Hay, All.....(tons)		42,000	2.55	106,900	27
Hay, Alfalfa.....(tons)		30,000	2.77	83,200	21

Livestock - Jan 1, 2006		Number	Rank
All Cattle.....		56,000	32
Beef Cows.....		14,000	53
Milk Cows.....		800	22



BROOKINGS

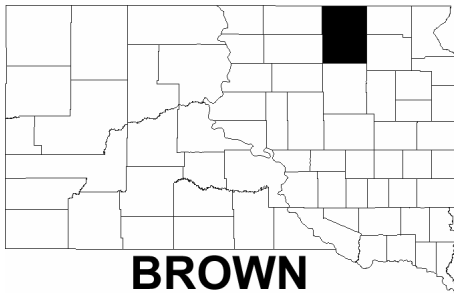
2000 Census Population 28,220
 Land Area.....(acres) 508,490

Census - 2002	Number	Rank
Number of Farms.....	962	3
Land in Farms (acres)	418,115	42
Total Cropland..... (acres)	329,099	25
Average Size Farm..... (acres)	435	64

Cash Receipts - 2004		Dollars	Rank
Crops.....		56,408,000	17
Livestock.....		72,805,000	7
Government Payments.....		10,608,000	6
Total Receipts.....		129,213,000	10

Crops - 2005	Planted Acres	Harvested Acres	Yield	Production	Rank
Corn, Grain.....(bu.)	127,000	117,000	159.4	18,649,000	7
Soybeans.....(bu.)	108,000	107,700	45.8	4,935,000	8
Sunflower.....(lbs)					
Wheat, All.....(bu.)	16,300	16,300	51.5	839,000	45
Wheat, Spring.....(bu.)	13,800	13,800	53.5	738,000	28
Wheat, Winter.....(bu.)	2,500	2,500	40.4	101,000	53
Oats.....(bu.)	5,500	4,600	90.2	415,000	9
Hay, All.....(tons)		32,000	3.04	97,400	35
Hay, Alfalfa.....(tons)		21,000	3.70	77,700	28

Livestock - Jan 1, 2006		Number	Rank
All Cattle.....		58,000	29
Beef Cows.....		16,000	47
Milk Cows.....		12,100	1



BROWN

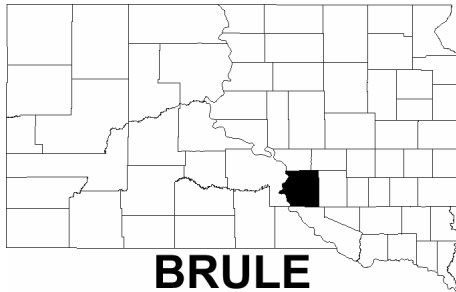
2000 Census Population 35,460
 Land Area.....(acres) 1,096,208

Census - 2002	Number	Rank
Number of Farms.....	1,155	2
Land in Farms (acres)	1,155,342	12
Total Cropland..... (acres)	897,181	1
Average Size Farm..... (acres)	1,000	37

Cash Receipts - 2004		Dollars	Rank
Crops.....		138,079,000	1
Livestock.....		66,046,000	11
Government Payments.....		22,867,000	1
Total Receipts.....		204,125,000	1

Crops - 2005	Planted Acres	Harvested Acres	Yield	Production	Rank
Corn, Grain.....(bu.)	257,000	243,900	141.0	34,395,000	1
Soybeans.....(bu.)	311,000	304,000	39.6	12,033,000	1
Sunflower.....(lbs)	3,200	2,800	1,762.0	4,934,000	28
Wheat, All.....(bu.)	77,900	76,200	46.3	3,526,000	13
Wheat, Spring.....(bu.)	76,200	74,600	46.4	3,464,000	5
Wheat, Winter.....(bu.)	1,700	1,600	38.8	62,000	57
Oats.....(bu.)	2,200	1,400	79.3	111,000	42
Hay, All.....(tons)		57,000	2.81	160,400	14
Hay, Alfalfa.....(tons)		43,000	3.11	133,600	9

Livestock - Jan 1, 2006		Number	Rank
All Cattle.....		86,000	7
Beef Cows.....		28,000	24
Milk Cows.....		1,800	14



BRULE

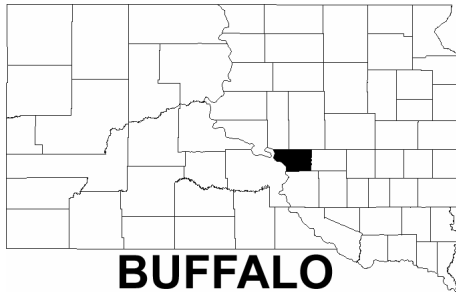
2000 Census Population 5,364
 Land Area (acres) 524,190

Census - 2002	Number	Rank
Number of Farms	365	41
Land in Farms(acres)	446,987	39
Total Cropland.....(acres)	264,509	35
Average Size Farm(acres)	1,225	34

Cash Receipts - 2004		Dollars	Rank
Crops.....		18,361,000	45
Livestock		42,744,000	29
Government Payments.....		3,697,000	48
Total Receipts		61,105,000	39

Crops - 2005	Planted Acres	Harvested Acres	Yield	Production	Rank
Corn, Grain.....(bu.)	66,500	51,000	66.5	3,392,000	39
Soybeans(bu.)	35,000	34,700	25.0	867,000	38
Sunflower(lbs)	6,100	5,900	1,922.0	11,342,000	17
Wheat, All.....(bu.)	49,600	49,400	48.4	2,390,000	22
Wheat, Spring(bu.)	10,200	10,200	30.6	312,000	36
Wheat, Winter(bu.)	39,400	39,200	53.0	2,078,000	12
Oats.....(bu.)	11,000	6,000	72.2	433,000	8
Hay, All.....(tons)		57,000	1.94	110,700	26
Hay, Alfalfa.....(tons)		28,000	1.91	53,400	45

Livestock - Jan 1, 2006		Number	Rank
All Cattle.....		74,000	14
Beef Cows.....		33,000	16
Milk Cows.....			



BUFFALO

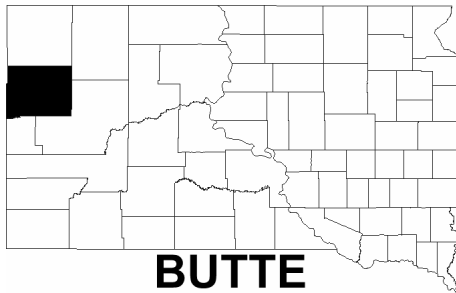
2000 Census Population 2,032
 Land Area (acres) 301,207

Census - 2002	Number	Rank
Number of Farms	73	66
Land in Farms(acres)	284,907	60
Total Cropland.....(acres)	77,025	65
Average Size Farm(acres)	3,903	8

Cash Receipts - 2004		Dollars	Rank
Crops.....		9,064,000	54
Livestock		18,503,000	59
Government Payments.....		1,423,000	60
Total Receipts		27,567,000	59

Crops - 2005	Planted Acres	Harvested Acres	Yield	Production	Rank
Corn, Grain.....(bu.)	15,000	7,700	80.8	622,000	51
Soybeans(bu.)	8,500	8,400	24.5	206,000	45
Sunflower(lbs)					
Wheat, All.....(bu.)	13,800	13,800	43.6	602,000	48
Wheat, Spring(bu.)	5,900	5,900	35.4	209,000	41
Wheat, Winter(bu.)	7,900	7,900	49.7	393,000	35
Oats.....(bu.)	2,000	600	58.3	35,000	59
Hay, All.....(tons)		21,000	1.60	33,600	63
Hay, Alfalfa.....(tons)		7,000	1.93	13,500	65

Livestock - Jan 1, 2006		Number	Rank
All Cattle.....		30,000	61
Beef Cows.....		11,000	60
Milk Cows.....			



BUTTE

2000 Census Population 9,094
 Land Area (acres) 1,439,092

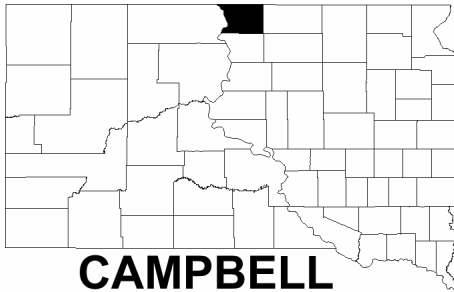
Census - 2002	Number	Rank
Number of Farms	639	18
Land in Farms(acres)	1,262,390	7
Total Cropland.....(acres)	225,856	46
Average Size Farm(acres)	1,976	21

Cash Receipts - 2004		Dollars	Rank
Crops.....		6,283,000	58
Livestock		48,724,000	24
Government Payments.....		3,970,000	47
Total Receipts		55,007,000	44

Crops - 2005	Planted Acres	Harvested Acres	Yield	Production	Rank
Corn, Grain.....(bu.)	6,000	3,500	123.1	431,000	52
Soybeans(bu.)					
Sunflower(lbs)					
Wheat, All.....(bu.)					
Wheat, Spring(bu.)	5,600	4,000	20.8	83,000	52
Wheat, Winter(bu.)	8,900	4,900	29.0	142,000	50
Oats.....(bu.)	8,000	700	28.6	20,000	62
Hay, All.....(tons)		78,000	2.10	164,000	13
Hay, Alfalfa.....(tons)		62,000	2.27	140,500	7

Livestock - Jan 1, 2006		Number	Rank
All Cattle.....		52,000	34
Beef Cows.....		35,000	14
Milk Cows.....			

118 COUNTY PROFILES



CAMPBELL

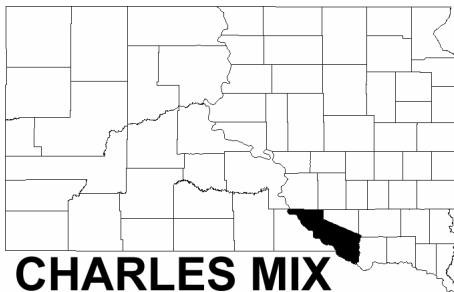
2000 Census Population 1,782
 Land Area.....(acres) 470,941

Census - 2002	Number	Rank
Number of Farms.....	293	48
Land in Farms (acres)	391,221	43
Total Cropland..... (acres)	211,964	53
Average Size Farm..... (acres)	1,335	31

Cash Receipts - 2004		Dollars	Rank
Crops.....		19,769,000	43
Livestock.....		21,581,000	55
Government Payments.....		4,714,000	35
Total Receipts.....		41,350,000	53

Crops - 2005	Planted Acres	Harvested Acres	Yield	Production	Rank
Corn, Grain.....(bu.)	42,000	34,500	100.0	3,451,000	38
Soybeans.....(bu.)	24,000	23,700	30.6	726,000	39
Sunflower.....(lbs)					
Wheat, All.....(bu.)					
Wheat, Spring.....(bu.)	50,800	50,400	37.6	1,897,000	14
Wheat, Winter.....(bu.)	8,300	8,300	31.9	265,000	42
Oats.....(bu.)	9,500	4,100	67.8	278,000	16
Hay, All.....(tons)		50,000	2.07	103,300	30
Hay, Alfalfa.....(tons)		30,000	2.48	74,400	30

Livestock - Jan 1, 2006		Number	Rank
All Cattle.....		32,000	59
Beef Cows.....		13,000	55
Milk Cows.....		700	24



CHARLES MIX

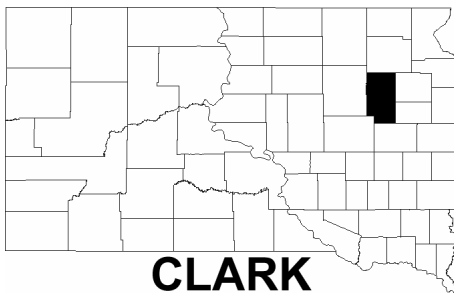
2000 Census Population 9,350
 Land Area.....(acres) 702,900

Census - 2002	Number	Rank
Number of Farms.....	755	8
Land in Farms (acres)	736,177	21
Total Cropland..... (acres)	515,919	5
Average Size Farm..... (acres)	975	39

Cash Receipts - 2004		Dollars	Rank
Crops.....		53,229,000	20
Livestock.....		94,582,000	1
Government Payments.....		8,253,000	16
Total Receipts.....		147,811,000	4

Crops - 2005	Planted Acres	Harvested Acres	Yield	Production	Rank
Corn, Grain.....(bu.)	130,000	114,700	75.4	8,643,000	24
Soybeans.....(bu.)	93,000	91,900	24.7	2,272,000	26
Sunflower.....(lbs)					
Wheat, All.....(bu.)	78,200	77,300	57.0	4,403,000	8
Wheat, Spring.....(bu.)	20,500	19,600	37.8	741,000	27
Wheat, Winter.....(bu.)	57,700	57,700	63.5	3,662,000	4
Oats.....(bu.)	13,700	9,100	83.3	758,000	2
Hay, All.....(tons)		113,000	2.23	251,600	6
Hay, Alfalfa.....(tons)		57,000	2.70	154,000	5

Livestock - Jan 1, 2006		Number	Rank
All Cattle.....		120,000	2
Beef Cows.....		45,000	7
Milk Cows.....		1,300	18



CLARK

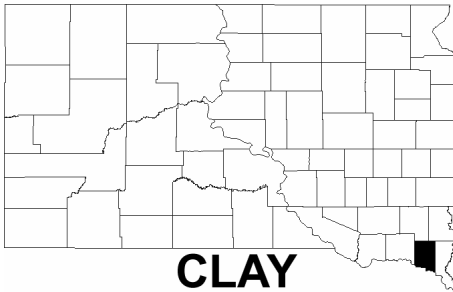
2000 Census Population 4,143
 Land Area.....(acres) 613,127

Census - 2002	Number	Rank
Number of Farms.....	588	20
Land in Farms (acres)	525,585	32
Total Cropland..... (acres)	365,169	18
Average Size Farm..... (acres)	894	41

Cash Receipts - 2004		Dollars	Rank
Crops.....		53,213,000	21
Livestock.....		58,767,000	16
Government Payments.....		8,880,000	14
Total Receipts.....		111,980,000	14

Crops - 2005	Planted Acres	Harvested Acres	Yield	Production	Rank
Corn, Grain.....(bu.)	94,000	84,700	141.0	11,941,000	14
Soybeans.....(bu.)	115,000	114,600	39.4	4,516,000	11
Sunflower.....(lbs)					
Wheat, All.....(bu.)	50,400	50,300	47.5	2,389,000	23
Wheat, Spring.....(bu.)	44,400	44,300	48.0	2,125,000	12
Wheat, Winter.....(bu.)	6,000	6,000	44.0	264,000	44
Oats.....(bu.)	4,300	3,400	85.6	291,000	14
Hay, All.....(tons)		43,000	2.23	95,900	36
Hay, Alfalfa.....(tons)		30,000	2.60	78,000	27

Livestock - Jan 1, 2006		Number	Rank
All Cattle.....		66,000	19
Beef Cows.....		26,000	27
Milk Cows.....			



CLAY

2000 Census Population 13,537
 Land Area (acres) 263,450

Census - 2002	Number	Rank
Number of Farms	536	26
Land in Farms(acres)	372,786	46
Total Cropland.....(acres)	341,535	20
Average Size Farm(acres)	695	47

Cash Receipts - 2004				Dollars	Rank
Crops.....				56,968,000	14
Livestock				11,035,000	64
Government Payments.....				5,864,000	32
Total Receipts				68,003,000	36

Crops - 2005	Planted Acres	Harvested Acres	Yield	Production	Rank
Corn, Grain.....(bu.)	92,000	88,200	133.0	11,731,000	17
Soybeans(bu.)	85,000	80,800	37.4	3,025,000	23
Sunflower(lbs)					
Wheat, All.....(bu.)					
Wheat, Spring(bu.)				98,000	54
Wheat, Winter(bu.)	2,400	2,400	40.8		
Oats.....(bu.)	1,200	800	97.5	78,000	50
Hay, All.....(tons)		17,000	3.98	67,600	47
Hay, Alfalfa.....(tons)		16,000	4.14	66,200	36

Livestock - Jan 1, 2006				Number	Rank
All Cattle.....				10,000	66
Beef Cows.....				3,000	66
Milk Cows.....					



CODINGTON

2000 Census Population 25,897
 Land Area (acres) 440,165

Census - 2002	Number	Rank
Number of Farms	694	13
Land in Farms(acres)	386,607	44
Total Cropland.....(acres)	289,897	29
Average Size Farm(acres)	557	58

Cash Receipts - 2004				Dollars	Rank
Crops.....				36,257,000	30
Livestock				62,626,000	14
Government Payments.....				7,143,000	25
Total Receipts				98,883,000	19

Crops - 2005	Planted Acres	Harvested Acres	Yield	Production	Rank
Corn, Grain.....(bu.)	76,000	65,100	155.2	10,106,000	20
Soybeans(bu.)	85,000	84,800	36.6	3,104,000	21
Sunflower(lbs)					
Wheat, All.....(bu.)					
Wheat, Spring(bu.)	38,100	38,000	55.9	2,126,000	11
Wheat, Winter(bu.)	7,500	7,500	46.0	345,000	38
Oats.....(bu.)	6,700	4,800	75.4	362,000	11
Hay, All.....(tons)		47,000	3.09	145,000	17
Hay, Alfalfa.....(tons)		39,000	3.31	129,200	12

Livestock - Jan 1, 2006				Number	Rank
All Cattle.....				72,000	16
Beef Cows.....				16,000	47
Milk Cows.....				4,300	6



CORSON

2000 Census Population 4,181
 Land Area (acres) 1,582,757

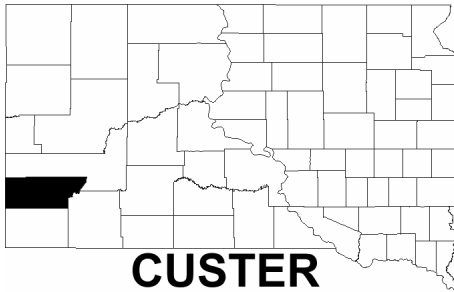
Census - 2002	Number	Rank
Number of Farms	344	43
Land in Farms(acres)	1,389,146	4
Total Cropland.....(acres)	369,394	17
Average Size Farm(acres)	4,038	6

Cash Receipts - 2004				Dollars	Rank
Crops.....				12,241,000	50
Livestock				29,313,000	43
Government Payments.....				3,430,000	49
Total Receipts				41,554,000	52

Crops - 2005	Planted Acres	Harvested Acres	Yield	Production	Rank
Corn, Grain.....(bu.)	14,000	9,700	70.0	679,000	50
Soybeans(bu.)					
Sunflower(lbs)					
Wheat, All.....(bu.)					
Wheat, Spring(bu.)	94,000	91,300	22.9	2,094,000	13
Wheat, Winter(bu.)	9,900	9,300	34.5	321,000	40
Oats.....(bu.)	23,000	5,700	56.0	319,000	13
Hay, All.....(tons)		172,000	1.51	259,100	4
Hay, Alfalfa.....(tons)		112,000	1.34	150,100	6

Livestock - Jan 1, 2006				Number	Rank
All Cattle.....				71,000	18
Beef Cows.....				47,000	6
Milk Cows.....					

120 COUNTY PROFILES



CUSTER

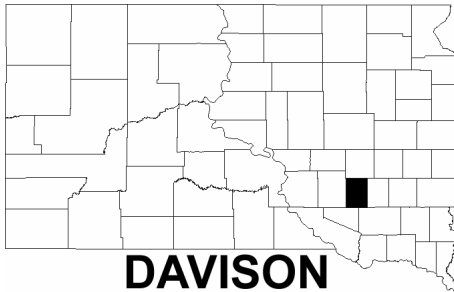
2000 Census Population 7,275
 Land Area (acres) 996,969

Census - 2002	Number	Rank
Number of Farms.....	303	46
Land in Farms (acres)	589,129	26
Total Cropland..... (acres)	94,814	64
Average Size Farm..... (acres)	1,944	22

Cash Receipts - 2004		Dollars	Rank
Crops.....		1,069,000	65
Livestock.....		9,654,000	66
Government Payments.....		398,000	65
Total Receipts.....		10,723,000	66

Crops - 2005	Planted Acres	Harvested Acres	Yield	Production	Rank
Corn, Grain.....(bu.)					
Soybeans.....(bu.)					
Sunflower.....(lbs)					
Wheat, All.....(bu.)					
Wheat, Spring.....(bu.)					
Wheat, Winter.....(bu.)	3,200	1,400	33.6	47,000	58
Oats.....(bu.)					
Hay, All.....(tons)		25,000	1.15	28,700	65
Hay, Alfalfa.....(tons)		16,000	1.27	20,300	59

Livestock - Jan 1, 2006		Number	Rank
All Cattle.....		24,000	63
Beef Cows.....		21,000	34
Milk Cows.....		300	32



DAVISON

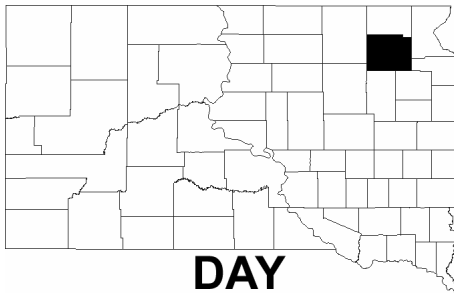
2000 Census Population 18,741
 Land Area (acres) 278,690

Census - 2002	Number	Rank
Number of Farms.....	481	30
Land in Farms (acres)	278,672	62
Total Cropland..... (acres)	223,040	49
Average Size Farm..... (acres)	579	56

Cash Receipts - 2004		Dollars	Rank
Crops.....		34,403,000	31
Livestock.....		22,858,000	51
Government Payments.....		4,264,000	44
Total Receipts.....		57,261,000	41

Crops - 2005	Planted Acres	Harvested Acres	Yield	Production	Rank
Corn, Grain.....(bu.)	70,000	64,500	77.1	4,974,000	34
Soybeans.....(bu.)	68,000	65,200	26.6	1,732,000	30
Sunflower.....(lbs)					
Wheat, All.....(bu.)	15,600	15,600	50.4	786,000	46
Wheat, Spring.....(bu.)	1,500	1,500	35.3	53,000	57
Wheat, Winter.....(bu.)	14,100	14,100	52.0	733,000	26
Oats.....(bu.)	1,500	800	91.3	73,000	51
Hay, All.....(tons)		32,000	2.44	78,100	43
Hay, Alfalfa.....(tons)		25,000	2.63	65,700	37

Livestock - Jan 1, 2006		Number	Rank
All Cattle.....		37,000	51
Beef Cows.....		19,000	40
Milk Cows.....		900	21



DAY

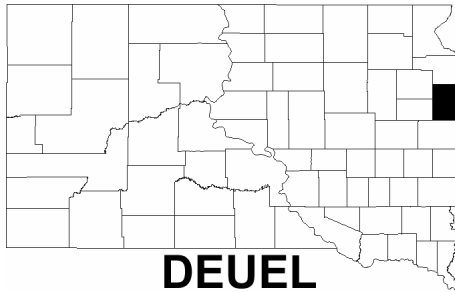
2000 Census Population 6,267
 Land Area (acres) 658,329

Census - 2002	Number	Rank
Number of Farms.....	704	11
Land in Farms (acres)	530,990	31
Total Cropland..... (acres)	375,052	16
Average Size Farm..... (acres)	754	46

Cash Receipts - 2004		Dollars	Rank
Crops.....		50,024,000	23
Livestock.....		27,959,000	45
Government Payments.....		9,767,000	10
Total Receipts.....		77,983,000	33

Crops - 2005	Planted Acres	Harvested Acres	Yield	Production	Rank
Corn, Grain.....(bu.)	66,500	59,600	150.2	8,953,000	23
Soybeans.....(bu.)	114,000	112,600	37.9	4,263,000	13
Sunflower.....(lbs)					
Wheat, All.....(bu.)	76,800	76,300	47.4	3,620,000	11
Wheat, Spring.....(bu.)	74,500	74,000	47.4	3,509,000	4
Wheat, Winter.....(bu.)	2,300	2,300	48.3	111,000	52
Oats.....(bu.)	3,400	2,100	67.6	142,000	35
Hay, All.....(tons)		45,000	2.82	126,900	22
Hay, Alfalfa.....(tons)		27,000	3.05	82,300	23

Livestock - Jan 1, 2006		Number	Rank
All Cattle.....		43,000	43
Beef Cows.....		19,000	40
Milk Cows.....		2,500	8



DEUEL

2000 Census Population 4,498
 Land Area (acres) 399,094

Census - 2002	Number	Rank
Number of Farms	583	22
Land in Farms(acres)	327,617	55
Total Cropland.....(acres)	220,147	51
Average Size Farm(acres)	562	57

Cash Receipts - 2004		Dollars	Rank
Crops.....		26,728,000	35
Livestock		41,325,000	31
Government Payments.....		7,702,000	19
Total Receipts		68,053,000	35

Crops - 2005	Planted Acres	Harvested Acres	Yield	Production	Rank
Corn, Grain.....(bu.)	74,500	66,500	155.9	10,367,000	19
Soybeans(bu.)	64,000	63,200	39.6	2,501,000	24
Sunflower(lbs)					
Wheat, All.....(bu.)	21,500	21,500	56.9	1,223,000	37
Wheat, Spring(bu.)	16,500	16,500	58.1	958,000	23
Wheat, Winter(bu.)	5,000	5,000	53.0	265,000	42
Oats.....(bu.)	7,100	6,200	84.0	521,000	5
Hay, All.....(tons)		32,000	2.38	76,200	44
Hay, Alfalfa.....(tons)		19,000	2.85	54,200	43

Livestock - Jan 1, 2006		Number	Rank
All Cattle.....		48,000	41
Beef Cows.....		15,000	51
Milk Cows.....		4,900	4



DEWEY

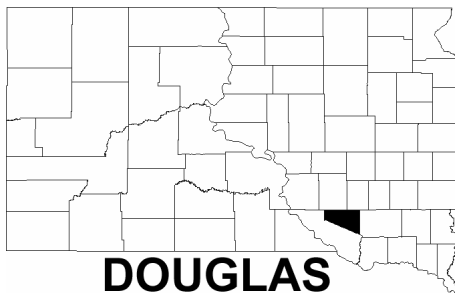
2000 Census Population 5,972
 Land Area (acres) 1,473,800

Census - 2002	Number	Rank
Number of Farms	358	42
Land in Farms(acres)	1,368,092	5
Total Cropland.....(acres)	255,844	38
Average Size Farm(acres)	3,821	10

Cash Receipts - 2004		Dollars	Rank
Crops.....		6,457,000	57
Livestock		27,820,000	46
Government Payments.....		2,735,000	54
Total Receipts		34,277,000	55

Crops - 2005	Planted Acres	Harvested Acres	Yield	Production	Rank
Corn, Grain.....(bu.)	12,500	9,700	77.0	747,000	48
Soybeans(bu.)					
Sunflower(lbs)					
Wheat, All.....(bu.)	47,000	45,900	29.7	1,361,000	35
Wheat, Spring(bu.)	28,200	28,000	26.8	751,000	26
Wheat, Winter(bu.)	18,800	17,900	34.1	610,000	29
Oats.....(bu.)	14,000	3,900	53.1	207,000	22
Hay, All.....(tons)		103,000	1.43	147,300	16
Hay, Alfalfa.....(tons)		48,000	1.48	70,800	35

Livestock - Jan 1, 2006		Number	Rank
All Cattle.....		59,000	28
Beef Cows.....		45,000	7
Milk Cows.....			



DOUGLAS

2000 Census Population 3,458
 Land Area (acres) 277,515

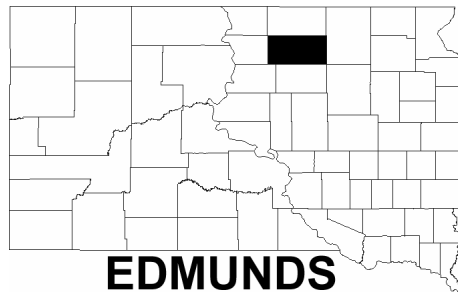
Census - 2002	Number	Rank
Number of Farms	394	37
Land in Farms(acres)	236,841	65
Total Cropland.....(acres)	182,533	60
Average Size Farm(acres)	601	54

Cash Receipts - 2004		Dollars	Rank
Crops.....		23,265,000	39
Livestock		55,274,000	17
Government Payments.....		4,330,000	42
Total Receipts		78,539,000	31

Crops - 2005	Planted Acres	Harvested Acres	Yield	Production	Rank
Corn, Grain.....(bu.)	71,000	60,800	69.6	4,229,000	35
Soybeans(bu.)	66,000	65,600	22.4	1,469,000	32
Sunflower(lbs)					
Wheat, All.....(bu.)	19,700	19,700	56.9	1,121,000	38
Wheat, Spring(bu.)	2,500	2,500	40.4	101,000	48
Wheat, Winter(bu.)	17,200	17,200	59.3	1,020,000	21
Oats.....(bu.)	4,400	2,900	69.7	202,000	23
Hay, All.....(tons)		28,000	2.10	58,800	53
Hay, Alfalfa.....(tons)		18,000	2.42	43,600	49

Livestock - Jan 1, 2006		Number	Rank
All Cattle.....		50,000	38
Beef Cows.....		16,000	47
Milk Cows.....		1,400	15

122 COUNTY PROFILES



EDMUNDS

2000 Census Population 4,367
 Land Area.....(acres) 733,217

Census - 2002	Number	Rank
Number of Farms.....	386	39
Land in Farms (acres)	585,229	27
Total Cropland..... (acres)	379,841	15
Average Size Farm..... (acres)	1,516	27

Cash Receipts - 2004		Dollars	Rank
Crops.....		61,542,000	12
Livestock.....		51,989,000	23
Government Payments.....		8,891,000	13
Total Receipts.....		113,531,000	13

Crops - 2005	Planted Acres	Harvested Acres	Yield	Production	Rank
Corn, Grain.....(bu.)	111,000	99,400	124.9	12,414,000	13
Soybeans.....(bu.)	135,000	133,800	36.1	4,832,000	9
Sunflower.....(lbs)	16,000	15,400	2,080.0	32,032,000	9
Wheat, All.....(bu.)	100,200	99,000	46.6	4,610,000	7
Wheat, Spring.....(bu.)	94,200	93,700	46.8	4,382,000	2
Wheat, Winter.....(bu.)	6,000	5,300	43.0	228,000	47
Oats.....(bu.)	6,100	4,500	76.2	343,000	12
Hay, All.....(tons)		52,000	2.02	105,200	28
Hay, Alfalfa.....(tons)		26,000	2.51	65,200	39

Livestock - Jan 1, 2006		Number	Rank
All Cattle.....		77,000	11
Beef Cows.....		28,000	24
Milk Cows.....		1,400	15



FALL RIVER

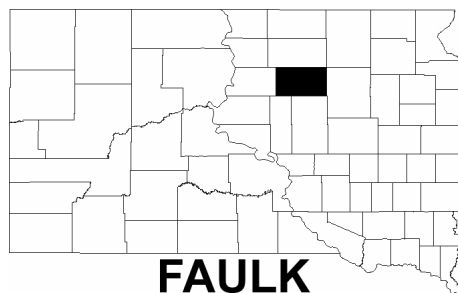
2000 Census Population 7,453
 Land Area.....(acres) 1,113,551

Census - 2002	Number	Rank
Number of Farms.....	278	49
Land in Farms (acres)	982,282	14
Total Cropland..... (acres)	144,161	62
Average Size Farm..... (acres)	3,533	12

Cash Receipts - 2004		Dollars	Rank
Crops.....		2,425,000	63
Livestock.....		89,262,000	2
Government Payments.....		1,089,000	63
Total Receipts.....		91,687,000	25

Crops - 2005	Planted Acres	Harvested Acres	Yield	Production	Rank
Corn, Grain.....(bu.)					
Soybeans.....(bu.)					
Sunflower.....(lbs)					
Wheat, All.....(bu.)					
Wheat, Spring.....(bu.)					
Wheat, Winter.....(bu.)	11,200	10,000	34.0	340,000	39
Oats.....(bu.)					
Hay, All.....(tons)		25,000	1.88	47,100	57
Hay, Alfalfa.....(tons)		18,000	1.91	34,400	55

Livestock - Jan 1, 2006		Number	Rank
All Cattle.....		72,000	16
Beef Cows.....		52,000	4
Milk Cows.....			



FAULK

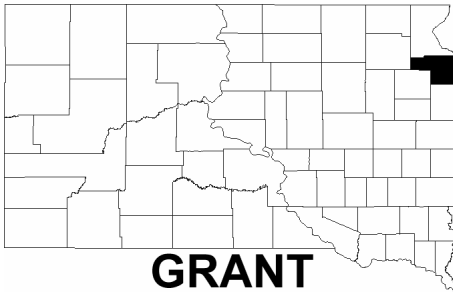
2000 Census Population 2,640
 Land Area.....(acres) 640,148

Census - 2002	Number	Rank
Number of Farms.....	265	52
Land in Farms (acres)	534,795	30
Total Cropland..... (acres)	338,388	22
Average Size Farm..... (acres)	2,018	20

Cash Receipts - 2004		Dollars	Rank
Crops.....		56,501,000	16
Livestock.....		33,787,000	39
Government Payments.....		6,050,000	30
Total Receipts.....		90,288,000	26

Crops - 2005	Planted Acres	Harvested Acres	Yield	Production	Rank
Corn, Grain.....(bu.)	63,500	56,400	108.2	6,100,000	29
Soybeans.....(bu.)	113,000	112,700	29.1	3,276,000	20
Sunflower.....(lbs)	8,900	8,700	1,754.0	15,258,000	15
Wheat, All.....(bu.)	74,800	73,500	48.3	3,548,000	12
Wheat, Spring.....(bu.)	65,400	64,200	49.2	3,157,000	8
Wheat, Winter.....(bu.)	9,400	9,300	42.0	391,000	36
Oats.....(bu.)	4,000	1,900	76.8	146,000	33
Hay, All.....(tons)		60,000	1.71	102,400	32
Hay, Alfalfa.....(tons)		38,000	1.91	72,400	34

Livestock - Jan 1, 2006		Number	Rank
All Cattle.....		65,000	20
Beef Cows.....		22,000	33
Milk Cows.....			



GRANT

2000 Census Population 7,847
 Land Area (acres) 436,818

Census - 2002	Number	Rank
Number of Farms	548	24
Land in Farms(acres)	350,299	49
Total Cropland.....(acres)	273,178	33
Average Size Farm(acres)	639	51

Cash Receipts - 2004		Dollars	Rank
Crops.....		41,414,000	27
Livestock		69,533,000	8
Government Payments.....		7,396,000	24
Total Receipts		110,947,000	15

Crops - 2005	Planted Acres	Harvested Acres	Yield	Production	Rank
Corn, Grain.....(bu.)	80,000	67,000	143.4	9,606,000	21
Soybeans(bu.)	89,000	88,900	38.7	3,437,000	19
Sunflower(lbs)					
Wheat, All.....(bu.)	40,500	40,400	49.9	2,017,000	28
Wheat, Spring(bu.)	37,100	37,100	50.1	1,859,000	15
Wheat, Winter(bu.)	3,400	3,300	47.9	158,000	49
Oats.....(bu.)	3,000	2,500	83.6	209,000	21
Hay, All.....(tons)		40,000	2.51	100,300	33
Hay, Alfalfa.....(tons)		28,000	2.88	80,500	24

Livestock - Jan 1, 2006		Number	Rank
All Cattle.....		51,000	37
Beef Cows.....		9,000	63
Milk Cows.....		8,900	2



GREGORY

2000 Census Population 4,792
 Land Area (acres) 650,224

Census - 2002	Number	Rank
Number of Farms	587	21
Land in Farms(acres)	650,897	24
Total Cropland.....(acres)	329,968	24
Average Size Farm(acres)	1,109	36

Cash Receipts - 2004		Dollars	Rank
Crops.....		12,864,000	48
Livestock		42,310,000	30
Government Payments.....		2,435,000	57
Total Receipts		55,174,000	43

Crops - 2005	Planted Acres	Harvested Acres	Yield	Production	Rank
Corn, Grain.....(bu.)	51,000	41,500	61.9	2,570,000	43
Soybeans(bu.)	13,900	13,700	27.7	379,000	42
Sunflower(lbs)					
Wheat, All.....(bu.)	31,400	31,100	42.5	1,323,000	36
Wheat, Spring(bu.)	8,700	8,600	31.3	269,000	38
Wheat, Winter(bu.)	22,700	22,500	46.8	1,054,000	20
Oats.....(bu.)	11,000	7,800	76.0	593,000	3
Hay, All.....(tons)		123,000	2.08	255,300	5
Hay, Alfalfa.....(tons)		91,000	2.19	199,500	3

Livestock - Jan 1, 2006		Number	Rank
All Cattle.....		78,000	10
Beef Cows.....		36,000	13
Milk Cows.....		1,900	11



HAAKON

2000 Census Population 2,196
 Land Area (acres) 1,160,391

Census - 2002	Number	Rank
Number of Farms	268	51
Land in Farms(acres)	1,221,612	8
Total Cropland.....(acres)	472,531	9
Average Size Farm(acres)	4,558	5

Cash Receipts - 2004		Dollars	Rank
Crops.....		19,089,000	44
Livestock		35,362,000	38
Government Payments.....		4,536,000	38
Total Receipts		54,451,000	45

Crops - 2005	Planted Acres	Harvested Acres	Yield	Production	Rank
Corn, Grain.....(bu.)	6,100	3,900	35.1	137,000	56
Soybeans(bu.)					
Sunflower(lbs)					
Wheat, All.....(bu.)	143,600	143,400	38.8	5,565,000	5
Wheat, Spring(bu.)	16,800	16,700	31.1	519,000	32
Wheat, Winter(bu.)	126,800	126,700	39.8	5,046,000	2
Oats.....(bu.)	7,500	2,300	44.8	103,000	45
Hay, All.....(tons)		109,000	1.28	139,100	19
Hay, Alfalfa.....(tons)		60,000	1.40	84,000	20

Livestock - Jan 1, 2006		Number	Rank
All Cattle.....		76,000	12
Beef Cows.....		45,000	7
Milk Cows.....			

124 COUNTY PROFILES



HAMLIN

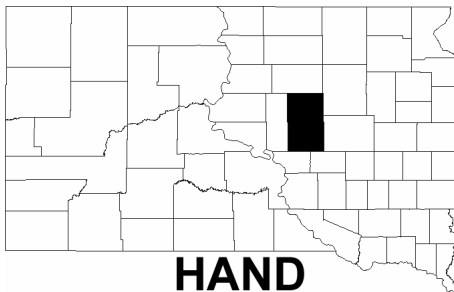
2000 Census Population 5,540
 Land Area.....(acres) 327,167

Census - 2002	Number	Rank
Number of Farms.....	451	33
Land in Farms (acres)	307,193	58
Total Cropland..... (acres)	252,152	39
Average Size Farm..... (acres)	681	48

Cash Receipts - 2004		Dollars	Rank
Crops.....		39,492,000	28
Livestock.....		32,985,000	40
Government Payments.....		6,453,000	26
Total Receipts.....		72,477,000	34

Crops - 2005	Planted Acres	Harvested Acres	Yield	Production	Rank
Corn, Grain.....(bu.)	86,500	78,600	150.0	11,788,000	15
Soybeans.....(bu.)	86,000	85,500	42.0	3,589,000	17
Sunflower.....(lbs)					
Wheat, All.....(bu.)					
Wheat, Spring.....(bu.)	13,700	12,700	50.5	641,000	29
Wheat, Winter.....(bu.)	7,500	7,500	58.0	435,000	32
Oats.....(bu.)	4,100	3,200	87.8	281,000	15
Hay, All.....(tons)		24,000	2.63	63,200	52
Hay, Alfalfa.....(tons)		17,000	3.14	53,300	46

Livestock - Jan 1, 2006		Number	Rank
All Cattle.....		40,000	44
Beef Cows.....		12,000	57
Milk Cows.....		2,600	7



HAND

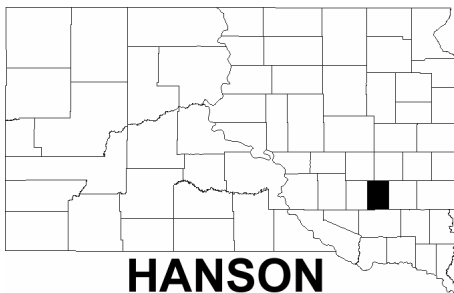
2000 Census Population 3,741
 Land Area.....(acres) 919,492

Census - 2002	Number	Rank
Number of Farms.....	480	31
Land in Farms (acres)	868,379	18
Total Cropland..... (acres)	508,883	6
Average Size Farm..... (acres)	1,809	23

Cash Receipts - 2004		Dollars	Rank
Crops.....		50,363,000	22
Livestock.....		54,349,000	19
Government Payments.....		8,082,000	17
Total Receipts.....		104,712,000	17

Crops - 2005	Planted Acres	Harvested Acres	Yield	Production	Rank
Corn, Grain.....(bu.)	108,000	85,200	97.6	8,319,000	26
Soybeans.....(bu.)	63,000	62,600	34.0	2,129,000	28
Sunflower.....(lbs)	44,300	42,900	1,743.0	74,755,000	3
Wheat, All.....(bu.)	127,200	126,900	44.8	5,682,000	4
Wheat, Spring.....(bu.)	76,700	76,600	41.5	3,182,000	7
Wheat, Winter.....(bu.)	50,500	50,300	49.7	2,500,000	9
Oats.....(bu.)	6,900	1,100	85.5	94,000	48
Hay, All.....(tons)		134,000	1.73	231,400	7
Hay, Alfalfa.....(tons)		68,000	1.94	132,100	10

Livestock - Jan 1, 2006		Number	Rank
All Cattle.....		106,000	4
Beef Cows.....		42,000	10
Milk Cows.....		1,200	19



HANSON

2000 Census Population 3,139
 Land Area.....(acres) 278,205

Census - 2002	Number	Rank
Number of Farms.....	319	44
Land in Farms (acres)	248,732	64
Total Cropland..... (acres)	202,903	55
Average Size Farm..... (acres)	780	45

Cash Receipts - 2004		Dollars	Rank
Crops.....		42,584,000	25
Livestock.....		35,898,000	37
Government Payments.....		4,625,000	36
Total Receipts.....		78,482,000	32

Crops - 2005	Planted Acres	Harvested Acres	Yield	Production	Rank
Corn, Grain.....(bu.)	79,500	74,400	83.5	6,215,000	28
Soybeans.....(bu.)	71,000	70,700	30.5	2,157,000	27
Sunflower.....(lbs)					
Wheat, All.....(bu.)	10,300	10,200	44.8	457,000	50
Wheat, Spring.....(bu.)	1,800	1,800	57.8	104,000	47
Wheat, Winter.....(bu.)	8,500	8,400	42.0	353,000	37
Oats.....(bu.)	2,500	2,200	83.2	183,000	25
Hay, All.....(tons)		13,000	1.80	23,400	66
Hay, Alfalfa.....(tons)		10,000	1.79	17,900	61

Livestock - Jan 1, 2006		Number	Rank
All Cattle.....		40,000	44
Beef Cows.....		17,000	46
Milk Cows.....		1,100	20



HARDING

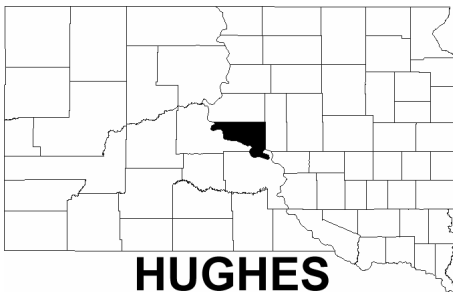
2000 Census Population 1,353
 Land Area (acres) 1,709,161

Census - 2002	Number	Rank
Number of Farms	223	60
Land in Farms(acres)	1,674,112	3
Total Cropland.....(acres)	212,174	52
Average Size Farm(acres)	7,507	1

Cash Receipts - 2004		Dollars	Rank
Crops.....		3,539,000	62
Livestock		32,296,000	41
Government Payments.....		3,246,000	51
Total Receipts		35,835,000	54

Crops - 2005	Planted Acres	Harvested Acres	Yield	Production	Rank
Corn, Grain.....(bu.)	2,000				
Soybeans(bu.)					
Sunflower(lbs)					
Wheat, All.....(bu.)	34,700	22,100	15.6	344,000	53
Wheat, Spring(bu.)	26,700	16,300	13.6	222,000	40
Wheat, Winter(bu.)	3,900	2,900	29.3	85,000	55
Oats.....(bu.)	11,000	500	24.0	12,000	65
Hay, All.....(tons)		77,000	0.86	66,200	49
Hay, Alfalfa.....(tons)		27,000	0.59	15,900	63

Livestock - Jan 1, 2006		Number	Rank
All Cattle.....		61,000	24
Beef Cows.....		42,000	10
Milk Cows.....			



HUGHES

2000 Census Population 16,481
 Land Area (acres) 474,221

Census - 2002	Number	Rank
Number of Farms	258	53
Land in Farms(acres)	367,653	47
Total Cropland.....(acres)	224,827	48
Average Size Farm(acres)	1,425	29

Cash Receipts - 2004		Dollars	Rank
Crops.....		26,019,000	37
Livestock		20,863,000	56
Government Payments.....		4,443,000	39
Total Receipts		46,882,000	48

Crops - 2005	Planted Acres	Harvested Acres	Yield	Production	Rank
Corn, Grain.....(bu.)	29,000	21,300	72.4	1,543,000	46
Soybeans(bu.)	9,000	9,000	19.0	171,000	46
Sunflower(lbs)	38,500	37,600	1,278.0	48,036,000	5
Wheat, All.....(bu.)	97,900	97,600	41.8	4,078,000	9
Wheat, Spring(bu.)	38,300	38,300	38.7	1,482,000	19
Wheat, Winter(bu.)	59,600	59,300	43.8	2,596,000	7
Oats.....(bu.)	2,700	1,700	75.3	128,000	38
Hay, All.....(tons)		25,000	1.46	36,400	62
Hay, Alfalfa.....(tons)		11,000	1.25	13,800	64

Livestock - Jan 1, 2006		Number	Rank
All Cattle.....		22,000	64
Beef Cows.....		13,000	55
Milk Cows.....		200	33



HUTCHINSON

2000 Census Population 8,075
 Land Area (acres) 520,341

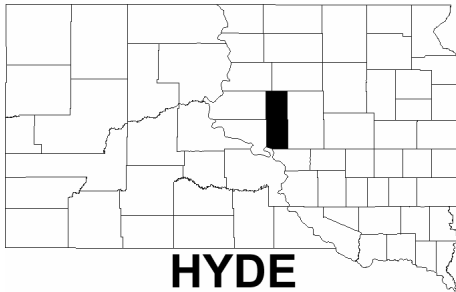
Census - 2002	Number	Rank
Number of Farms	768	7
Land in Farms(acres)	505,603	36
Total Cropland.....(acres)	413,245	13
Average Size Farm(acres)	658	49

Cash Receipts - 2004		Dollars	Rank
Crops.....		68,963,000	9
Livestock		79,418,000	3
Government Payments.....		10,768,000	5
Total Receipts		148,381,000	3

Crops - 2005	Planted Acres	Harvested Acres	Yield	Production	Rank
Corn, Grain.....(bu.)	154,000	139,800	84.2	11,777,000	16
Soybeans(bu.)	137,000	135,300	27.2	3,674,000	16
Sunflower(lbs)					
Wheat, All.....(bu.)	22,300	22,200	50.1	1,113,000	39
Wheat, Spring(bu.)	2,500	2,400	40.8	98,000	49
Wheat, Winter(bu.)	19,800	19,800	51.3	1,015,000	22
Oats.....(bu.)	3,100	2,300	72.6	167,000	29
Hay, All.....(tons)		33,000	2.72	89,700	39
Hay, Alfalfa.....(tons)		27,000	2.97	80,300	25

Livestock - Jan 1, 2006		Number	Rank
All Cattle.....		73,000	15
Beef Cows.....		26,000	27
Milk Cows.....		2,100	9

126 COUNTY PROFILES



HYDE

2000 Census Population 1,671
 Land Area.....(acres) 551,085

Census - 2002	Number	Rank
Number of Farms.....	187	63
Land in Farms (acres)	468,836	37
Total Cropland..... (acres)	188,814	58
Average Size Farm..... (acres)	2,507	17

Cash Receipts - 2004		Dollars	Rank
Crops.....		20,352,000	42
Livestock.....		22,271,000	53
Government Payments.....		2,986,000	52
Total Receipts.....		42,623,000	51

Crops - 2005	Planted Acres	Harvested Acres	Yield	Production	Rank
Corn, Grain.....(bu.)	32,500	24,700	78.1	1,930,000	44
Soybeans.....(bu.)	9,500	8,900	26.4	235,000	43
Sunflower.....(lbs)	32,700	31,700	1,503.0	47,653,000	6
Wheat, All.....(bu.)	70,800	70,800	45.2	3,203,000	16
Wheat, Spring.....(bu.)	36,200	36,200	47.4	1,715,000	17
Wheat, Winter.....(bu.)	34,600	34,600	43.0	1,488,000	15
Oats.....(bu.)	5,400	2,900	60.7	176,000	26
Hay, All.....(tons)		42,000	1.64	68,900	46
Hay, Alfalfa.....(tons)		22,000	1.85	40,800	52

Livestock - Jan 1, 2006		Number	Rank
All Cattle.....		60,000	25
Beef Cows.....		26,000	27
Milk Cows.....			



JACKSON

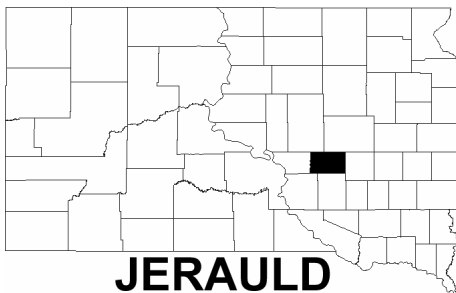
2000 Census Population 2,930
 Land Area.....(acres) 1,196,347

Census - 2002	Number	Rank
Number of Farms.....	308	45
Land in Farms (acres)	1,190,603	10
Total Cropland..... (acres)	246,310	41
Average Size Farm..... (acres)	3,866	9

Cash Receipts - 2004		Dollars	Rank
Crops.....		5,009,000	59
Livestock.....		23,121,000	50
Government Payments.....		1,760,000	59
Total Receipts.....		28,130,000	58

Crops - 2005	Planted Acres	Harvested Acres	Yield	Production	Rank
Corn, Grain.....(bu.)	2,200	1,400	48.6	68,000	62
Soybeans.....(bu.)	600	600	20.0	12,000	54
Sunflower.....(lbs)					
Wheat, All.....(bu.)					
Wheat, Spring.....(bu.)					
Wheat, Winter.....(bu.)					
Oats.....(bu.)	3,900	700	45.7	32,000	60
Hay, All.....(tons)		81,000	1.60	130,000	20
Hay, Alfalfa.....(tons)		59,000	1.68	99,200	15

Livestock - Jan 1, 2006		Number	Rank
All Cattle.....		57,000	30
Beef Cows.....		38,000	12
Milk Cows.....			



JERAULD

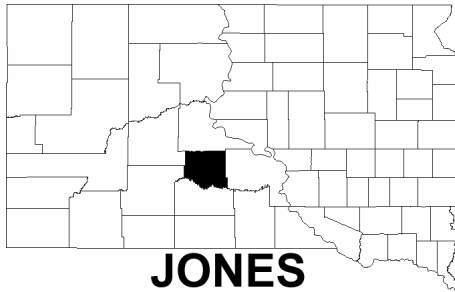
2000 Census Population 2,295
 Land Area.....(acres) 339,381

Census - 2002	Number	Rank
Number of Farms.....	272	50
Land in Farms (acres)	336,424	54
Total Cropland..... (acres)	192,124	56
Average Size Farm..... (acres)	1,237	33

Cash Receipts - 2004		Dollars	Rank
Crops.....		16,933,000	46
Livestock.....		29,904,000	42
Government Payments.....		3,341,000	50
Total Receipts.....		46,837,000	49

Crops - 2005	Planted Acres	Harvested Acres	Yield	Production	Rank
Corn, Grain.....(bu.)	47,500	40,600	71.4	2,897,000	42
Soybeans.....(bu.)	18,000	17,900	29.6	530,000	40
Sunflower.....(lbs)					
Wheat, All.....(bu.)	24,500	24,400	39.1	955,000	43
Wheat, Spring.....(bu.)	12,700	12,600	43.2	544,000	31
Wheat, Winter.....(bu.)	11,800	11,800	34.8	411,000	34
Oats.....(bu.)	3,600	2,800	86.1	241,000	19
Hay, All.....(tons)		41,000	2.05	84,200	42
Hay, Alfalfa.....(tons)		22,000	2.45	54,000	44

Livestock - Jan 1, 2006		Number	Rank
All Cattle.....		40,000	44
Beef Cows.....		21,000	34
Milk Cows.....			



JONES

2000 Census Population 1,193
 Land Area (acres) 621,209

Census - 2002	Number	Rank
Number of Farms	163	65
Land in Farms(acres)	516,489	35
Total Cropland.....(acres)	190,525	57
Average Size Farm(acres)	3,169	14

Cash Receipts - 2004				Dollars	Rank
Crops.....				8,315,000	55
Livestock				18,260,000	60
Government Payments.....				2,662,000	56
Total Receipts				26,575,000	60

Crops - 2005	Planted Acres	Harvested Acres	Yield	Production	Rank
Corn, Grain.....(bu.)	6,500	4,100	66.1	271,000	54
Soybeans(bu.)					
Sunflower(lbs)	7,900	7,500	1,205.0	9,036,000	20
Wheat, All.....(bu.)					
Wheat, Spring(bu.)	10,300	10,200	34.2	349,000	35
Wheat, Winter(bu.)	42,100	40,400	39.7	1,605,000	14
Oats.....(bu.)	5,000	2,300	69.1	159,000	31
Hay, All.....(tons)		103,000	1.52	156,900	15
Hay, Alfalfa.....(tons)		48,000	1.61	77,100	29

Livestock - Jan 1, 2006				Number	Rank
All Cattle.....				50,000	38
Beef Cows.....				21,000	34
Milk Cows.....					



KINGSBURY

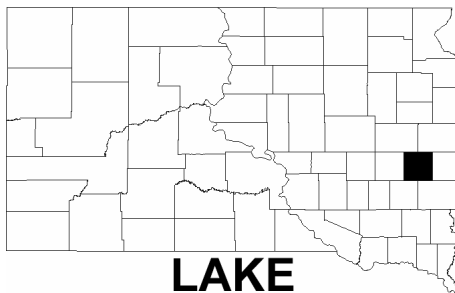
2000 Census Population 5,815
 Land Area (acres) 536,592

Census - 2002	Number	Rank
Number of Farms	599	19
Land in Farms(acres)	518,642	34
Total Cropland.....(acres)	425,502	12
Average Size Farm(acres)	866	43

Cash Receipts - 2004				Dollars	Rank
Crops.....				65,059,000	10
Livestock				42,993,000	28
Government Payments.....				9,022,000	12
Total Receipts				108,052,000	16

Crops - 2005	Planted Acres	Harvested Acres	Yield	Production	Rank
Corn, Grain.....(bu.)	122,000	109,800	117.8	12,932,000	11
Soybeans(bu.)	134,000	133,100	38.2	5,084,000	7
Sunflower(lbs)					
Wheat, All.....(bu.)	40,200	38,900	48.2	1,875,000	30
Wheat, Spring(bu.)	19,500	19,500	47.0	917,000	24
Wheat, Winter(bu.)	20,700	19,400	49.4	958,000	25
Oats.....(bu.)	4,000	3,000	85.0	255,000	17
Hay, All.....(tons)		40,000	2.57	102,600	31
Hay, Alfalfa.....(tons)		35,000	2.69	94,200	16

Livestock - Jan 1, 2006				Number	Rank
All Cattle.....				64,000	21
Beef Cows.....				24,000	30
Milk Cows.....				500	29



LAKE

2000 Census Population 11,276
 Land Area (acres) 360,491

Census - 2002	Number	Rank
Number of Farms	513	29
Land in Farms(acres)	325,134	56
Total Cropland.....(acres)	262,941	37
Average Size Farm(acres)	634	52

Cash Receipts - 2004				Dollars	Rank
Crops.....				53,985,000	19
Livestock				43,272,000	27
Government Payments.....				7,400,000	23
Total Receipts				97,257,000	21

Crops - 2005	Planted Acres	Harvested Acres	Yield	Production	Rank
Corn, Grain.....(bu.)	119,000	110,900	150.8	16,719,000	10
Soybeans(bu.)	101,000	100,200	44.7	4,475,000	12
Sunflower(lbs)					
Wheat, All.....(bu.)	3,800	3,800	44.5	169,000	58
Wheat, Spring(bu.)	1,900	1,900	44.2	84,000	51
Wheat, Winter(bu.)	1,900	1,900	44.7	85,000	55
Oats.....(bu.)	2,000	1,500	77.3	116,000	40
Hay, All.....(tons)		17,000	3.82	64,900	51
Hay, Alfalfa.....(tons)		14,000	4.22	59,100	40

Livestock - Jan 1, 2006				Number	Rank
All Cattle.....				35,000	53
Beef Cows.....				14,000	53
Milk Cows.....					

128 COUNTY PROFILES



LAWRENCE

2000 Census Population 21,802
 Land Area.....(acres) 512,039

Census - 2002	Number	Rank
Number of Farms.....	239	56
Land in Farms (acres)	140,703	66
Total Cropland..... (acres)	40,492	66
Average Size Farm..... (acres)	589	55

Cash Receipts - 2004		Dollars	Rank
Crops.....		1,473,000	64
Livestock.....		10,780,000	65
Government Payments.....		196,000	66
Total Receipts.....		12,253,000	65

Crops - 2005	Planted Acres	Harvested Acres	Yield	Production	Rank
Corn, Grain.....(bu.)	500				
Soybeans.....(bu.)					
Sunflower.....(lbs)					
Wheat, All.....(bu.)					
Wheat, Spring.....(bu.)					
Wheat, Winter.....(bu.)					
Oats.....(bu.)					
Hay, All.....(tons)		34,000	1.18	40,000	60
Hay, Alfalfa.....(tons)		24,000	1.30	31,200	57

Livestock - Jan 1, 2006		Number	Rank
All Cattle.....		19,000	65
Beef Cows.....		8,000	64
Milk Cows.....			



LINCOLN

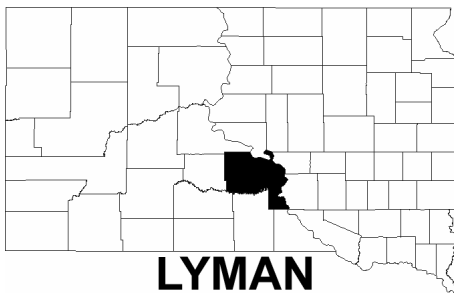
2000 Census Population 24,131
 Land Area.....(acres) 370,009

Census - 2002	Number	Rank
Number of Farms.....	841	6
Land in Farms (acres)	309,552	57
Total Cropland..... (acres)	277,014	32
Average Size Farm..... (acres)	368	65

Cash Receipts - 2004		Dollars	Rank
Crops.....		82,147,000	3
Livestock.....		52,141,000	22
Government Payments.....		10,136,000	9
Total Receipts.....		134,288,000	8

Crops - 2005	Planted Acres	Harvested Acres	Yield	Production	Rank
Corn, Grain.....(bu.)	142,000	136,800	147.4	20,170,000	5
Soybeans.....(bu.)	118,000	117,200	43.6	5,113,000	5
Sunflower.....(lbs)					
Wheat, All.....(bu.)					
Wheat, Spring.....(bu.)	1,000	1,000	51.0	51,000	58
Wheat, Winter.....(bu.)					
Oats.....(bu.)	1,500	1,200	65.8	79,000	49
Hay, All.....(tons)		14,000	3.64	51,000	55
Hay, Alfalfa.....(tons)		12,000	3.98	47,700	48

Livestock - Jan 1, 2006		Number	Rank
All Cattle.....		30,000	61
Beef Cows.....		11,000	60
Milk Cows.....		600	27



LYMAN

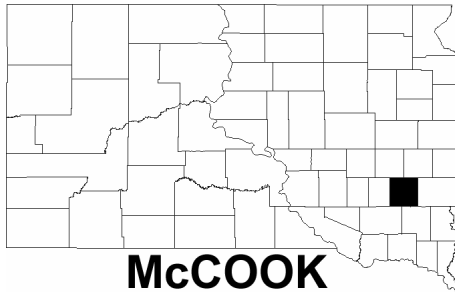
2000 Census Population 3,895
 Land Area.....(acres) 1,049,653

Census - 2002	Number	Rank
Number of Farms.....	420	34
Land in Farms (acres)	885,332	17
Total Cropland..... (acres)	392,333	14
Average Size Farm..... (acres)	2,108	19

Cash Receipts - 2004		Dollars	Rank
Crops.....		26,064,000	36
Livestock.....		25,099,000	48
Government Payments.....		7,619,000	21
Total Receipts.....		51,163,000	46

Crops - 2005	Planted Acres	Harvested Acres	Yield	Production	Rank
Corn, Grain.....(bu.)	30,500	25,200	63.5	1,601,000	45
Soybeans.....(bu.)	1,100	1,100	54.5	60,000	47
Sunflower.....(lbs)	34,400	33,400	1,288.0	43,018,000	7
Wheat, All.....(bu.)	122,200	116,400	45.6	5,304,000	6
Wheat, Spring.....(bu.)	25,500	25,400	38.3	972,000	22
Wheat, Winter.....(bu.)	96,700	91,000	47.6	4,332,000	3
Oats.....(bu.)	5,000	1,800	86.1	155,000	32
Hay, All.....(tons)		97,000	1.31	127,100	21
Hay, Alfalfa.....(tons)		32,000	1.58	50,400	47

Livestock - Jan 1, 2006		Number	Rank
All Cattle.....		60,000	25
Beef Cows.....		29,000	23
Milk Cows.....			



McCOOK

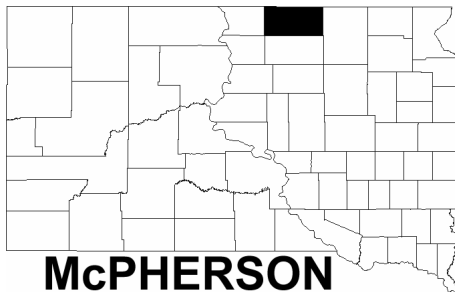
2000 Census Population 5,832
 Land Area (acres) 367,721

Census - 2002	Number	Rank
Number of Farms	539	25
Land in Farms(acres)	345,010	51
Total Cropland.....(acres)	284,027	31
Average Size Farm(acres)	640	50

Cash Receipts - 2004				Dollars	Rank
Crops.....				56,941,000	15
Livestock				35,948,000	36
Government Payments.....				7,909,000	18
Total Receipts				92,889,000	23

Crops - 2005	Planted Acres	Harvested Acres	Yield	Production	Rank
Corn, Grain.....(bu.)	125,000	115,100	98.5	11,340,000	18
Soybeans(bu.)	102,000	101,200	34.6	3,504,000	18
Sunflower(lbs)					
Wheat, All.....(bu.)	2,200	2,200	38.6	85,000	62
Wheat, Spring(bu.)	1,000	1,000	41.0	41,000	61
Wheat, Winter(bu.)	1,200	1,200	36.7	44,000	60
Oats.....(bu.)	3,000	2,300	91.7	211,000	20
Hay, All.....(tons)		15,000	3.28	49,200	56
Hay, Alfalfa.....(tons)		12,000	3.53	42,300	51

Livestock - Jan 1, 2006		Number	Rank
All Cattle.....		36,000	52
Beef Cows.....		15,000	51
Milk Cows.....		1,400	15



McPHERSON

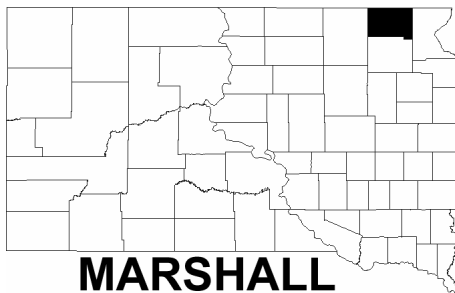
2000 Census Population 2,904
 Land Area (acres) 727,689

Census - 2002	Number	Rank
Number of Farms	413	35
Land in Farms(acres)	536,730	29
Total Cropland.....(acres)	289,954	28
Average Size Farm(acres)	1,300	32

Cash Receipts - 2004				Dollars	Rank
Crops.....				20,950,000	41
Livestock				68,338,000	10
Government Payments.....				4,366,000	40
Total Receipts				89,288,000	27

Crops - 2005	Planted Acres	Harvested Acres	Yield	Production	Rank
Corn, Grain.....(bu.)	43,000	29,700	110.5	3,283,000	41
Soybeans(bu.)	32,000	32,000	32.5	1,041,000	36
Sunflower(lbs)	20,100	19,700	1,971.0	38,838,000	8
Wheat, All.....(bu.)					
Wheat, Spring(bu.)	43,300	39,600	38.4	1,520,000	18
Wheat, Winter(bu.)	6,400	6,400	40.0	256,000	46
Oats.....(bu.)	10,500	7,000	62.0	434,000	7
Hay, All.....(tons)		122,000	2.18	266,200	3
Hay, Alfalfa.....(tons)		76,000	2.48	188,200	4

Livestock - Jan 1, 2006		Number	Rank
All Cattle.....		84,000	8
Beef Cows.....		31,000	20
Milk Cows.....		700	24



MARSHALL

2000 Census Population 4,576
 Land Area (acres) 536,888

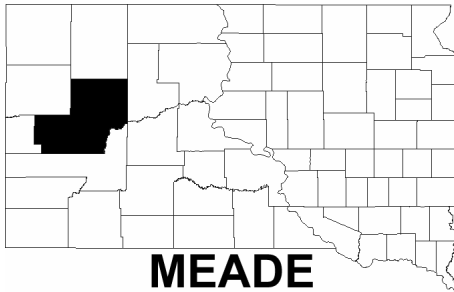
Census - 2002	Number	Rank
Number of Farms	529	27
Land in Farms(acres)	524,688	33
Total Cropland.....(acres)	339,758	21
Average Size Farm(acres)	992	38

Cash Receipts - 2004				Dollars	Rank
Crops.....				41,574,000	26
Livestock				74,129,000	6
Government Payments.....				8,489,000	15
Total Receipts				115,703,000	12

Crops - 2005	Planted Acres	Harvested Acres	Yield	Production	Rank
Corn, Grain.....(bu.)	87,000	69,500	133.7	9,295,000	22
Soybeans(bu.)	89,000	83,700	37.0	3,099,000	22
Sunflower(lbs)					
Wheat, All.....(bu.)					
Wheat, Spring(bu.)	25,700	24,300	43.5	1,058,000	21
Wheat, Winter(bu.)					
Oats.....(bu.)	1,800	700	67.1	47,000	57
Hay, All.....(tons)		39,000	2.42	94,500	37
Hay, Alfalfa.....(tons)		26,000	2.82	73,200	33

Livestock - Jan 1, 2006		Number	Rank
All Cattle.....		75,000	13
Beef Cows.....		21,000	34
Milk Cows.....			

130 COUNTY PROFILES

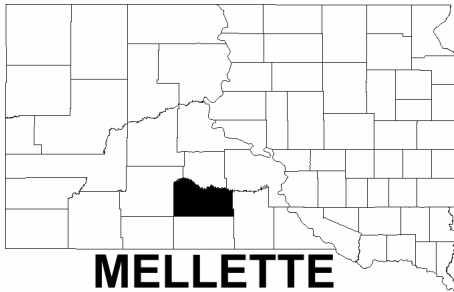


MEADE

2000 Census Population 24,253
 Land Area.....(acres) 2,221,341

Census - 2002	Number	Rank
Number of Farms.....	895	5
Land in Farms (acres)	2,228,839	1
Total Cropland..... (acres)	538,202	4
Average Size Farm..... (acres)	2,490	18

Cash Receipts - 2004				Dollars	Rank
Crops.....				10,957,000	53
Livestock.....				52,347,000	20
Government Payments.....				4,611,000	37
Total Receipts.....				63,304,000	37
Crops - 2005	Planted Acres	Harvested Acres	Yield	Production	Rank
Corn, Grain.....(bu.)	2,800	1,400	86.4	121,000	58
Soybeans.....(bu.)					
Sunflower.....(lbs)					
Wheat, All.....(bu.)	74,400	58,500	28.9	1,689,000	32
Wheat, Spring.....(bu.)	20,500	17,100	22.0	376,000	34
Wheat, Winter.....(bu.)	53,900	41,400	31.7	1,313,000	17
Oats.....(bu.)	13,500	2,600	42.3	110,000	43
Hay, All.....(tons)		247,000	1.35	333,400	2
Hay, Alfalfa.....(tons)		190,000	1.39	263,600	1
Livestock - Jan 1, 2006				Number	Rank
All Cattle.....				117,000	3
Beef Cows.....				78,000	1
Milk Cows.....					

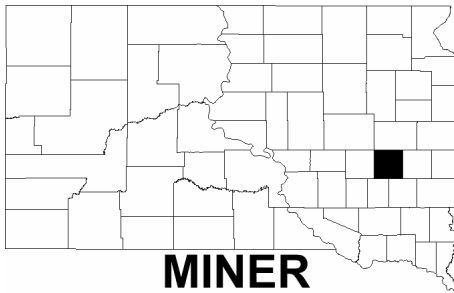


MELLETTTE

2000 Census Population 2,083
 Land Area.....(acres) 836,232

Census - 2002	Number	Rank
Number of Farms.....	200	61
Land in Farms (acres)	660,456	23
Total Cropland..... (acres)	124,681	63
Average Size Farm..... (acres)	3,302	13

Cash Receipts - 2004				Dollars	Rank
Crops.....				4,311,000	60
Livestock.....				20,482,000	57
Government Payments.....				1,352,000	62
Total Receipts.....				24,793,000	63
Crops - 2005	Planted Acres	Harvested Acres	Yield	Production	Rank
Corn, Grain.....(bu.)	6,500	4,300	24.2	104,000	60
Soybeans.....(bu.)					
Sunflower.....(lbs)					
Wheat, All.....(bu.)	26,200	23,800	35.7	850,000	44
Wheat, Spring.....(bu.)	6,700	5,300	22.3	118,000	46
Wheat, Winter.....(bu.)	19,500	18,500	39.6	732,000	27
Oats.....(bu.)	5,500	1,400	35.7	50,000	56
Hay, All.....(tons)		57,000	1.60	91,000	38
Hay, Alfalfa.....(tons)		41,000	1.60	65,400	38
Livestock - Jan 1, 2006				Number	Rank
All Cattle.....				52,000	34
Beef Cows.....				32,000	18
Milk Cows.....					



MINER

2000 Census Population 2,884
 Land Area.....(acres) 365,042

Census - 2002	Number	Rank
Number of Farms.....	370	40
Land in Farms (acres)	291,066	59
Total Cropland..... (acres)	209,719	54
Average Size Farm..... (acres)	787	44

Cash Receipts - 2004				Dollars	Rank
Crops.....				27,439,000	33
Livestock.....				29,102,000	44
Government Payments.....				4,748,000	34
Total Receipts.....				56,541,000	42
Crops - 2005	Planted Acres	Harvested Acres	Yield	Production	Rank
Corn, Grain.....(bu.)	71,000	65,500	109.5	7,175,000	27
Soybeans.....(bu.)	61,000	59,000	33.5	1,978,000	29
Sunflower.....(lbs)					
Wheat, All.....(bu.)	18,000	17,800	40.8	727,000	47
Wheat, Spring.....(bu.)	5,800	5,800	39.8	231,000	39
Wheat, Winter.....(bu.)	12,200	12,000	41.3	496,000	31
Oats.....(bu.)	2,500	2,100	83.3	175,000	27
Hay, All.....(tons)		26,000	2.17	56,400	54
Hay, Alfalfa.....(tons)		17,000	2.51	42,600	50
Livestock - Jan 1, 2006				Number	Rank
All Cattle.....				40,000	44
Beef Cows.....				20,000	39
Milk Cows.....				700	24



MINNEHAHA

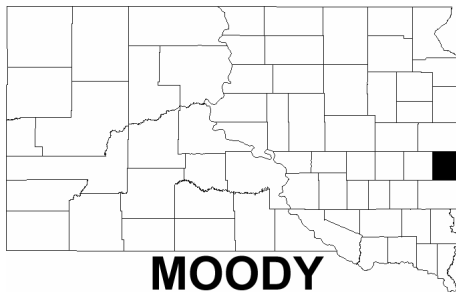
2000 Census Population 148,281
 Land Area (acres) 517,873

Census - 2002	Number	Rank
Number of Farms	1,209	1
Land in Farms(acres)	421,946	41
Total Cropland.....(acres)	364,807	19
Average Size Farm(acres)	349	66

Cash Receipts - 2004				Dollars	Rank
Crops.....				81,829,000	4
Livestock				63,885,000	12
Government Payments.....				10,463,000	8
Total Receipts				145,714,000	5

Crops - 2005	Planted Acres	Harvested Acres	Yield	Production	Rank
Corn, Grain.....(bu.)	164,000	148,200	157.6	23,353,000	2
Soybeans(bu.)	134,000	133,900	48.0	6,423,000	3
Sunflower(lbs)					
Wheat, All.....(bu.)					
Wheat, Spring(bu.)	800	800	41.3	33,000	62
Wheat, Winter(bu.)					
Oats.....(bu.)	3,400	2,300	75.7	174,000	28
Hay, All.....(tons)		34,000	3.69	125,300	23
Hay, Alfalfa.....(tons)		27,000	4.16	112,200	14

Livestock - Jan 1, 2006				Number	Rank
All Cattle.....				64,000	21
Beef Cows.....				23,000	31
Milk Cows.....				4,800	5



MOODY

2000 Census Population 6,595
 Land Area (acres) 332,611

Census - 2002	Number	Rank
Number of Farms	580	23
Land in Farms(acres)	282,751	61
Total Cropland.....(acres)	237,146	42
Average Size Farm(acres)	488	62

Cash Receipts - 2004				Dollars	Rank
Crops.....				55,829,000	18
Livestock				38,592,000	32
Government Payments.....				9,348,000	11
Total Receipts				94,421,000	22

Crops - 2005	Planted Acres	Harvested Acres	Yield	Production	Rank
Corn, Grain.....(bu.)	128,000	120,900	172.1	20,807,000	4
Soybeans(bu.)	84,000	83,100	49.7	4,128,000	14
Sunflower(lbs)					
Wheat, All.....(bu.)					
Wheat, Spring(bu.)	2,000	1,900	41.1	78,000	53
Wheat, Winter(bu.)					
Oats.....(bu.)	1,400	800	65.0	52,000	55
Hay, All.....(tons)		19,000	3.56	67,600	47
Hay, Alfalfa.....(tons)		13,000	4.34	56,400	41

Livestock - Jan 1, 2006				Number	Rank
All Cattle.....				32,000	59
Beef Cows.....				10,000	62
Milk Cows.....				1,900	11



PENNINGTON

2000 Census Population 88,565
 Land Area (acres) 1,776,877

Census - 2002	Number	Rank
Number of Farms	696	12
Land in Farms(acres)	1,209,981	9
Total Cropland.....(acres)	331,782	23
Average Size Farm(acres)	1,738	25

Cash Receipts - 2004				Dollars	Rank
Crops.....				11,886,000	51
Livestock				37,415,000	34
Government Payments.....				2,695,000	55
Total Receipts				49,301,000	47

Crops - 2005	Planted Acres	Harvested Acres	Yield	Production	Rank
Corn, Grain.....(bu.)	3,000	1,800	30.6	55,000	63
Soybeans(bu.)					
Sunflower(lbs)					
Wheat, All.....(bu.)	69,500	66,800	37.1	2,475,000	19
Wheat, Spring(bu.)	17,400	16,300	17.4	284,000	37
Wheat, Winter(bu.)	52,100	50,500	43.4	2,191,000	10
Oats.....(bu.)	4,500	1,000	37.0	37,000	58
Hay, All.....(tons)		87,000	1.14	98,800	34
Hay, Alfalfa.....(tons)		70,000	1.18	82,600	22

Livestock - Jan 1, 2006				Number	Rank
All Cattle.....				64,000	21
Beef Cows.....				33,000	16
Milk Cows.....				600	27

132 COUNTY PROFILES

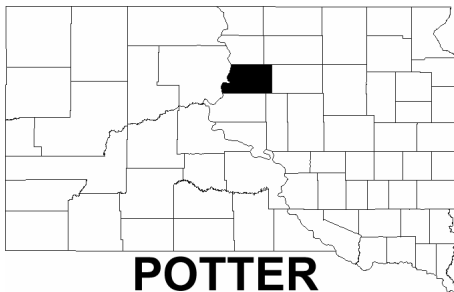


PERKINS

2000 Census Population 3,363
 Land Area.....(acres) 1,837,925

Census - 2002	Number	Rank
Number of Farms.....	452	32
Land in Farms (acres)	1,781,628	2
Total Cropland..... (acres)	490,711	8
Average Size Farm..... (acres)	3,942	7

Cash Receipts - 2004				Dollars	Rank
Crops.....				12,421,000	49
Livestock.....				48,504,000	25
Government Payments.....				5,629,000	33
Total Receipts.....				60,925,000	40
Crops - 2005	Planted Acres	Harvested Acres	Yield	Production	Rank
Corn, Grain.....(bu.)	17,300	6,200	65.0	403,000	53
Soybeans.....(bu.)					
Sunflower.....(lbs)					
Wheat, All.....(bu.)	111,400	86,900	23.8	2,064,000	27
Wheat, Spring.....(bu.)	77,500	60,700	19.8	1,201,000	20
Wheat, Winter.....(bu.)	25,700	18,400	38.7	712,000	28
Oats.....(bu.)	32,500	6,100	41.8	255,000	17
Hay, All.....(tons)		142,000	1.20	170,300	10
Hay, Alfalfa.....(tons)		86,000	1.05	90,700	19
Livestock - Jan 1, 2006				Number	Rank
All Cattle.....				88,000	6
Beef Cows.....				56,000	3
Milk Cows.....					

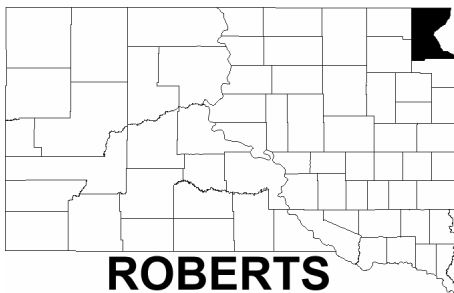


POTTER

2000 Census Population 2,693
 Land Area.....(acres) 554,579

Census - 2002	Number	Rank
Number of Farms.....	256	54
Land in Farms (acres)	452,912	38
Total Cropland..... (acres)	313,534	26
Average Size Farm..... (acres)	1,769	24

Cash Receipts - 2004				Dollars	Rank
Crops.....				59,718,000	13
Livestock.....				26,142,000	47
Government Payments.....				6,065,000	29
Total Receipts.....				85,860,000	28
Crops - 2005	Planted Acres	Harvested Acres	Yield	Production	Rank
Corn, Grain.....(bu.)	67,000	59,500	100.2	5,962,000	31
Soybeans.....(bu.)	44,000	43,500	24.6	1,068,000	35
Sunflower.....(lbs)	45,800	44,600	2,016.0	89,912,000	2
Wheat, All.....(bu.)	137,300	134,900	42.2	5,691,000	3
Wheat, Spring.....(bu.)	76,300	76,000	41.3	3,142,000	9
Wheat, Winter.....(bu.)	61,000	58,900	43.3	2,549,000	8
Oats.....(bu.)	8,000	5,900	91.7	541,000	4
Hay, All.....(tons)		26,000	1.54	40,000	60
Hay, Alfalfa.....(tons)		10,000	1.72	17,200	62
Livestock - Jan 1, 2006				Number	Rank
All Cattle.....				38,000	49
Beef Cows.....				18,000	44
Milk Cows.....					

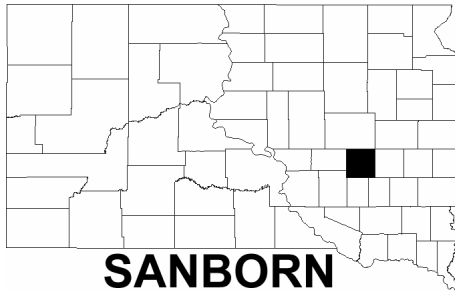


ROBERTS

2000 Census Population 10,016
 Land Area.....(acres) 704,856

Census - 2002	Number	Rank
Number of Farms.....	936	4
Land in Farms (acres)	592,893	25
Total Cropland..... (acres)	449,241	11
Average Size Farm..... (acres)	633	53

Cash Receipts - 2004				Dollars	Rank
Crops.....				70,978,000	7
Livestock.....				46,669,000	26
Government Payments.....				12,130,000	3
Total Receipts.....				117,647,000	11
Crops - 2005	Planted Acres	Harvested Acres	Yield	Production	Rank
Corn, Grain.....(bu.)	88,500	81,000	159.5	12,921,000	12
Soybeans.....(bu.)	145,000	142,800	41.2	5,889,000	4
Sunflower.....(lbs)					
Wheat, All.....(bu.)	75,500	75,300	45.7	3,443,000	15
Wheat, Spring.....(bu.)	75,000	74,800	45.7	3,420,000	6
Wheat, Winter.....(bu.)					
Oats.....(bu.)	1,600	1,100	60.9	67,000	52
Hay, All.....(tons)		68,000	2.47	168,000	12
Hay, Alfalfa.....(tons)		39,000	3.34	130,300	11
Livestock - Jan 1, 2006				Number	Rank
All Cattle.....				49,000	40
Beef Cows.....				19,000	40
Milk Cows.....				1,900	11



SANBORN

2000 Census Population 2,675
 Land Area (acres) 364,192

Census - 2002	Number	Rank
Number of Farms	394	37
Land in Farms(acres)	380,039	45
Total Cropland.....(acres)	263,717	36
Average Size Farm(acres)	965	40

Cash Receipts - 2004				Dollars	Rank
Crops.....				26,816,000	34
Livestock				35,983,000	35
Government Payments.....				4,224,000	45
Total Receipts				62,799,000	38

Crops - 2005	Planted Acres	Harvested Acres	Yield	Production	Rank
Corn, Grain.....(bu.)	64,500	55,700	89.4	4,980,000	33
Soybeans(bu.)	46,000	45,700	30.1	1,375,000	33
Sunflower(lbs)					
Wheat, All.....(bu.)	7,200	7,100	59.6	423,000	51
Wheat, Spring(bu.)	2,900	2,900	56.2	163,000	43
Wheat, Winter(bu.)	4,300	4,200	61.9	260,000	45
Oats.....(bu.)	3,200	1,400	71.4	100,000	46
Hay, All.....(tons)		58,000	1.93	112,100	25
Hay, Alfalfa.....(tons)		36,000	2.22	79,900	26

Livestock - Jan 1, 2006				Number	Rank
All Cattle.....				56,000	32
Beef Cows.....				27,000	26
Milk Cows.....					



SHANNON

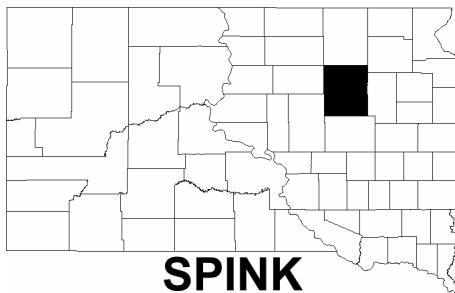
2000 Census Population 12,466
 Land Area (acres) 1,340,131

Census - 2002	Number	Rank
Number of Farms	200	61
Land in Farms(acres)	1,266,655	6
Total Cropland.....(acres)	164,004	61
Average Size Farm(acres)	6,333	2

Cash Receipts - 2004				Dollars	Rank
Crops.....				974,000	66
Livestock				13,145,000	63
Government Payments.....				1,423,000	60
Total Receipts				14,119,000	64

Crops - 2005	Planted Acres	Harvested Acres	Yield	Production	Rank
Corn, Grain.....(bu.)	2,300	1,800	75.0	135,000	57
Soybeans(bu.)					
Sunflower(lbs)					
Wheat, All.....(bu.)	28,300	28,300	38.2	1,080,000	41
Wheat, Spring(bu.)	4,000	4,000	21.8	87,000	50
Wheat, Winter(bu.)	24,300	24,300	40.9	993,000	23
Oats.....(bu.)	1,500	1,300	43.1	56,000	54
Hay, All.....(tons)		27,000	1.56	42,000	58
Hay, Alfalfa.....(tons)		10,000	1.83	18,300	60

Livestock - Jan 1, 2006				Number	Rank
All Cattle.....				35,000	53
Beef Cows.....				21,000	34
Milk Cows.....					



SPINK

2000 Census Population 7,454
 Land Area (acres) 962,551

Census - 2002	Number	Rank
Number of Farms	682	15
Land in Farms(acres)	911,373	16
Total Cropland.....(acres)	721,591	2
Average Size Farm(acres)	1,336	30

Cash Receipts - 2004				Dollars	Rank
Crops.....				127,191,000	2
Livestock				62,558,000	15
Government Payments.....				16,908,000	2
Total Receipts				189,749,000	2

Crops - 2005	Planted Acres	Harvested Acres	Yield	Production	Rank
Corn, Grain.....(bu.)	192,000	179,500	128.4	23,043,000	3
Soybeans(bu.)	257,000	254,200	34.6	8,788,000	2
Sunflower(lbs)					
Wheat, All.....(bu.)	131,500	130,000	48.6	6,314,000	2
Wheat, Spring(bu.)	106,200	106,100	50.3	5,333,000	1
Wheat, Winter(bu.)	25,300	23,900	41.0	981,000	24
Oats.....(bu.)	1,700	800	76.3	61,000	53
Hay, All.....(tons)		65,000	2.59	168,300	11
Hay, Alfalfa.....(tons)		42,000	3.35	140,500	7

Livestock - Jan 1, 2006				Number	Rank
All Cattle.....				83,000	9
Beef Cows.....				32,000	18
Milk Cows.....				500	29

134 COUNTY PROFILES



STANLEY

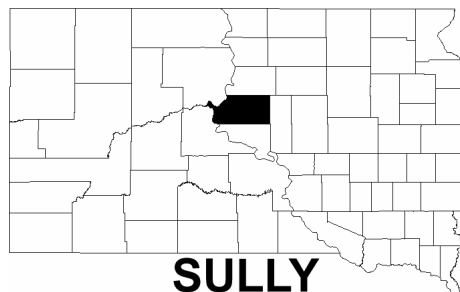
2000 Census Population 2,772
 Land Area.....(acres) 923,760

Census - 2002	Number	Rank
Number of Farms.....	166	64
Land in Farms (acres)	866,345	19
Total Cropland..... (acres)	222,841	50
Average Size Farm..... (acres)	5,219	3

Cash Receipts - 2004		Dollars	Rank
Crops.....		11,790,000	52
Livestock.....		13,538,000	62
Government Payments.....		4,100,000	46
Total Receipts.....		25,328,000	62

Crops - 2005	Planted Acres	Harvested Acres	Yield	Production	Rank
Corn, Grain.....(bu.)	2,900	2,500	71.2	178,000	55
Soybeans.....(bu.)	3,700	3,700	11.6	43,000	49
Sunflower.....(lbs)					
Wheat, All.....(bu.)	115,300	106,700	32.6	3,479,000	14
Wheat, Spring.....(bu.)	32,600	28,200	22.0	621,000	30
Wheat, Winter.....(bu.)	82,700	78,500	36.4	2,858,000	6
Oats.....(bu.)					
Hay, All.....(tons)		52,000	1.26	65,700	50
Hay, Alfalfa.....(tons)		16,000	1.46	23,400	58

Livestock - Jan 1, 2006		Number	Rank
All Cattle.....		34,000	56
Beef Cows.....		19,000	40
Milk Cows.....			



SULLY

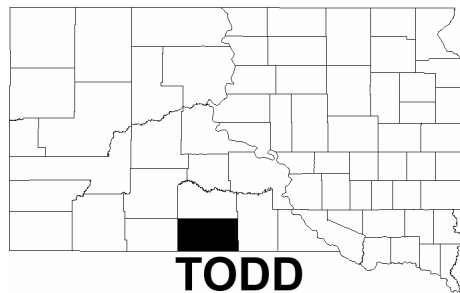
2000 Census Population 1,556
 Land Area.....(acres) 644,453

Census - 2002	Number	Rank
Number of Farms.....	228	58
Land in Farms (acres)	573,429	28
Total Cropland..... (acres)	456,324	10
Average Size Farm..... (acres)	2,515	16

Cash Receipts - 2004		Dollars	Rank
Crops.....		80,518,000	5
Livestock.....		22,146,000	54
Government Payments.....		7,506,000	22
Total Receipts.....		102,664,000	18

Crops - 2005	Planted Acres	Harvested Acres	Yield	Production	Rank
Corn, Grain.....(bu.)	69,500	65,300	80.4	5,252,000	32
Soybeans.....(bu.)	17,000	16,500	24.8	409,000	41
Sunflower.....(lbs)	104,200	102,000	1,716.0	175,043,000	1
Wheat, All.....(bu.)	228,800	228,500	44.0	10,056,000	1
Wheat, Spring.....(bu.)	99,100	99,000	38.8	3,840,000	3
Wheat, Winter.....(bu.)	129,700	129,500	48.0	6,216,000	1
Oats.....(bu.)	3,000	2,300	71.7	165,000	30
Hay, All.....(tons)		26,000	1.28	33,400	64
Hay, Alfalfa.....(tons)		5,000	1.52	7,600	66

Livestock - Jan 1, 2006		Number	Rank
All Cattle.....		38,000	49
Beef Cows.....		12,000	57
Milk Cows.....			



TODD

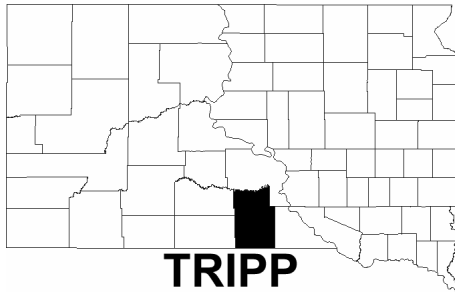
2000 Census Population 9,050

Census - 2002	Number	Rank
Number of Farms.....	249	55
Land in Farms (acres)	916,619	15
Total Cropland..... (acres)	186,730	59
Average Size Farm..... (acres)	3,681	11

Cash Receipts - 2004		Dollars	Rank
Crops.....		4,201,000	61
Livestock.....		22,285,000	52
Government Payments.....		803,000	64
Total Receipts.....		26,486,000	61

Crops - 2005	Planted Acres	Harvested Acres	Yield	Production	Rank
Corn, Grain.....(bu.)	9,000	8,200	118.0	968,000	47
Soybeans.....(bu.)	1,200	1,200	31.7	38,000	50
Sunflower.....(lbs)					
Wheat, All.....(bu.)					
Wheat, Spring.....(bu.)	2,100	2,000	30.5	61,000	55
Wheat, Winter.....(bu.)	4,700	4,600	47.0	216,000	48
Oats.....(bu.)	7,000	2,100	47.6	100,000	46
Hay, All.....(tons)		106,000	1.34	142,000	18
Hay, Alfalfa.....(tons)		50,000	1.49	74,400	30

Livestock - Jan 1, 2006		Number	Rank
All Cattle.....		57,000	30
Beef Cows.....		35,000	14
Milk Cows.....			



TRIPP

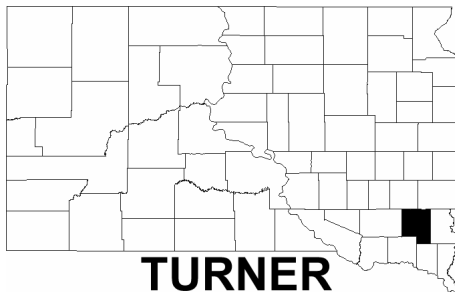
2000 Census Population 6,430
 Land Area (acres) 1,032,727

Census - 2002	Number	Rank
Number of Farms	666	16
Land in Farms(acres)	1,053,698	13
Total Cropland.....(acres)	502,863	7
Average Size Farm(acres)	1,582	26

Cash Receipts - 2004				Dollars	Rank
Crops.....				21,904,000	40
Livestock				76,925,000	5
Government Payments.....				6,268,000	27
Total Receipts				98,829,000	20

Crops - 2005	Planted Acres	Harvested Acres	Yield	Production	Rank
Corn, Grain.....(bu.)	74,500	60,700	55.6	3,377,000	40
Soybeans(bu.)	11,500	11,300	19.9	225,000	44
Sunflower(lbs)					
Wheat, All.....(bu.)	89,000	88,500	41.3	3,655,000	10
Wheat, Spring(bu.)	24,700	24,700	32.1	794,000	25
Wheat, Winter(bu.)	64,300	63,800	44.8	2,861,000	5
Oats.....(bu.)	15,500	9,600	82.2	789,000	1
Hay, All.....(tons)		218,000	1.77	385,700	1
Hay, Alfalfa.....(tons)		108,000	1.99	215,200	2

Livestock - Jan 1, 2006				Number	Rank
All Cattle.....				139,000	1
Beef Cows.....				69,000	2
Milk Cows.....				400	31



TURNER

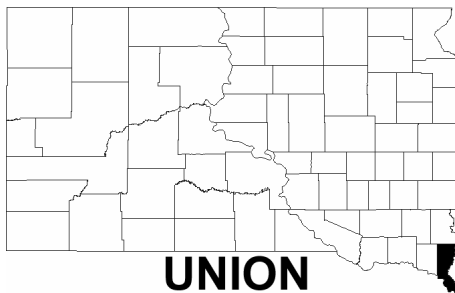
2000 Census Population 8,849
 Land Area (acres) 394,799

Census - 2002	Number	Rank
Number of Farms	713	10
Land in Farms(acres)	347,559	50
Total Cropland.....(acres)	303,874	27
Average Size Farm(acres)	487	63

Cash Receipts - 2004				Dollars	Rank
Crops.....				72,518,000	6
Livestock				68,567,000	9
Government Payments.....				10,561,000	7
Total Receipts				141,085,000	6

Crops - 2005	Planted Acres	Harvested Acres	Yield	Production	Rank
Corn, Grain.....(bu.)	151,000	139,000	121.4	16,876,000	9
Soybeans(bu.)	113,000	110,500	35.1	3,879,000	15
Sunflower(lbs)					
Wheat, All.....(bu.)	7,900	7,900	42.3	334,000	54
Wheat, Spring(bu.)	1,500	1,500	36.0	54,000	56
Wheat, Winter(bu.)	6,400	6,400	43.8	280,000	41
Oats.....(bu.)	2,500	1,900	72.6	138,000	36
Hay, All.....(tons)		26,000	3.28	85,300	41
Hay, Alfalfa.....(tons)		20,000	3.72	74,300	32

Livestock - Jan 1, 2006				Number	Rank
All Cattle.....				60,000	25
Beef Cows.....				16,000	47
Milk Cows.....				5,000	3



UNION

2000 Census Population 12,584
 Land Area (acres) 294,659

Census - 2002	Number	Rank
Number of Farms	522	28
Land in Farms(acres)	276,588	63
Total Cropland.....(acres)	249,576	40
Average Size Farm(acres)	530	59

Cash Receipts - 2004				Dollars	Rank
Crops.....				69,245,000	8
Livestock				62,828,000	13
Government Payments.....				7,639,000	20
Total Receipts				132,073,000	9

Crops - 2005	Planted Acres	Harvested Acres	Yield	Production	Rank
Corn, Grain.....(bu.)	127,000	122,600	163.0	19,982,000	6
Soybeans(bu.)	100,000	98,800	45.9	4,539,000	10
Sunflower(lbs)					
Wheat, All.....(bu.)					
Wheat, Spring(bu.)					
Wheat, Winter(bu.)					
Oats.....(bu.)	2,400	1,600	71.9	115,000	41
Hay, All.....(tons)		10,000	4.10	41,000	59
Hay, Alfalfa.....(tons)		9,000	4.22	38,000	53

Livestock - Jan 1, 2006				Number	Rank
All Cattle.....				35,000	53
Beef Cows.....				8,000	64
Milk Cows.....				800	22



WALWORTH

2000 Census Population 5,974
 Land Area.....(acres) 453,021

Census - 2002	Number	Rank
Number of Farms.....	299	47
Land in Farms (acres)	427,303	40
Total Cropland..... (acres)	233,229	44
Average Size Farm..... (acres)	1,429	28

Cash Receipts - 2004		Dollars	Rank
Crops.....		25,564,000	38
Livestock.....		18,982,000	58
Government Payments.....		4,307,000	43
Total Receipts.....		44,546,000	50

Crops - 2005	Planted Acres	Harvested Acres	Yield	Production	Rank
Corn, Grain.....(bu.)	38,500	34,100	117.4	4,003,000	36
Soybeans.....(bu.)	32,000	32,000	32.2	1,030,000	37
Sunflower.....(lbs)	22,700	22,200	2,310.0	51,276,000	4
Wheat, All.....(bu.)	73,500	73,400	40.2	2,951,000	18
Wheat, Spring.....(bu.)	63,600	63,500	39.9	2,532,000	10
Wheat, Winter.....(bu.)	9,900	9,900	42.3	419,000	33
Oats.....(bu.)	7,000	4,400	85.5	376,000	10
Hay, All.....(tons)		58,000	1.95	113,200	24
Hay, Alfalfa.....(tons)		26,000	2.10	54,500	42

Livestock - Jan 1, 2006		Number	Rank
All Cattle.....		33,000	58
Beef Cows.....		23,000	31
Milk Cows.....			



YANKTON

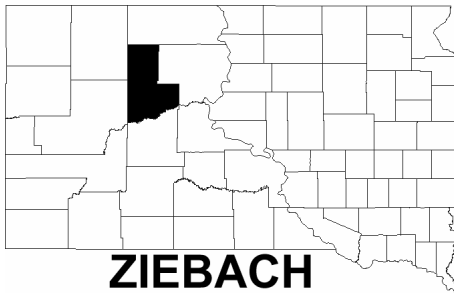
2000 Census Population 21,652
 Land Area.....(acres) 333,836

Census - 2002	Number	Rank
Number of Farms.....	690	14
Land in Farms (acres)	342,058	53
Total Cropland..... (acres)	288,927	30
Average Size Farm..... (acres)	496	61

Cash Receipts - 2004		Dollars	Rank
Crops.....		45,963,000	24
Livestock.....		38,327,000	33
Government Payments.....		5,881,000	31
Total Receipts.....		84,290,000	29

Crops - 2005	Planted Acres	Harvested Acres	Yield	Production	Rank
Corn, Grain.....(bu.)	85,000	75,800	110.2	8,353,000	25
Soybeans.....(bu.)	74,000	73,100	32.8	2,395,000	25
Sunflower.....(lbs)					
Wheat, All.....(bu.)	5,100	5,000	39.2	196,000	57
Wheat, Spring.....(bu.)	1,400	1,400	45.0	63,000	54
Wheat, Winter.....(bu.)	3,700	3,600	36.9	133,000	51
Oats.....(bu.)	2,300	1,600	76.9	123,000	39
Hay, All.....(tons)		32,000	3.28	105,100	29
Hay, Alfalfa.....(tons)		25,000	3.71	92,700	18

Livestock - Jan 1, 2006		Number	Rank
All Cattle.....		34,000	56
Beef Cows.....		12,000	57
Milk Cows.....			



ZIEBACH

2000 Census Population 2,519
 Land Area.....(acres) 1,255,994

Census - 2002	Number	Rank
Number of Farms.....	227	59
Land in Farms (acres)	1,172,918	11
Total Cropland..... (acres)	225,011	47
Average Size Farm..... (acres)	5,167	4

Cash Receipts - 2004		Dollars	Rank
Crops.....		13,732,000	47
Livestock.....		18,096,000	61
Government Payments.....		2,919,000	53
Total Receipts.....		31,828,000	56

Crops - 2005	Planted Acres	Harvested Acres	Yield	Production	Rank
Corn, Grain.....(bu.)	2,700	1,900	42.1	80,000	61
Soybeans.....(bu.)					
Sunflower.....(lbs)					
Wheat, All.....(bu.)	64,800	63,000	36.8	2,316,000	24
Wheat, Spring.....(bu.)	8,000	7,300	17.9	131,000	45
Wheat, Winter.....(bu.)	56,800	55,700	39.2	2,185,000	11
Oats.....(bu.)	10,500	3,100	47.1	146,000	33
Hay, All.....(tons)		62,000	1.42	88,100	40
Hay, Alfalfa.....(tons)		25,000	1.32	33,000	56

Livestock - Jan 1, 2006		Number	Rank
All Cattle.....		40,000	44
Beef Cows.....		31,000	20
Milk Cows.....			