



Quarterly Grain Stocks

Southern Plains Regional Field Office · Post Office Box 70, Austin, Texas 78767 · 800-626-3142 · www.nass.usda.gov

Cooperating with the Oklahoma Department of Agriculture, Food and Forestry and Texas Department of Agriculture

June 28, 2024

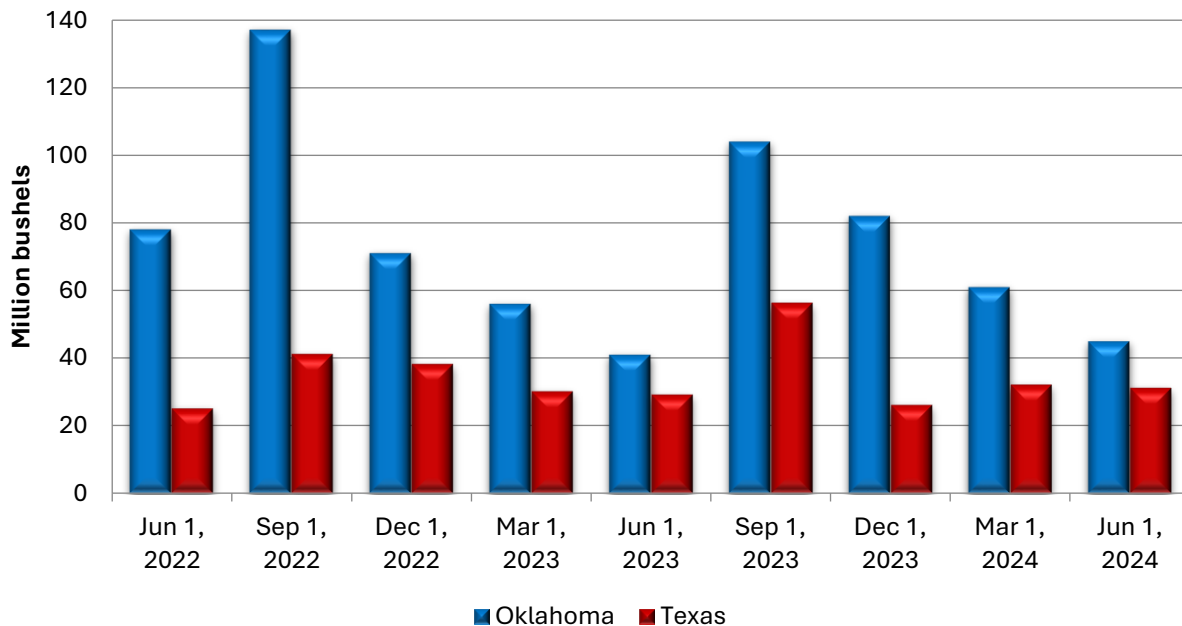
Contact: Aspen Dick or Kelly Jefferson

The grain stocks estimates in this report are based on surveys conducted during the first two weeks of June. Data provided by Oklahoma and Texas producers, as well as licensed grain storage facilities, are the foundation of the estimates made for the Southern Plains region. Separate surveys are conducted to obtain the on-farm and off-farm estimates. We would like to thank everyone who responded to the survey. Results from the next quarterly survey will be available on September 30, 2024.

Oklahoma stocks of wheat in all positions on June 1 totaled 45.5 million bushels, up 12 percent from the 2023 level of 40.5 million bushels. Off-farm wheat stocks, at 44.2 million bushels, were 13 percent higher than June 1, 2023.

Texas stocks of wheat in all positions on June 1, at 31.5 million bushels, were up 8 percent from the 2023 level of 29.1 million bushels. Off-farm wheat stocks, at 30.5 million bushels, were 7 percent higher than June 1, 2023.

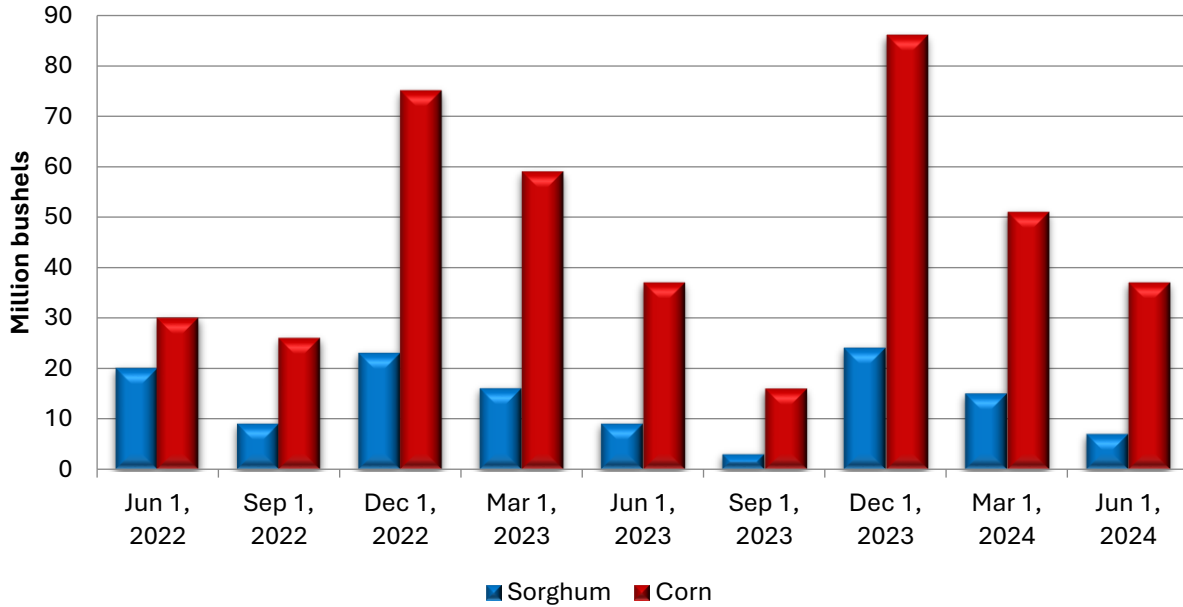
Quarterly Wheat Stocks All Positions



Texas off-farm sorghum stocks totaled 7.27 million bushels. On-farm stocks for sorghum totaled 500 thousand bushels on June 1, 2024.

Texas off-farm corn stocks, at 36.9 million bushels, were up 1 percent from last year. On-farm stocks for corn are not published for the state.

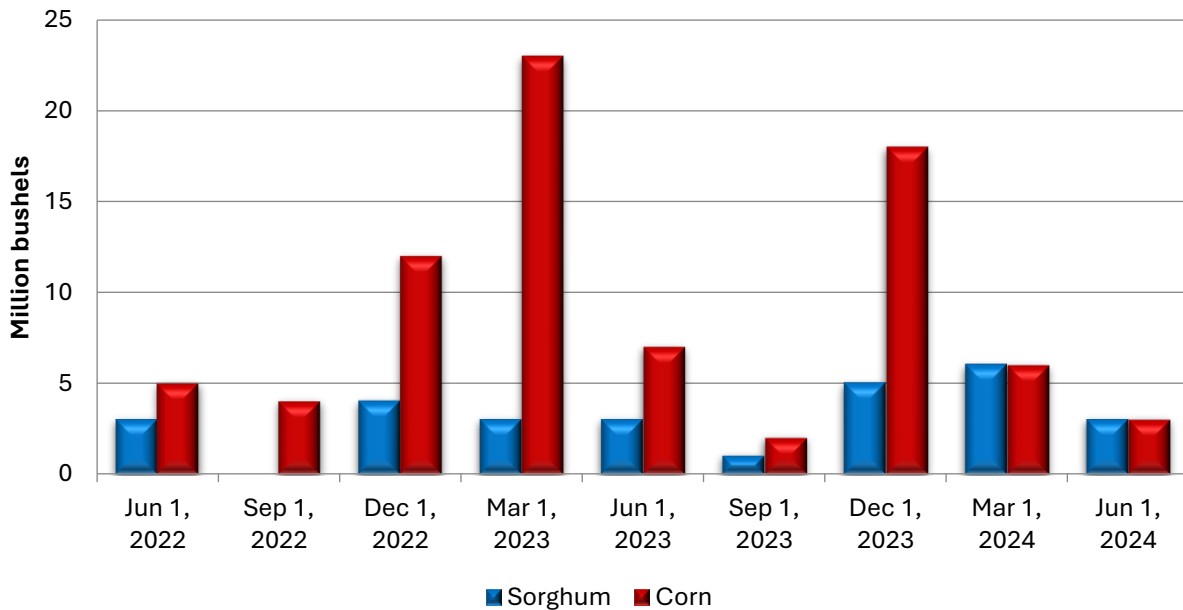
**Texas Quarterly Stocks
Sorghum and Corn, Off-farm**



Oklahoma off-farm sorghum stocks totaled 2.63 million bushels, 1 percent above June 1, 2023. On-farm stocks for sorghum are not published for the state.

Oklahoma off-farm corn stocks, at 2.73 million bushels, were down 63 percent from a year earlier. On-farm stocks for corn are not published for the state.

**Oklahoma Quarterly Stocks
Sorghum and Corn, Off-farm**



Stocks of Grain - Oklahoma, Texas, United States: June 1, 2024 and Comparable Quarters

Item	Off-Farm Total ¹			Total All Positions ²		
	Jun 1, 2023	Mar 1, 2024	Jun 1, 2024	Jun 1, 2023	Mar 1, 2024	Jun 1, 2024
	<i>1,000 bushels</i>	<i>1,000 bushels</i>	<i>1,000 bushels</i>	<i>1,000 bushels</i>	<i>1,000 bushels</i>	<i>1,000 bushels</i>
Oklahoma						
Barley	(D)	(D)	(D)	(D)	(D)	(D)
Corn	7,384	6,316	2,725	(D)	(D)	(D)
Oats	108	(D)	45	(D)	(D)	(D)
Soybeans	(D)	1,443	266	(D)	(D)	(D)
Sorghum	2,599	5,700	2,628	(D)	(D)	(D)
Wheat	39,206	59,049	44,168	40,506	60,999	45,468
Texas						
Barley	116	122	(D)	116	122	(D)
Corn	36,562	51,363	36,893	(D)	(D)	(D)
Oats	(D)	736	576	(D)	(D)	(D)
Soybeans	162	96	35	(D)	(D)	(D)
Sorghum	8,821	15,308	7,270	9,121	16,258	7,770
Wheat	28,499	29,922	30,452	29,099	31,822	31,452
United States						
Barley	46,710	56,237	49,064	65,820	111,607	77,914
Corn	1,886,509	3,273,378	1,967,173	4,103,309	8,352,378	4,993,173
Oats	20,967	35,152	24,576	34,807	51,432	36,276
Soybeans	473,588	911,824	503,987	796,388	1,844,824	969,987
Sorghum	46,576	94,703	44,532	52,951	105,763	49,762
Wheat	445,148	816,779	563,145	569,568	1,088,709	702,060

(D) Withheld to avoid disclosing data for individual operations.

¹ Includes stocks at mills, elevators, warehouses, terminals, and processors.

² Off-farm plus on-farm stocks.

U.S. Highlights: Total stocks of corn in the United States on June 1, 2024 were 4.99 billion bushels, 22 percent higher than June 1, 2023. All wheat stocks were estimated at 702 million bushels in all positions, up 23 percent from last June. U.S. stocks of sorghum totaled 49.8 million bushels, 6 percent below June 1, 2023. Stocks of soybeans in all positions totaled 970 million bushels, up 22 percent from last year.

NASS provides accurate, timely, useful and objective statistics in service to U.S. agriculture. In order to view the full national report, please visit the following website: www.nass.usda.gov/Publications/