



# ANNUAL PORK REVIEW

## PRODUCTION, DISPOSITION AND INCOME

Data Source: USDA-NASS Quarterly *Hog and Pig* Report

Oklahoma hog inventory for December 2022 was 2.18 million head, up 4 percent from a year ago. The United States hog inventory for December 2022 was 74.8 million head, up 1 percent from 2021. Oklahoma pig crop for 2022 totaled 8.54 million head, up 2 percent from 2021. The United States pig crop for the year totaled 133 million head, up slightly from the previous year.

Oklahoma pork production in 2022 was 1.99 billion pounds, down slightly from 2021. The United States pork production came in at 40.6 billion pounds, up 1 percent from the previous year. Oklahoma hog marketings decreased 1 percent from 2021 to 2.02 billion pounds. The United States marketings increased 1 percent to 42.1 billion pounds.

Cash receipts from marketings for Oklahoma totaled \$1.48 billion for 2022, up 10 percent from the previous year. The United States cash receipts from marketings totaled \$30.6 billion, up 9 percent from 2021. Producer gross income for 2022 totaled \$1.48 billion in Oklahoma and \$30.6 billion in the United States.

**Hogs and Pigs: Production, Disposition and Income, Oklahoma and United States, 2020-2022 <sup>1</sup>**

Item	Unit	Oklahoma			United States		
		2020	2021	2022	2020	2021	2022
<b>Inventory <sup>2</sup></b>							
Beginning Inventory	1,000 Head	2,220	2,080	2,090	76,833	77,312	74,446
Pig Crop	1,000 Head	9,138	8,345	8,542	140,681	133,359	133,378
In shipments	1,000 Head	808	1,225	1,150	53,752	58,334	62,442
Marketings <sup>3</sup>	1,000 Head	9,619	9,113	8,981	180,247	181,594	182,096
Farm Slaughter <sup>4</sup>	1,000 Head	2	2	2	76	77	79
Deaths	1,000 Head	465	445	585	13,630	12,889	13,223
End Inventory	1,000 Head	2,080	2,090	2,180	77,312	74,446	74,849
<b>Total Production <sup>5</sup></b>	1,000 Pounds	2,183,622	1,997,811	1,988,362	40,500,333	40,091,129	40,595,785
<b>Total Marketings <sup>6</sup></b>	1,000 Pounds	2,223,367	2,035,980	2,015,166	41,920,266	41,896,944	42,114,381
<b>Income:</b>							
Value of Production <sup>7</sup>	1,000 Dollars	886,701	1,398,834	1,484,268	18,048,056	28,952,115	29,989,801
Cash Receipts <sup>7 8</sup>	1,000 Dollars	920,475	1,351,891	1,483,162	19,169,201	28,109,041	30,581,042
Value of Home	1,000 Dollars	347	552	623	26,356	39,680	41,069
Consumption							
Gross Income	1,000 Dollars	920,822	1,352,443	1,483,785	19,195,557	28,148,721	30,622,111

<sup>1</sup> May not add due to rounding.

<sup>2</sup> Inventory estimate: the sum of beginning inventory, pig crop, and in shipments is equal to the sum of marketings, farm slaughter, deaths, and ending inventory.

<sup>3</sup> Includes custom slaughter for use on farms where produced and State out shipments, but excludes interfarm sales within the State.

<sup>4</sup> Excludes custom slaughter for farmers at commercial establishments.

<sup>5</sup> Adjustments made for changes in inventory and for in shipments.

<sup>6</sup> Excludes custom slaughter for use on farms where produced and interfarm sales with the State.

<sup>7</sup> Includes allowance for higher average price of State in shipments and out shipments for feeder pigs.

<sup>8</sup> Receipts from marketings and sale of farm slaughter.

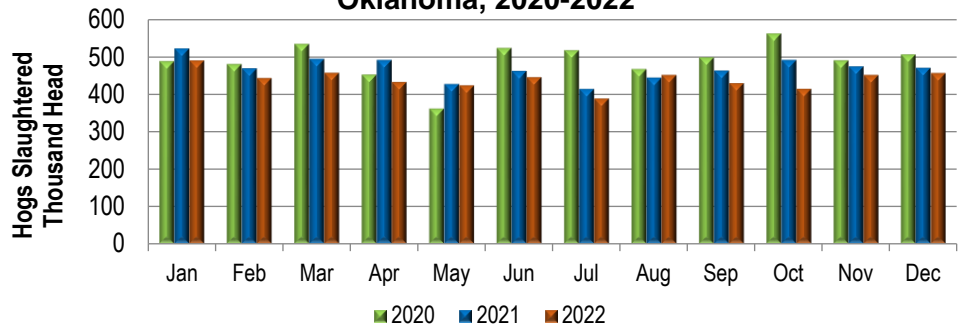
# COMMERCIAL SLAUGHTER

Data Source: USDA-NASS Monthly *Livestock Slaughter* Report

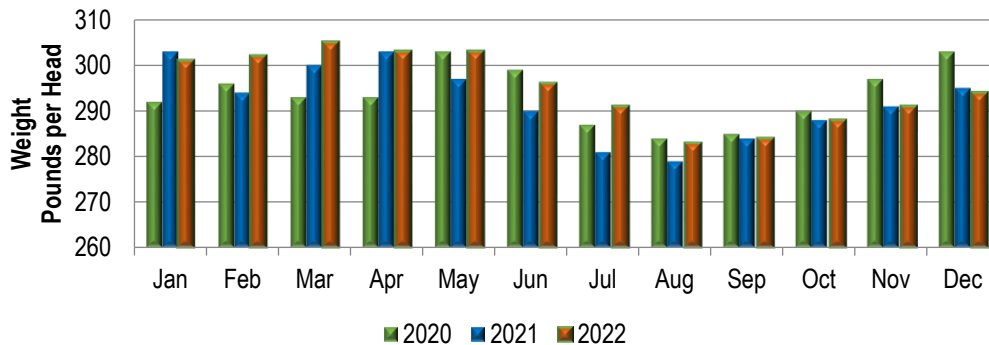
Hogs slaughtered for Oklahoma during December was 456 thousand head, down 3 percent from a year ago.

The total number of hogs slaughtered in 2022 was 5.28 million head, down 6 percent from last year.

**All Hogs and Pigs: Monthly Commercial Slaughter, Oklahoma, 2020-2022**



**All Hogs and Pigs: Monthly Average Slaughter Weight, Oklahoma, 2020-2022**



Oklahoma's average slaughter weight for hogs in December calculated at 294 pounds per head, down 1 pound from a year ago.

The average hog slaughter weight for 2022 was 295, up 3 pounds from 2021.

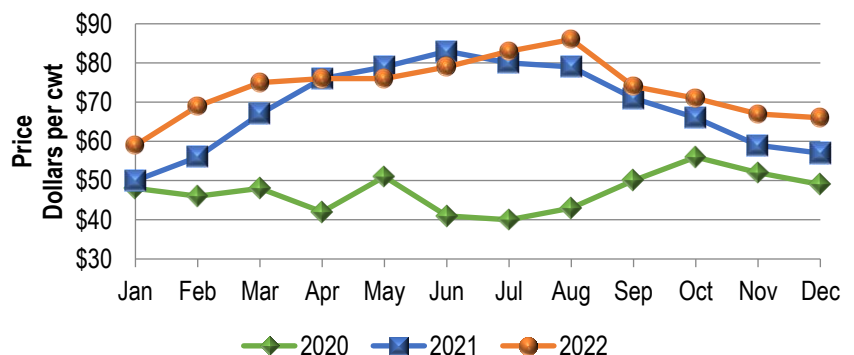
# U.S. MONTHLY PORK PRICES

Data Source: USDA-NASS Monthly *Agricultural Prices* reports

The marketing year average price for all hogs and pigs was \$72.20 per cwt. for 2022. This price was up \$4.90 per cwt. from the 2021 marketing year average price of \$67.30. The market year for all hogs and pigs runs from December 1 through November 30.

All Hogs and Pigs ranged in price from \$56.50 per cwt. in January 2022 to \$85.60 per cwt. in August 2022 before starting to decline ending the year in December 2022 at \$62.50 per cwt.

**All Hogs and Pigs: Monthly Prices Received, United States, 2020-2022**



# STATE ESTIMATES

Data Source: USDA-NASS Annual Hog and Pig State Estimates from Quick Stats

## Hogs and Pigs: Inventory Numbers by Class and Weight Group, Oklahoma and United States, 2022 <sup>1</sup>

Date	Breeding	Market	Total	Market Hogs and Pigs by Weight Group			
				Under 50 Lbs.	50-119 Lbs.	120-179 Lbs.	180 Lbs. +
	<i>1,000 head</i>	<i>1,000 head</i>	<i>1,000 head</i>	<i>1,000 head</i>	<i>1,000 head</i>	<i>1,000 head</i>	<i>1,000 head</i>
<b>Oklahoma</b>							
Mar 1, 2022	470	1,620	2,090	735	335	200	350
Jun 1, 2022	470	1,550	2,020	765	305	165	315
Sep 1, 2022	510	1,760	2,270	880	390	190	300
Dec 1, 2022	490	1,690	2,180	830	320	230	310
<b>United States</b>							
Mar 1, 2022	6,098	66,591	72,689	20,105	19,030	14,988	12,468
Jun 1, 2022	6,168	66,146	72,314	20,903	18,691	13,827	12,725
Sep 1, 2022	6,152	67,973	74,125	21,893	19,677	14,013	12,390
Dec 1, 2022	6,104	68,746	74,849	21,788	19,130	14,800	13,028

<sup>1</sup> May not add due to rounding.

<sup>2</sup> Source: USDA-NASS Quarterly Hogs and Pigs report.

## Sows Farrowed, Pigs per Litter, and Pig Crop Oklahoma and United States, 2020-2022 <sup>1</sup>

Date	Sows Farrowing		Pigs per Litter		Pig Crop <sup>2</sup>	
	2021	2022	2021	2022	2021	2022
	<i>1,000 head</i>	<i>1,000 head</i>			<i>1,000 head</i>	<i>1,000 head</i>
<b>Oklahoma</b>						
Dec-Feb <sup>3</sup>	200	195	10.10	9.65	2,020	1,882
Mar-May	210	200	10.10	10.20	2,121	2,040
Jun-Aug	200	220	10.90	10.20	2,180	2,244
Sep-Nov	190	220	10.65	10.80	2,024	2,376
<b>United States</b>						
Dec-Feb <sup>3</sup>	2,929	2,919	10.94	10.95	32,059	31,947
Mar-May	3,034	2,967	10.95	11.00	33,233	32,635
Jun-Aug	3,050	3,062	11.13	11.13	33,944	34,096
Sep-Nov	3,049	3,092	11.19	11.22	34,123	34,701

<sup>1</sup> Year relates to when quarter ends.

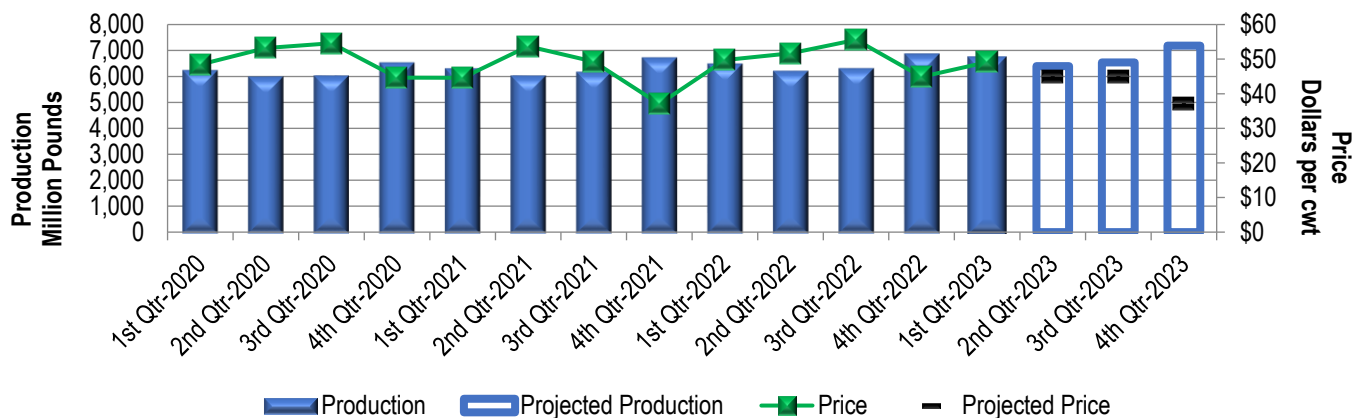
<sup>2</sup> Number of pigs born during the period that were still on hand or had been sold.

<sup>3</sup> December preceding year.

# PRODUCTION AND PRICE OUTLOOK

Data Source: USDA World Agricultural Supply and Demand Estimates Report

## Pork Production and Price by Quarter, United States, 2020-2023



Welcome to the 2023 issue of the Annual Pork Review. Thanks to all participants in the pork industry for their continued support and cooperation - especially the producers who provide data for the quarterly *Hog* survey. Without their commitment and participation, this report would not be possible.

This publication is a compilation of related reports issued by USDA's National Agricultural Statistics Service (NASS) in an effort to provide a complete source of statistics relevant to the pork industry. Though many of the statistics in this publication can be accessed through our website on a regular basis ([www.nass.usda.gov/Publications](http://www.nass.usda.gov/Publications)), this review will be issued each year following the release of the USDA-NASS Meat Animals - PDI report issued each April.

Please feel free to contact our office with any comments or questions you may have at (888) 525-9226, or by email at [nassfospr@usda.gov](mailto:nassfospr@usda.gov). I hope you find this information useful!

*Troy Marshall*  
*State Statistician*  
*Oklahoma Field Office*

### OUR CONFIDENTIALITY PLEDGE

• **Names, addresses, and personal identifiers are fully protected by NASS with the force of law.** Title 7, U.S. Code, Section 2276 and the Confidential Information Protection and Statistical Efficiency Act **prohibit public disclosure** of individual information. • **Only authorized** persons working for NASS as employees or sworn agents, who are subject to fines and imprisonment for unauthorized disclosure, can access individual record data and only for approved official purposes. • **Data security** is a top priority during preparation of NASS reports. • **Published statistics from NASS surveys and censuses will not** disclose reported data from an individual.

USDA-NASS  
Southern Plains Regional Field  
Office  
P.O. Box 70  
Austin, Texas 78767  
Official Business  
Address Service Requested