



United States Department of Agriculture  
National Agricultural Statistics Service



Pacific Region - Labor

Cooperating with the California Employment Development Department, and Hawaii and Nevada Departments of Agriculture  
Pacific Regional Office · P.O. Box 1258 · Sacramento, CA 95812 · (916) 738-6600 · (855) 270-2722 Fax · [www.nass.usda.gov/ca](http://www.nass.usda.gov/ca)

Released: November 24, 2021

**Number of Workers, Gross Hours Worked — Selected Regions and United States: October 10-16, 2021**

[Excludes agricultural service workers and Alaska]

Region	Number of Workers	Hired workers		Number of hours worked
		Expected to be employed		
		150 days or more	149 days or less	
	(1,000)	(1,000)	(1,000)	(hours per week)
California .....	160	144	16	42.7
Hawaii .....	5	4	1	37.6
Mountain II <sup>1</sup> .....	17	14	3	44.4
United States .....	772	578	194	42.0

<sup>1</sup> Mountain II Region includes Colorado, Nevada, and Utah

**Number of Workers, Gross Hours Worked — Selected Regions and United States: July 11-17, 2021**

[Excludes agricultural service workers and Alaska]

Region	Number of Workers	Hired workers		Number of hours worked
		Expected to be employed		
		150 days or more	149 days or less	
	(1,000)	(1,000)	(1,000)	(hours per week)
California .....	167	142	25	42.8
Hawaii .....	5	4	1	36.4
Mountain II <sup>1</sup> .....	20	13	7	41.0
United States .....	797	575	222	41.0

<sup>1</sup> Mountain II Region includes Colorado, Nevada, and Utah

**Gross Wage Rates by Type of Worker <sup>1</sup> — Selected Regions and United States: October 10-16, 2021**

[Excludes agricultural service workers and Alaska]

Region	Field Workers	Livestock Workers	Field and livestock combined	Wage rates for all hired workers
	Gross wage	Gross wage	Gross wage	Gross wage
	(dollars per hour)	(dollars per hour)	(dollars per hour)	(dollars per hour)
California .....	17.90	18.45	17.98	18.84
Hawaii .....	17.40	17.70	17.44	18.82
Mountain II <sup>2</sup> .....	15.93	15.78	15.87	16.55
United States .....	16.08	15.45	15.92	16.59

<sup>1</sup> Benefits, such as housing and meals, are provided to some workers but the values are not included in either the gross wage rates or the base wage rates.

<sup>2</sup> Mountain II Region includes Colorado, Nevada, and Utah

**Gross Wage Rates by Type of Worker <sup>1</sup> — Selected Regions and United States: July 11-17, 2021**

[Excludes agricultural service workers and Alaska]

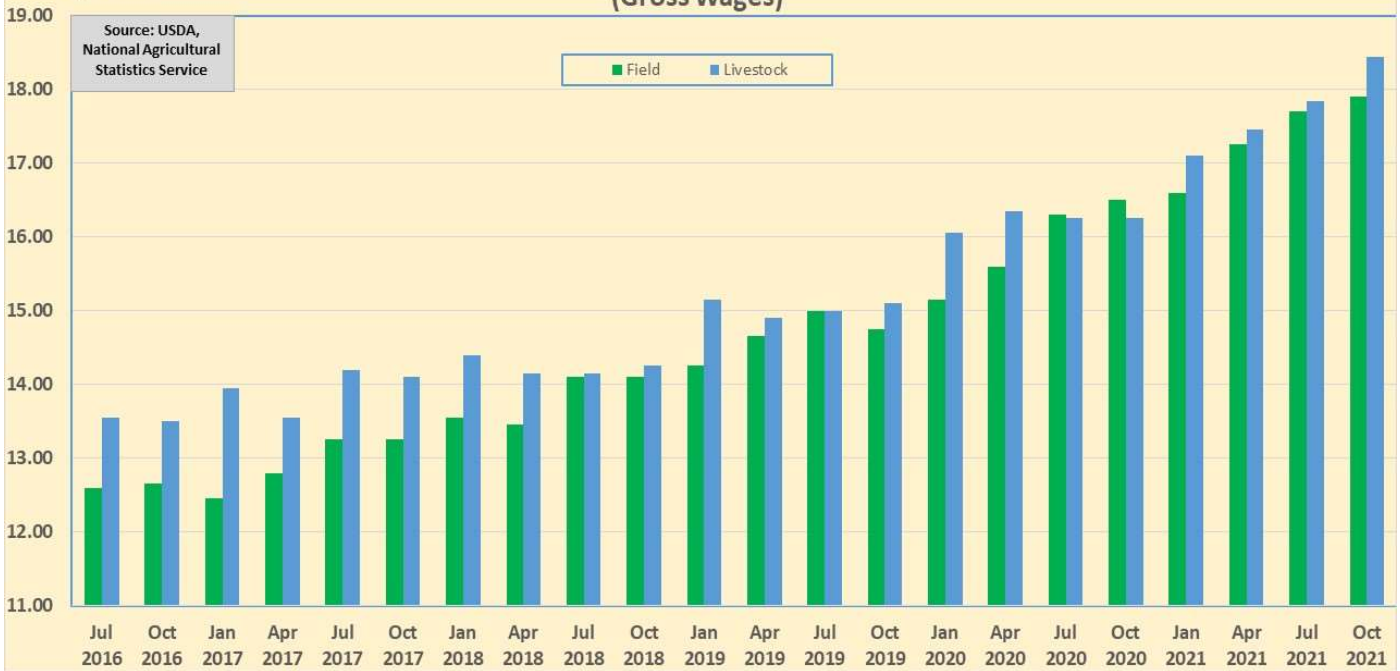
Region	Field Workers	Livestock Workers	Field and livestock combined	Wage rates for all hired workers
	Gross wage	Gross wage	Gross wage	Gross wage
	(dollars per hour)	(dollars per hour)	(dollars per hour)	(dollars per hour)
California .....	17.70	17.85	17.73	18.90
Hawaii .....	16.85	18.05	17.02	18.46
Mountain II <sup>2</sup> .....	14.98	15.33	15.12	15.82
United States .....	16.10	15.19	15.85	16.59

<sup>1</sup> Benefits, such as housing and meals, are provided to some workers but the values are not included in either the gross wage rates or the base wage rates.

<sup>2</sup> Mountain II Region includes Colorado, Nevada, and Utah

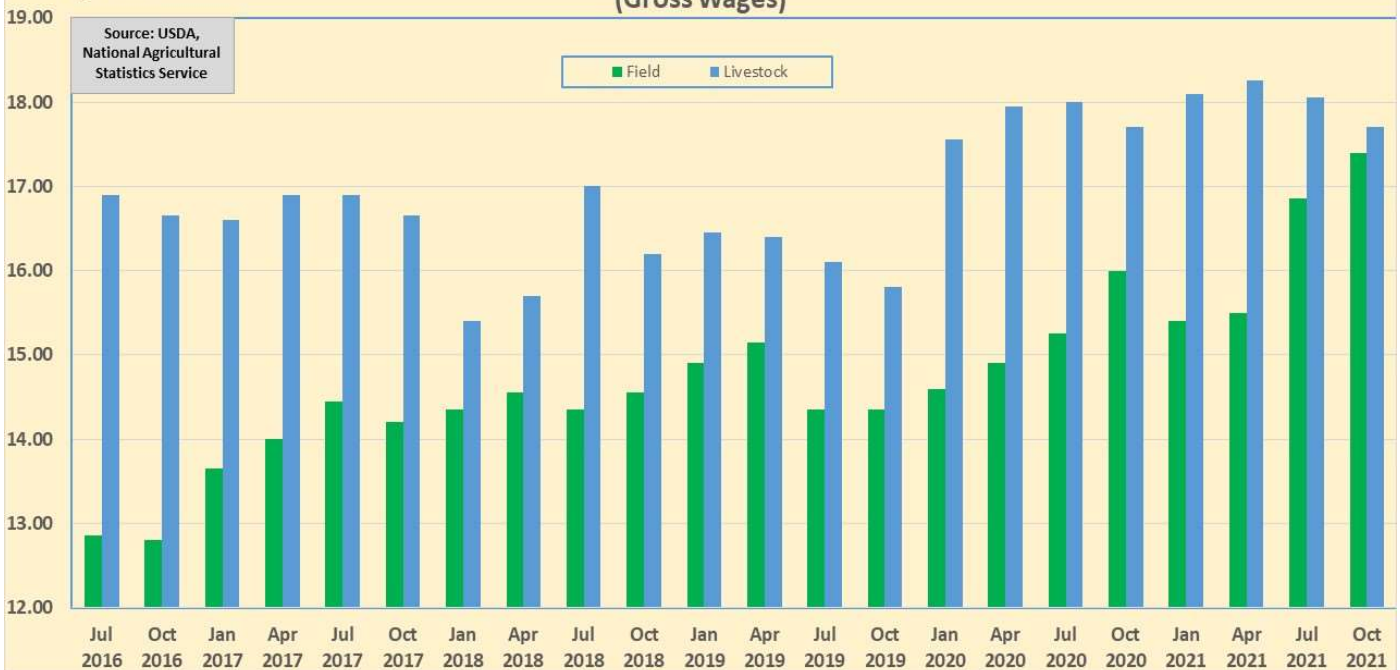
## Wage Rates by Type of Worker California (Gross Wages)

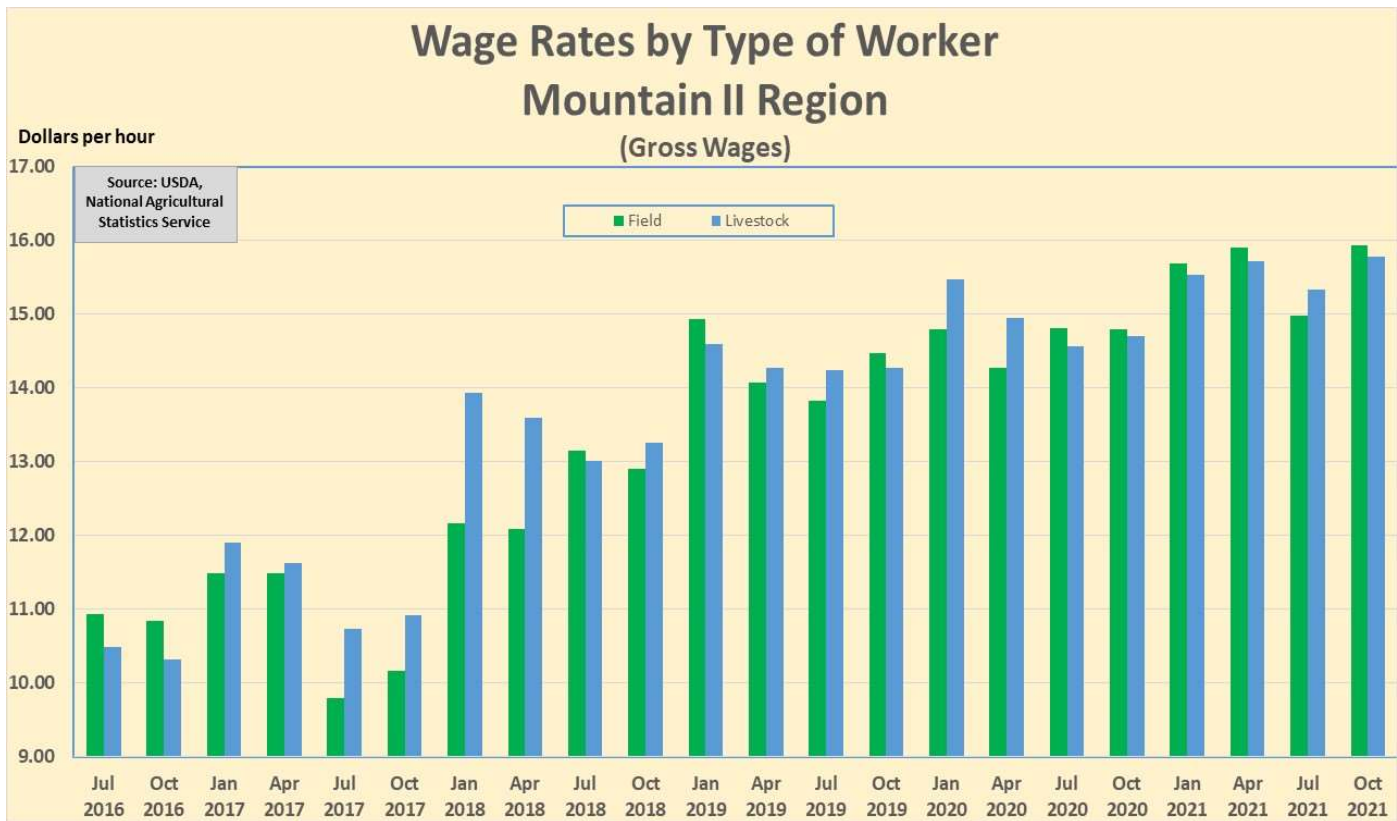
Dollars per hour



## Wage Rates by Type of Worker Hawaii (Gross Wages)

Dollars per hour





### Access to NASS Reports

Access the National publication for this release at: <https://usda.library.cornell.edu/concern/publications/x920fw89s>

For your convenience, you may access NASS reports and products the following ways:

- All reports are available electronically, at no cost, on the NASS web site: [www.nass.usda.gov](http://www.nass.usda.gov).
- Both state and national and reports are available via a free e-mail subscription. To set-up this free subscription, visit the links below:

### State Reports

[https://www.nass.usda.gov/Publications/Subscribe\\_to\\_State\\_Reports/index.php](https://www.nass.usda.gov/Publications/Subscribe_to_State_Reports/index.php)

### National Reports

<https://usda.library.cornell.edu/>

<https://www.nass.usda.gov/Newsroom/Subscribe/index.php>

For more information on NASS surveys and reports, call the NASS Agricultural Statistics Hotline at (800) 727- 9540, 7:30 a.m. to 4:00 p.m. ET, or e-mail: [nass@usda.gov](mailto:nass@usda.gov).

The U.S. Department of Agriculture (USDA) prohibits discrimination against its customers, employees, and applicants for employment on the basis of race, color, national origin, age, disability, sex, gender identity, religion, reprisal, and where applicable, political beliefs, marital status, familial or parental status, sexual orientation, or all or part of an individual's income is derived from any public assistance program, or protected genetic information in employment or in any program or activity conducted or funded by the Department. (Not all prohibited bases will apply to all programs and/or employment activities.)