



Minnesota Ag News – Crop Progress & Condition

Minnesota Field Office · 375 Jackson St, Ste 610 · St. Paul, MN 55101 (651) 728-3113

fax (855) 271-9802 · www.nass.usda.gov/mn

Cooperating with the Minnesota Department of Agriculture

July 8, 2024 - For Immediate Release

Media Contact: Dan Lofthus

Minnesota farmers had **2.9 days suitable for fieldwork** in Minnesota the week ending July 7, 2024, according to the USDA's National Agricultural Statistics Service. Heavy rain and saturated soils continue to restrict access to fields throughout much of the state. Some livestock losses were reported due to flash flooding.

Topsoil moisture supplies were rated 0 percent very short, 1 percent short, 48 percent adequate, and 51 percent surplus. **Subsoil moisture** supplies were rated 0 percent very short, 1 percent short, 51 percent adequate, and 48 percent surplus.

Corn silking reached 4 percent, 5 days behind last year and 2 days behind the 5-year average. Corn condition was rated 59 percent good to excellent. **Soybeans** blooming reached 32 percent, 4 days behind last year but equal to the 5-year average. Soybeans began setting pods at 2 percent. Soybean condition was rated 60 percent good to excellent.

Barley jointing was at 96 percent, 70 percent headed, and 5 percent coloring. Condition of the barley crop was 80 percent good to excellent.

Oats headed was 77 percent and 23 percent coloring. Oats condition was rated 76 percent good to excellent.

Spring wheat was 76 percent headed and began coloring at 3 percent. Condition of the crop was rated 88 percent good to excellent.

Dry edible beans were 16 percent blooming. Dry edible bean condition was rated at 70 percent good to excellent. The first cutting of **alfalfa hay** reached 90 percent and the second cutting was at 23 percent. **Sunflowers** were 96 percent planted, and condition was rated 77 percent good to excellent.

All hay condition was rated 72 percent good to excellent and **pasture** condition was rated 77 percent good to excellent. Condition of the **potato** crop was rated 89 percent good to excellent. **Sugarbeet** condition remained 79 percent good to excellent.

Crop Condition as of July 7, 2024

Item	Very Poor	Poor	Fair	Good	Excellent
	(percent)	(percent)	(percent)	(percent)	(percent)
Barley	0	1	19	71	9
Corn	3	7	31	47	12
Dry edible beans	1	2	27	63	7
Hay, all	2	4	22	56	16
Oats	1	3	20	61	15
Pasture and range ...	2	4	17	51	26
Potatoes	0	0	11	63	26
Soybeans	2	7	31	52	8
Spring wheat	0	1	11	77	11
Sugarbeets	4	4	13	20	59
Sunflowers	0	2	21	75	2

Crop Progress as of July 7, 2024

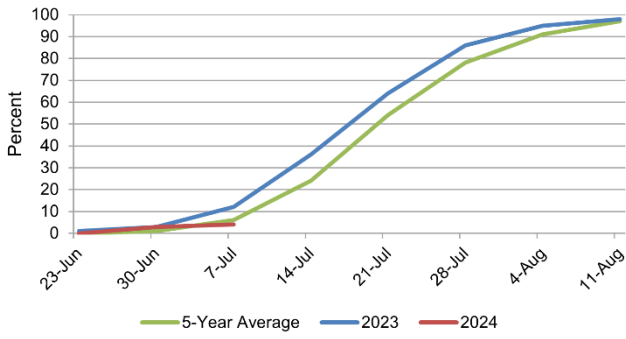
Item	This week	Last week	Last year	5-year avg
	(percent)	(percent)	(percent)	(percent)
Barley jointing	96	93	95	93
Barley headed	70	55	77	75
Barley coloring	5	2	17	15
Dry ed. beans blooming	16	8	45	28
Hay, alfalfa, first cutting	90	87	100	98
Hay, alfalfa, second cutting	23	14	37	34
Oats headed	77	65	81	79
Oats coloring	23	12	34	24
Soybeans blooming	32	19	45	32
Spring wheat headed	76	61	83	73
Sunflowers planted	96	91	100	100

Days Suitable for Fieldwork and Soil Moisture Condition as of July 7, 2024

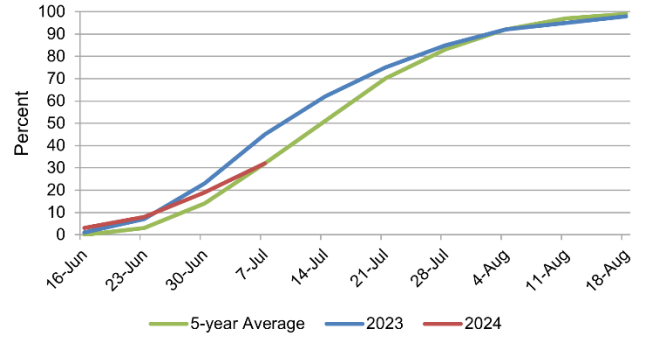
Item	This week	Last week	Last year
	(days)	(days)	(days)
Days suitable	2.9	2.9	6.1
	(percent)	(percent)	(percent)
Topsoil moisture			
Very short	0	0	12
Short	1	1	42
Adequate	48	46	45
Surplus	51	53	1
Subsoil moisture			
Very short	0	0	11
Short	1	2	42
Adequate	51	49	45
Surplus	48	49	2

The complete report can be found on the USDA NASS website at www.nass.usda.gov/Publications.

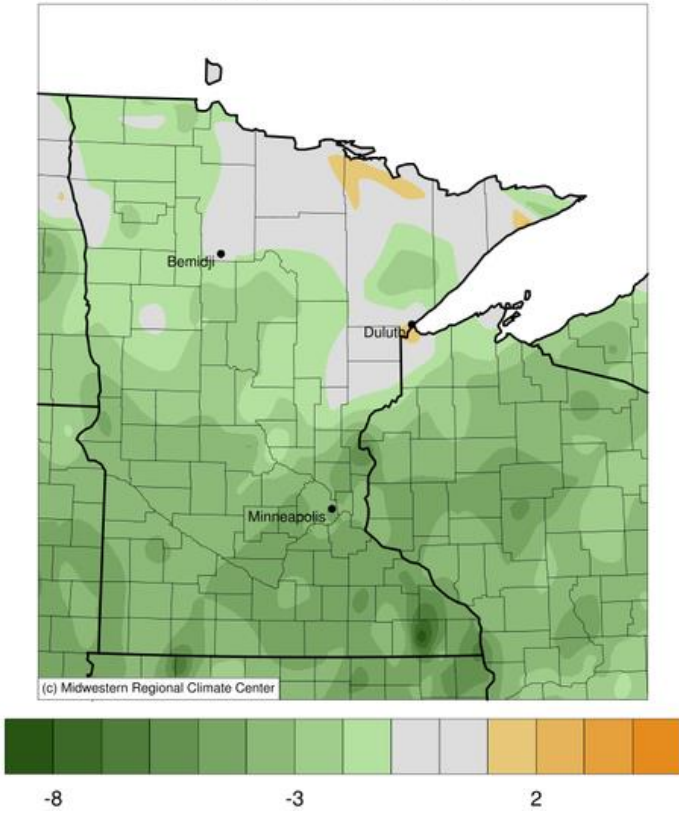
Corn Silking - Minnesota



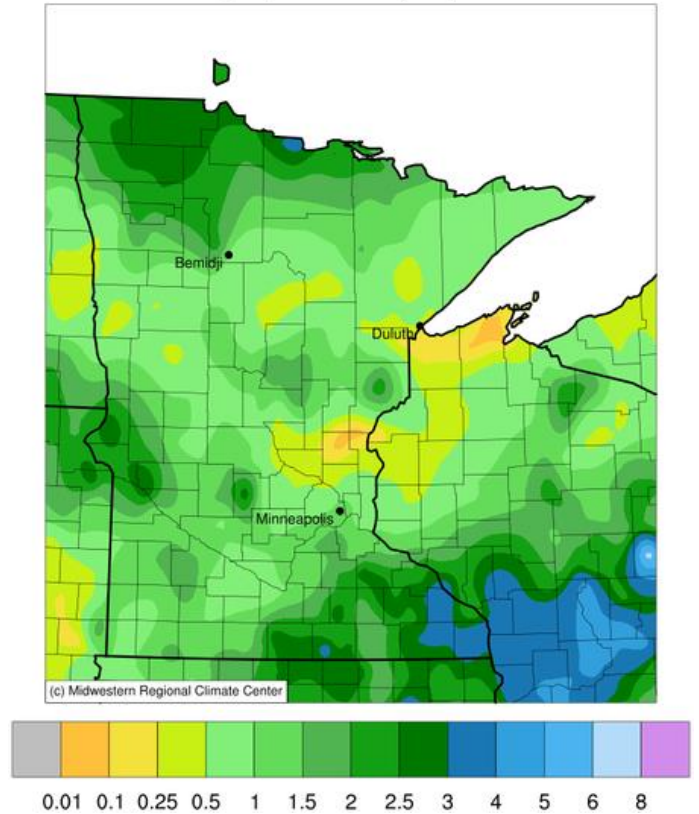
Soybeans Blooming - Minnesota



Average Temperature (°F): Departure from 1991-2020 Normals
July 01, 2024 to July 07, 2024



Accumulated Precipitation (in)
July 01, 2024 to July 07, 2024



Temperature and Precipitation Maps, courtesy of the Midwestern Regional Climate Center, are available at:
<https://mrcc.purdue.edu/CLIMATE/>