



Minnesota Ag News – Crop Progress & Condition

Minnesota Field Office · 375 Jackson St, Ste 610 · St. Paul, MN 55101 (651) 728-3113

fax (855) 271-9802 · www.nass.usda.gov/mn

Cooperating with the Minnesota Department of Agriculture

November 27, 2023 - For Immediate Release

Media Contact: Dan Lofthus

The 2023 season ended with widespread snow and many frozen fields in Minnesota with **5.8 days suitable for fieldwork** for the week ending November 26, 2023, according to the USDA’s National Agricultural Statistics Service. Farmers were able to complete most fall fieldwork for the year. Livestock were doing well with no issues reported.

Topsoil moisture supplies were rated 9 percent very short, 27 percent short, 60 percent adequate, and 4 percent surplus. **Subsoil moisture** supplies were rated 12 percent very short, 37 percent short, 49 percent adequate, and 2 percent surplus.

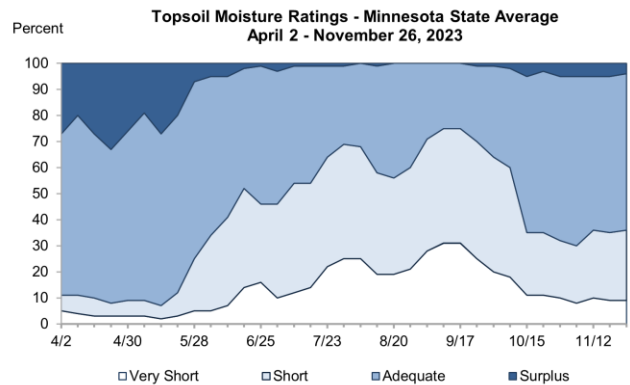
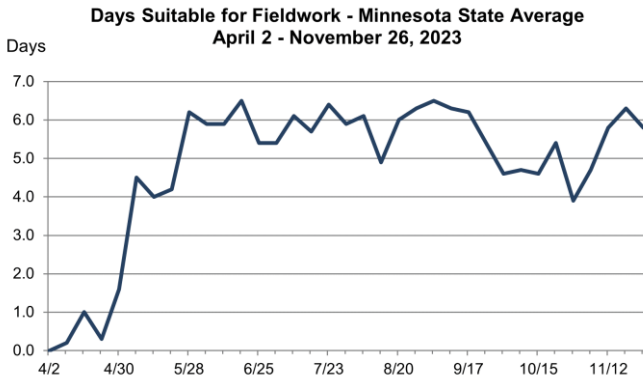
Sunflower harvest was almost complete at 95 percent.

Crop Progress as of November 26, 2023

Item	This week	Last week	Last year	5-year avg
	(percent)	(percent)	(percent)	(percent)
Sunflowers harvested	95	93	100	96

Days Suitable for Fieldwork and Soil Moisture Condition as of November 26, 2023

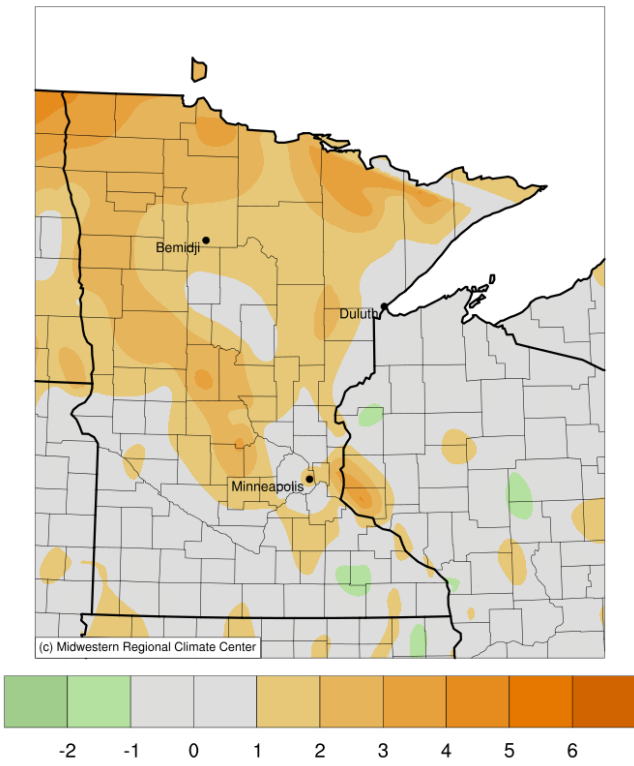
Item	This week	Last week	Last year
	(days)	(days)	(days)
Days suitable	5.8	6.3	4.0
	(percent)	(percent)	(percent)
Topsoil moisture			
Very short	9	9	18
Short	27	26	35
Adequate	60	60	46
Surplus	4	5	1
Subsoil moisture			
Very short	12	12	16
Short	37	35	38
Adequate	49	50	45
Surplus	2	3	1



This is the final weekly *Minnesota Crop Progress and Condition* report of the season. The USDA’s National Agricultural Statistics Service would like to thank the many farmers and FSA, NRCS, and agribusiness personnel who provided the information for this report each week. The new season of *Minnesota Crop Progress and Condition* is scheduled to begin April 1, 2024.

The complete report can be found on the USDA NASS website at www.nass.usda.gov/Publications.

Average Temperature (°F): Departure from 1991-2020 Normals
November 20, 2023 to November 26, 2023



Accumulated Precipitation (in)
November 20, 2023 to November 26, 2023

