



Minnesota Ag News – Crop Progress & Condition

Minnesota Field Office · 375 Jackson St, Ste 610 · St. Paul, MN 55101 (651) 728-3113
fax (855) 271-9802 · www.nass.usda.gov/mn

Cooperating with the Minnesota Department of Agriculture

October 23, 2023 - For Immediate Release

Media Contact: Dan Lofthus

Harvest was in full swing last week with 5.4 days suitable for fieldwork for the week ending October 22, 2023, according to the USDA’s National Agricultural Statistics Service. Harvest and tillage fieldwork continued. Livestock were doing well with no issues reported.

Topsoil moisture supplies were rated 11 percent very short, 24 percent short, 62 percent adequate, and 3 percent surplus. **Subsoil moisture** supplies were rated 14 percent very short, 43 percent short, 41 percent adequate, and 2 percent surplus.

Corn harvested for grain reached 62 percent, 2 days ahead of last year and 6 days ahead of the 5-year average. Moisture content at harvest averaged 18 percent.

Soybean harvest reached 88 percent, 3 days behind last year but 6 days ahead of the 5-year average.

Potatoes were 93 percent harvested, **sugarbeet** harvest was at 92 percent, and **sunflower** harvest reached 63 percent.

Crop Condition as of October 22, 2023

Item	Very Poor	Poor	Fair	Good	Excellent
	(percent)	(percent)	(percent)	(percent)	(percent)
Pasture and range ...	20	34	33	12	1

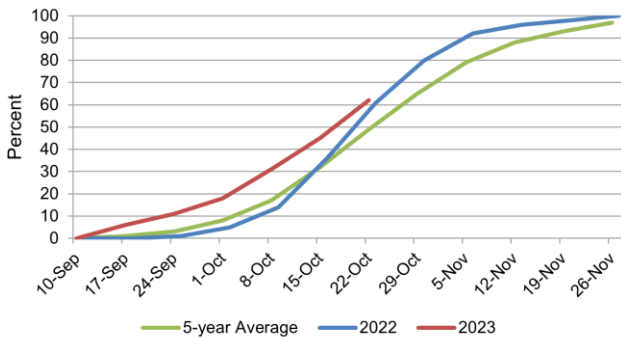
Crop Progress as of October 22, 2023

Item	This week	Last week	Last year	5-year avg
	(percent)	(percent)	(percent)	(percent)
Corn harvested for grain	62	45	57	49
Potatoes harvested	93	92	100	96
Soybeans harvested	88	76	93	80
Sugarbeets harvested	92	61	94	76
Sunflowers harvested	63	36	34	45

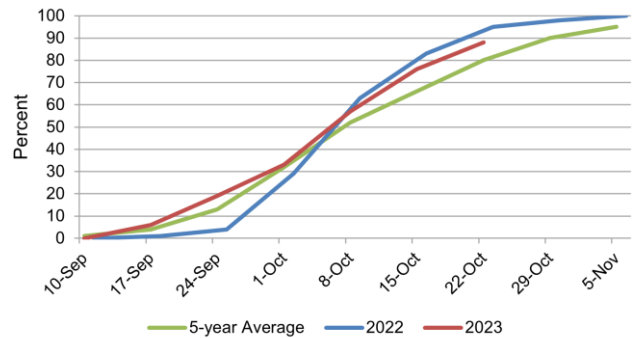
Days Suitable for Fieldwork and Soil Moisture Condition as of October 22, 2023

Item	This week	Last week	Last year
	(days)	(days)	(days)
Days suitable	5.4	4.6	6.5
	(percent)	(percent)	(percent)
Topsoil moisture			
Very short	11	11	18
Short	24	24	36
Adequate	62	60	45
Surplus	3	5	1
Subsoil moisture			
Very short	14	16	15
Short	43	45	36
Adequate	41	38	48
Surplus	2	1	1

Corn For Grain Harvested - Minnesota

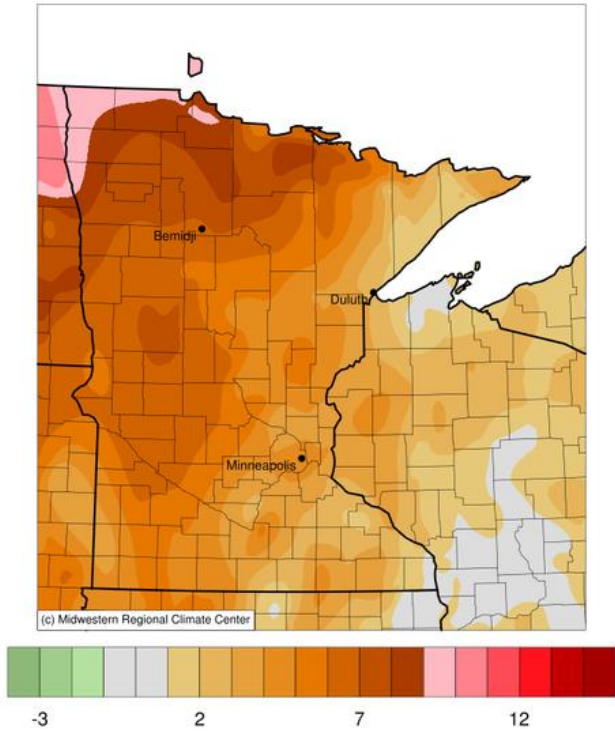


Soybeans Harvested - Minnesota



The complete report can be found on the USDA NASS website at www.nass.usda.gov/Publications.

Average Temperature (°F): Departure from 1991-2020 Normals
October 16, 2023 to October 22, 2023



Accumulated Precipitation (in)
October 16, 2023 to October 22, 2023

