



# ECONOMICS

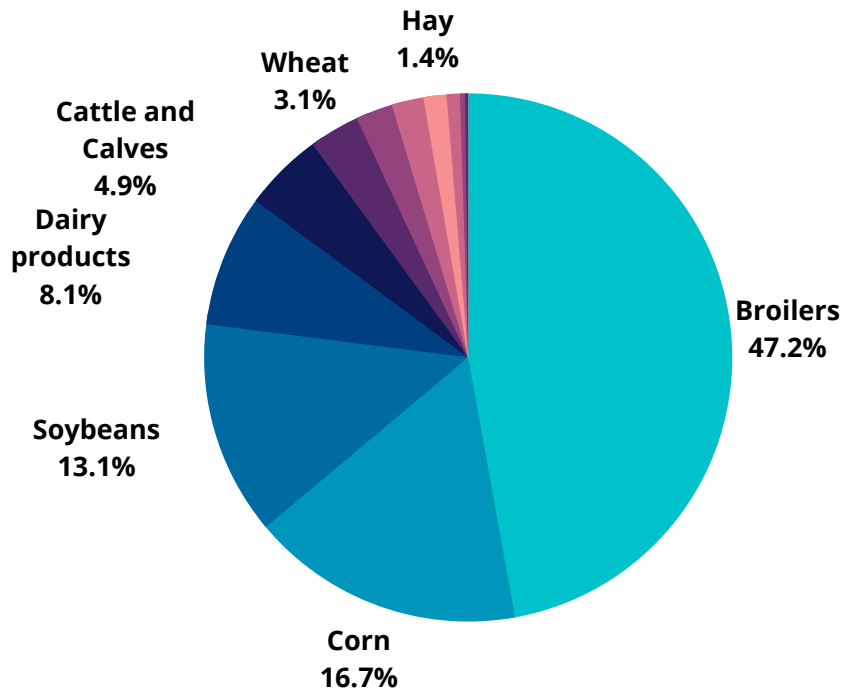
Maryland - America in Miniature

Here in Maryland, we have a little bit of everything! Although our state is small, the geography is diverse, providing suitable environments for a variety of agricultural commodities. From the Atlantic shore, to mountainous terrain, and from a diversity of livestock to an array of crops, Maryland truly is America in miniature also known as Little America. Little America's agricultural commodity production includes poultry, nursery and turf, seafood, dairy, corn, soybeans, and racing and pleasure horses.

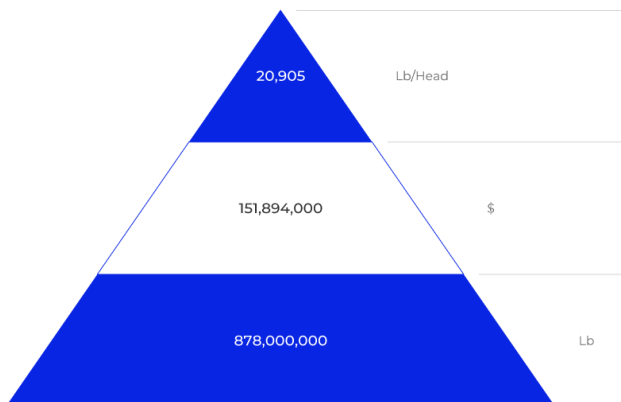
## CASH RECEIPTS (2019)

COMMODITY	RECEIPTS (\$1000)
Broilers	\$890,692
All Other Crops	\$359,024
Corn	\$247,512
Soybeans	\$183,219
Dairy Products, Milk	\$153,088
Other Animals and Products	\$98,368
Cattle and Calves	\$91,649
Wheat	\$58,556
Chicken eggs	\$36,862
Hay	\$26,644
Turkeys	\$15,281
Hogs	\$5,888
Barley	\$2,497
Honey	\$933
Wool	\$139
Farm Chickens	\$40
<b>TOTAL CROPS</b>	<b>\$2,170,391</b>

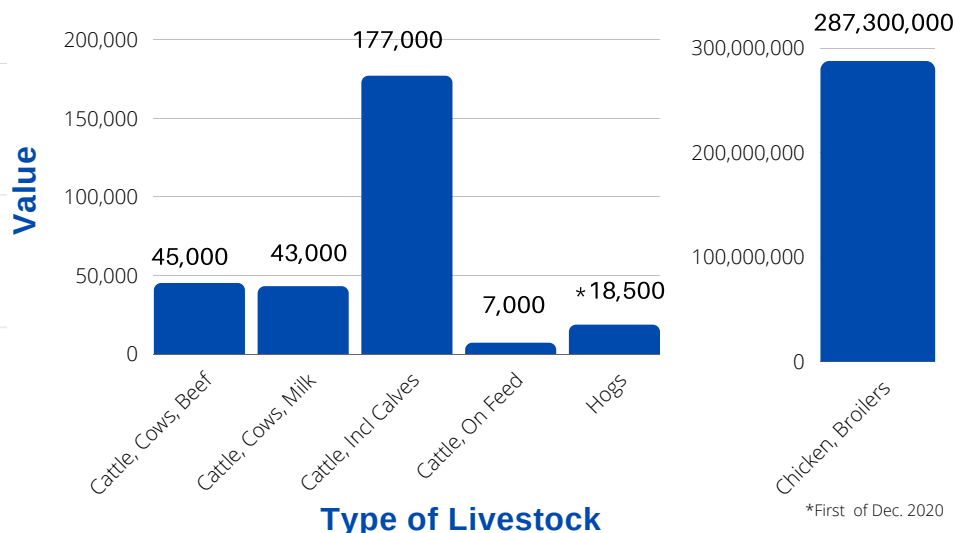
## MAJOR COMMODITIES AS A PERCENT TOTAL (2019)



## MILK PRODUCTION (2020)



## LIVESTOCK INVENTORY (2020-2021)



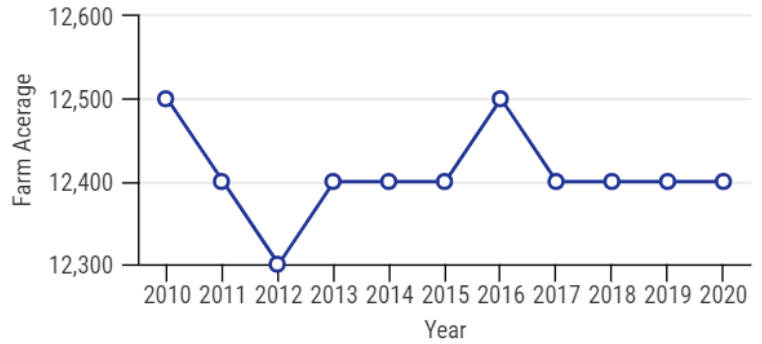
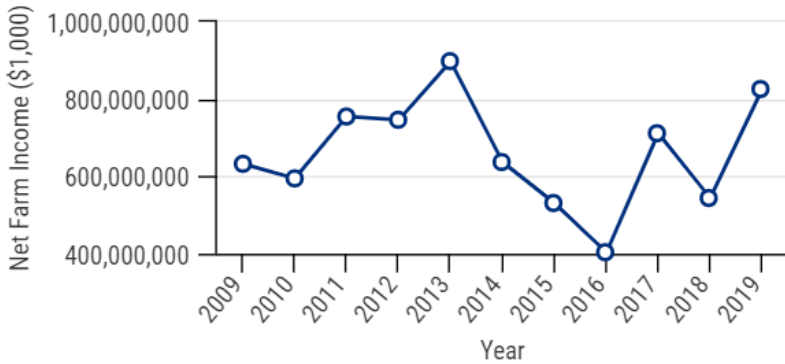
\*First of Dec. 2020



# DEMOGRAPHICS

## NET FARM INCOME (2008-2019)

## NUMBER OF OPERATIONS (2010-2020)



# POULTRY INDUSTRY

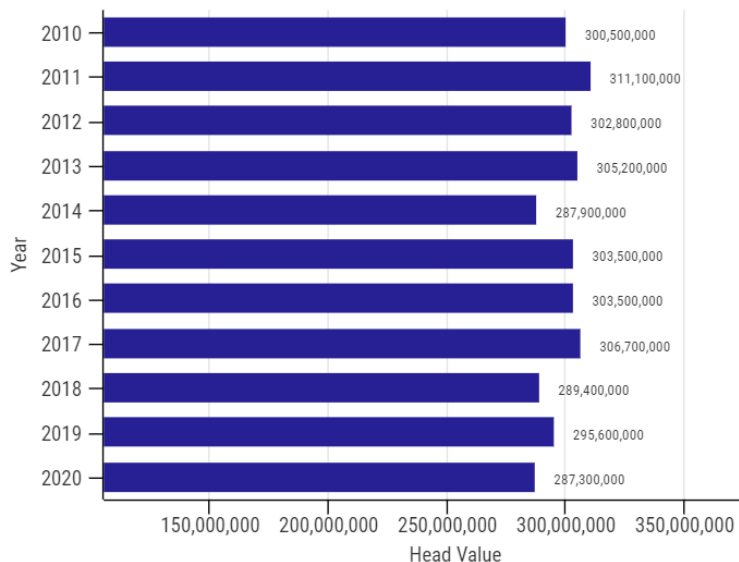
Maryland is a national leader in broiler chicken production. A broiler is a chicken raised specifically for meat production.

In 2020, the poultry industry was responsible for as much as \$6.70 billion in total economic activity throughout the state, creating or supporting as many as 26,477 total jobs.

The poultry and egg industry generated sizeable tax revenues. In Maryland, the industry and its employees pay about \$325.28 million in federal taxes, and \$225.85 million in state and local taxes.

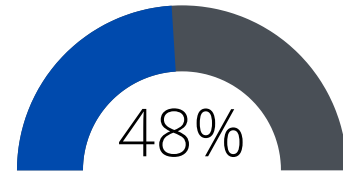
The poultry and egg industry in Maryland employed as many as 8,358 people across the state in 2020 and generates an additional 18,119 jobs in supplier and ancillary industries.

## BROILER PRODUCTION HEAD (2010-2020)





According to the 2017 Census of Agriculture, the poultry and eggs category tops the total market value in the state and ranks 7 in the nation for the number of broilers sold at 308 million. Nearly 48 percent of the market value of Maryland agriculture products sold comes from poultry and eggs.



## AGRICULTURAL LAND VALUES

The Maryland State farm real estate value, a measurement of the value of all land and buildings on farms, averaged \$8,080 per acre for 2020, up slightly from 2019. The cropland value averaged 7,380 per acre, up slightly from the previous year.

### FARM FACTS (2019)

#### NUMBER OF FARMS

12,400

#### ACRES OF FARMLAND

2,000,000

#### NET FARM INCOME

\$826,025,000

#### GOVERNMENT PAYMENTS

\$109,681,000

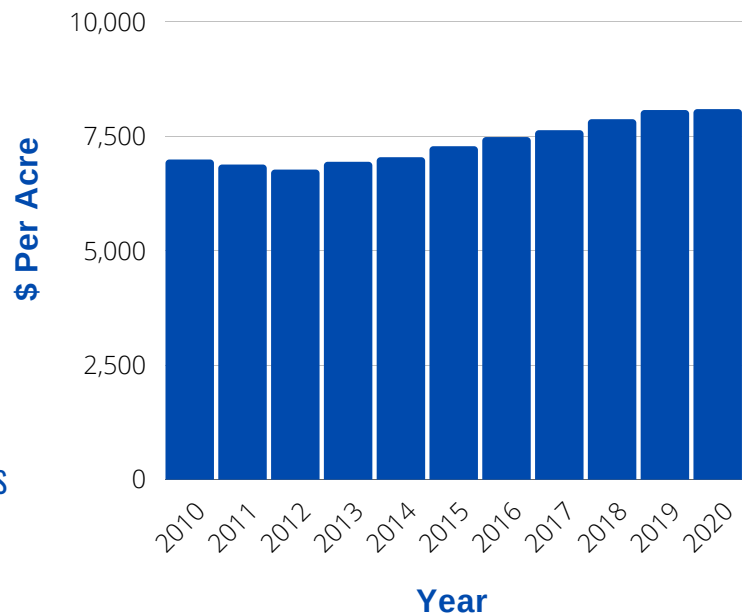
#### FEDERAL INSURANCE PREMIUMS

\$10,850,000

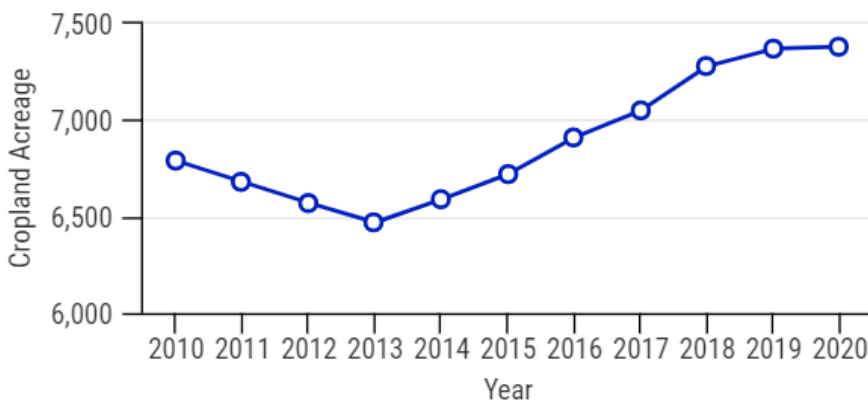
#### FEDERAL INSURANCE INDEMNITIES

\$16,834,000

### REAL ESTATE VALUES (2019)



### CROPLAND AVERAGE VALUE PER ACRE (2010-2020)



### TOP STATES: FARM REAL ESTATE VALUE \$ PER ACRE (2020)



STATE	VALUE
Rhode Island	\$16,000
New Jersey	\$13,600
Connecticut	\$12,000
Massachusetts	\$11,300
California	\$10,000
Delaware	\$8,950
Maryland	\$8,080
Illinois	\$7,400
Iowa	\$7,070
Indiana	\$6,600



# CONCLUSION

As you can see, we really do have a taste of everything here in Maryland, so our nickname, America in Miniature, is quite fitting.

## Be Counted – 2022 Census Of Agriculture

The Census of Agriculture provides the only source of uniform, comprehensive, and impartial agricultural data for every county in the nation. Through the Census of Ag, producers can show the value and importance of agriculture and influence decisions that will shape the future of agriculture. Please go to [agcounts.usda.gov/getcounted](https://agcounts.usda.gov/getcounted) site to sign up.

**Your Voice, Your Future,  
Your Opportunity!**

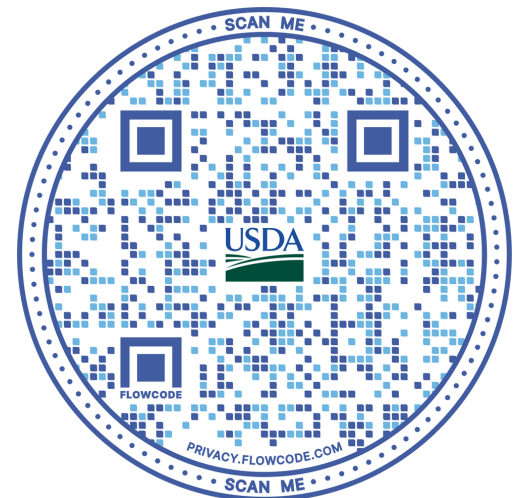
Sign up today to help ensure  
all agriculture is included in the  
2022 Census of Agriculture.

Every farm counts, from the smallest operation to the largest.

Sign up at [agcounts.usda.gov/getcounted](https://agcounts.usda.gov/getcounted)

#AgCensus

2022 CENSUS OF AGRICULTURE  
YOUR VOICE. YOUR FUTURE. YOUR OPPORTUNITY.



## REFERENCE

"2020 STATE AGRICULTURE OVERVIEW." USDA/NASS 2020 State Agriculture Overview for Maryland, [www.nass.usda.gov/Quick\\_Stats/Ag\\_Overview/stateOverview.php?state=MARYLAND](http://www.nass.usda.gov/Quick_Stats/Ag_Overview/stateOverview.php?state=MARYLAND).

"Cash Receipts by State." USDA ERS - Data Products, Economic Research Service U.S. DEPARTMENT OF AGRICULTURE, 5 Feb. 2021, [data.ers.usda.gov/reports.aspx?ID=17843#P8054c5d9bdcb4b0c8d1d3840b8b01e96\\_2\\_17iT0R0x20](http://data.ers.usda.gov/reports.aspx?ID=17843#P8054c5d9bdcb4b0c8d1d3840b8b01e96_2_17iT0R0x20).

"Charts and Maps About Your State." USDA ERS - Charts and Maps About Your State, [www.ers.usda.gov/data-products/farm-income-and-wealth-statistics/charts-and-maps-about-your-state/](http://www.ers.usda.gov/data-products/farm-income-and-wealth-statistics/charts-and-maps-about-your-state/).

The Economic Contributions and Impacts of U.S. Food, Fiber, and Forest Industries, [economic-impact-of-ag.uada.edu/maryland/](http://economic-impact-of-ag.uada.edu/maryland/).

"US Poultry." US Poultry & Egg Association , [cpb-us-e1.wpmucdn.com/wordpressua.uark.edu/dist/9/350/files/2017/05/MD2021-FactSheet-US-Poultry-Assn.-Reports\\_2020.pdf](http://cpb-us-e1.wpmucdn.com/wordpressua.uark.edu/dist/9/350/files/2017/05/MD2021-FactSheet-US-Poultry-Assn.-Reports_2020.pdf).