



United States Department of Agriculture
National Agricultural Statistics Service



Louisiana Crop Production

Released: September 12, 2024

Delta Region – Louisiana Field Office

5825 Florida Blvd., Suite 1179, Baton Rouge, LA 70806
(225) 922-1362 · (855) 270-2705 FAX · www.nass.usda.gov

Cooperating with the Louisiana Department of Agriculture and Forestry

This report contains the results from the **2024 September Ag Yield Survey**. These data are also posted on our web site at <https://www.nass.usda.gov/la> and in a more detailed report at <https://www.nass.usda.gov>. Thanks to all who responded to this survey.

Corn Yield and Production Up from August
Cotton Yield and Production Up from August
Rice Yield and Production Unchanged from August
Soybean Yield and Production Up from August
Sugarcane Yield and Production Up from August

Louisiana **corn** for grain production is forecast at 85.0 million bushels, up 3 percent from August 1 forecast but down 29 percent from 2023. Based on conditions as of September 1, yield is expected to average 191 bushels per acre, up 6 bushels from last month and up 16 bushels from last year. Harvested acreage for grain is estimated at 445,000 acres, down 235,000 acres from 2023.

Upland cotton production is forecast at 330,000 bales, up 15,000 bales from the August 1 forecast and 121,000 bales above last year. Based on conditions as of September 1, yield is expected to average 1,056 pounds per harvested acre, up 48 pounds from last month and up 184 pounds from 2023. Harvested acreage is estimated at 150,000 acres, up 35,000 acres from 2023.

All rice production for the state is forecast at 31.0 million hundredweight, unchanged from the August 1 forecast but down 1 percent from last year's production of 31.4 million hundredweight. Based on conditions as of September 1, the all rice yield for 2024 is forecast at 6,650 pounds per acre, unchanged from last month but down 150 pounds from last year. Producers expect to harvest 466,000 acres of rice, up 4,000 acres from 2023.

Soybean production in 2024 is forecast at 55.1 million bushels, up 6 percent from the August 1 forecast and up 41 percent from last year. Based on conditions as of September 1, yield is expected to average 52 bushels per acre, up 3 bushels from last month and up 12 bushels from last year. Harvested acreage estimated at 1.06 million acres, up 80,000 acres from 2023.

Sugarcane production is forecast at 16.7 million net tons, up 6 percent from the August 1 forecast and up 10 percent from a year ago. Based on conditions as of September 1, yield is forecast at 32.1 net tons per acre, up 1.7 net tons from last month and up 2.0 net tons from last year. Area harvested for sugar and seed is estimated at 520,000 acres, up 14,500 acres from 2023.

Area Harvested, Yield, and Production - Louisiana and United States: 2023 and Forecasted September 1, 2024

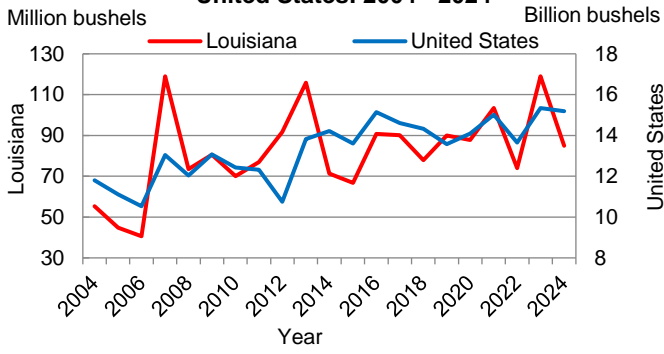
Crop	Unit	Area harvested		Yield			Production	
		2023	2024	2023	2024		2023	2024
					August 1	September 1		
Louisiana		(1,000 acres)	(1,000 acres)	(per acre)	(per acre)	(per acre)	(1,000 units)	(1,000 units)
Corn, for grain	bushels	680.0	445.0	175.0	185.0	191.0	119,000	84,995
Cotton, upland	1	115.0	150.0	872.0	1,008.0	1,056.0	209	330
Rice, all	2	462.0	466.0	6,800.0	6,650.0	6,650.0	31,431	30,989
Soybeans, for beans	bushels	980.0	1,060.0	40.0	49.0	52.0	39,200	55,120
Sugarcane, for sugar and seed ..	net tons	505.5	520.0	30.1	30.4	32.1	15,208	16,692
United States		(1,000 acres)	(1,000 acres)	(per acre)	(per acre)	(per acre)	(1,000 units)	(1,000 units)
Corn, for grain	bushels	86,513.0	82,710.0	177.3	183.1	183.6	15,341,595	15,185,510
Cotton, upland	1	6,301.8	8,442.6	895.0	828.0	794.0	11,750	13,965
Rice, all	2	2,854.0	2,896.0	7,649.0	7,623.0	7,588.0	218,291	219,749
Soybeans, for beans	bushels	82,356.0	86,271.0	50.6	53.2	53.2	4,164,677	4,585,889
Sugarcane, for sugar and seed ..	net tons	929.6	924.0	36.3	37.0	38.2	33,766	35,316

¹ Cotton yield in pounds per acre, production in 480 pound bales.

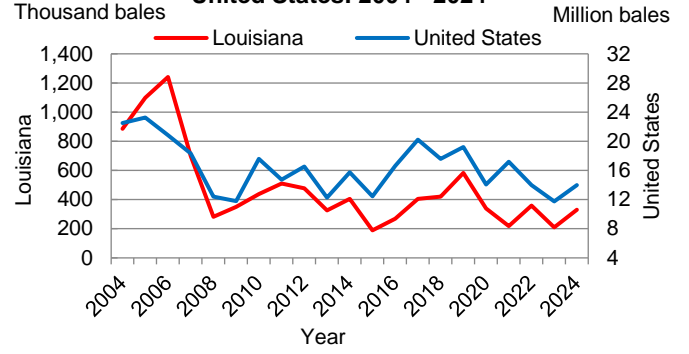
² Rice yield in pounds per acre, production in hundredweight (cwt).

NASS SURVEYS Are Online!
Convenient, Fast and Secure
RESPOND TODAY.
www.agcounts.usda.gov

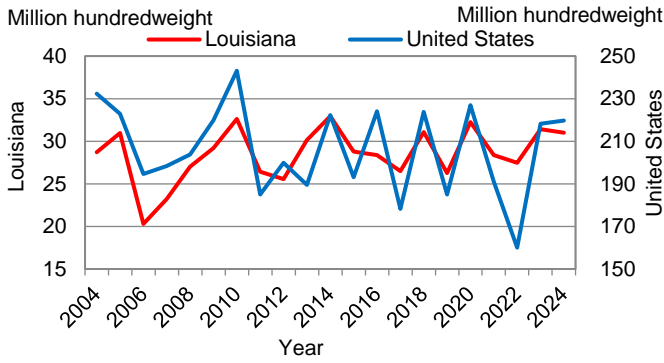
Corn: Production - Louisiana and United States: 2004 - 2024



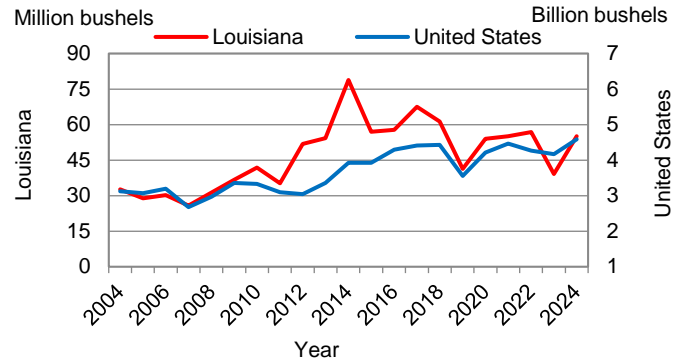
Upland Cotton: Production - Louisiana and United States: 2004 - 2024



All Rice: Production - Louisiana and United States: 2004 - 2024



Soybean: Production - Louisiana and United States: 2004 - 2024



Sugarcane: Production - Louisiana and United States: 2004 - 2024

