



United States Department of Agriculture
National Agricultural Statistics Service



Louisiana Crop Production

Released: August 12, 2024

Delta Region – Louisiana Field Office

5825 Florida Blvd., Suite 1179, Baton Rouge, LA 70806
(225) 922-1362 · (855) 270-2705 FAX · www.nass.usda.gov

Cooperating with the Louisiana Department of Agriculture and Forestry

This report contains the results from the **2024 August Ag Yield Survey**. These data are also posted on our web site at <https://www.nass.usda.gov/la> and in a more detailed report at <https://www.nass.usda.gov>. Thanks to all who responded to this survey.

- Corn Yield Up but Production Down from 2023**
- Cotton Yield and Production Up from 2023**
- Rice Yield and Production Down from 2023**
- Soybean Yield and Production Up from 2023**
- Sugarcane Yield and Production Up from 2023**

Louisiana **corn** for grain production is forecast at 82.3 million bushels, down 31 percent from 2023. Based on conditions as of August 1, yield is expected to average 185 bushels per acre, up 10 bushels from last year. Planted acreage is revised to 470,000 acres, down 40,000 acres from June 2024. Harvested acreage for grain is revised from 495,000 to 445,000 acres.

Upland cotton production is forecast at 315,000 bales, up 51 percent, or 106,000 bales above last year. Based on conditions as of August 1, yield is expected to average 1,008 pounds per harvested acre, up 136 pounds from 2023. Planted acreage is revised to 155,000 acres, up 35,000 acres from June 2024. Producers expect to harvest 150,000 acres of cotton, up 35,000 acres from 2023.

Hay production, excluding alfalfa, is forecast at 1.16 million tons, up 42 percent from 2023. Based on conditions as of August 1, yield is expected to average 2.70 tons per acre, up 0.60 ton from last year. Producers expect to harvest 430,000 acres of hay, excluding alfalfa, up 40,000 acres from 2023.

All rice production for the state is forecast at 31.0 million hundredweight, down 1 percent from last year's production of 31.4 million hundredweight. Based on conditions as of August 1, the all rice yield for 2024 is forecast at 6,650 pounds per acre, down 150 pounds from last year. All rice planted acreage is revised to 475,000 acres, down 5,000 acres from June 2024. Breakdown by grain length are: long grain planted area is 425,000 acres and medium grain planted area is 50,000 acres. Harvested acreage for all rice is revised to 466,000 acres, down 6,000 acres from June.

Soybean production in 2024 is forecast at 51.9 million bushels, up 33 percent from last year. Based on conditions as of August 1, yield is expected to average 49 bushels per acre, up 9 bushels from last year. Planted acreage is revised to 1.10 million acres, down 70,000 acres from June 2024. Harvested acreage for grain is revised from 1.13 million to 1.06 million acres.

Sugarcane production is forecast at 15.8 million net tons, up 4 percent from a year ago. Based on conditions as of August 1, yield is forecast at 30.4 net tons per acre, up 0.3 net ton from last year. Area harvested for sugar and seed is revised from 515,000 to 520,000 acres.

Area Harvested, Yield, and Production - Louisiana and United States: 2023 and Forecasted August 1, 2024

Crop	Unit	Area harvested		Yield		Production	
		2023	2024	2023	2024	2023	2024
Louisiana		(1,000 acres)	(1,000 acres)	(per acre)	(per acre)	(1,000 units)	(1,000 units)
Corn, for grain	bushels	680.0	445.0	175.00	185.00	119,000	82,325
Cotton, upland	1	115.0	150.0	872.00	1,008.00	209	315
Hay, excluding alfalfa	tons	390.0	430.0	2.10	2.70	819	1,161
Rice, all	2	462.0	466.0	6,800.00	6,650.00	31,431	30,989
Soybeans, for beans	bushels	980.0	1,060.0	40.00	49.00	39,200	51,940
Sugarcane (sugar/seed)	net tons	505.5	520.0	30.10	30.40	15,208	15,808
United States		(1,000 acres)	(1,000 acres)	(per acre)	(per acre)	(1,000 units)	(1,000 units)
Corn, for grain	bushels	86,513.0	82,710.0	177.30	183.10	15,341,595	15,146,590
Cotton, upland	1	6,301.8	8,441.6	895.00	828.00	11,750	14,555
Hay, excluding alfalfa	tons	37,187.0	35,904.0	1.85	2.07	68,853	74,450
Rice, all	2	2,854.0	2,896.0	7,649.00	7,623.00	218,291	220,761
Soybeans, for beans	bushels	82,356.0	86,271.0	50.60	53.20	4,164,677	4,589,190
Sugarcane (sugar/seed)	net tons	929.6	921.0	36.30	37.00	33,766	34,094

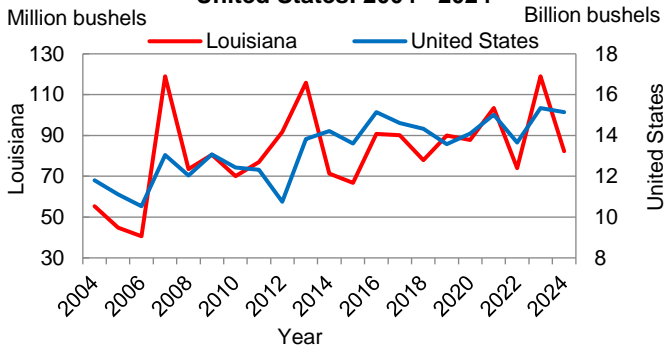
¹ Cotton yield in pounds per acre, production in 480 pound bales.

² Rice yield in pounds per acre, production in hundredweight (cwt).

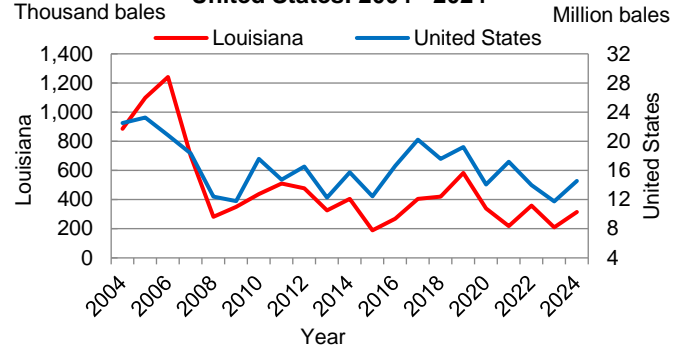
NASS SURVEYS
Are Online!
Convenient, Fast and Secure
RESPOND TODAY.
www.agcounts.usda.gov

USDA is an equal opportunity provider and employer.

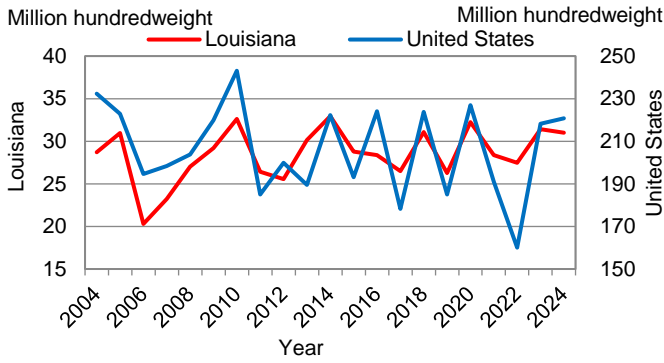
Corn: Production - Louisiana and United States: 2004 - 2024



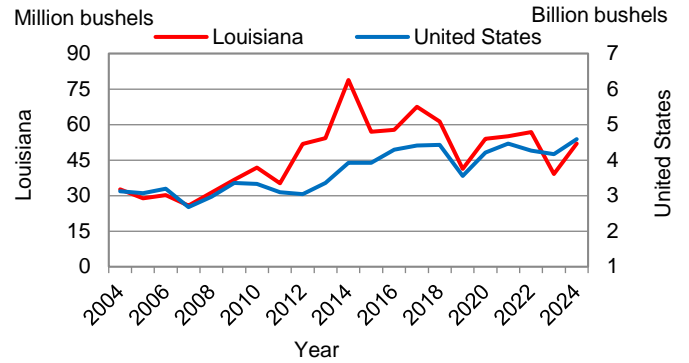
Upland Cotton: Production - Louisiana and United States: 2004 - 2024



All Rice: Production - Louisiana and United States: 2004 - 2024



Soybean: Production - Louisiana and United States: 2004 - 2024



Sugarcane: Production - Louisiana and United States: 2004 - 2024

