



United States Department of Agriculture
National Agricultural Statistics Service



Louisiana Crop Production

Released: January 12, 2023

Delta Region – Louisiana Field Office

5825 Florida Blvd., Suite 1179, Baton Rouge, LA 70806
(225) 922-1362 · (855) 270-2705 FAX · www.nass.usda.gov

Cooperating with the Louisiana Department of Agriculture and Forestry

This report contains the results from the **2022 December Agricultural** and **Sugarcane Inquiry** surveys. These data are also posted on our web site at <https://www.nass.usda.gov/la> and in a more detailed report at <https://www.nass.usda.gov>. Thanks to all who responded to this survey.

Corn Yield and Production Down from 2021
Cotton Yield Down but Production Up from 2021
Rice Yield and Production Down from 2021
Soybean Yield Down but Production Up from 2021
Sugarcane Yield and Production Up from 2021

Louisiana **corn** area harvested is 435,000, down 23 percent from 2021. The average yield is estimated at 170 bushels per acre, down 13 bushels from last year. Production totaled 74.0 million bushels, down 28 percent from 2021.

Upland cotton harvested acres is 190,000, up 83 percent from 2021. The yield is expected to average 909 pounds per harvested acre, down 102 pounds from last year. Production is estimated at 360,000 bales, up 64 percent from 2021.

All hay harvested is 390,000 acres, up 5 percent from 2021. The average yield is estimated at 2.40 tons per acre, down 0.20 ton from last year. Production totaled 936,000 tons, down 3 percent from 2021.

All rice acres harvested is 415,000 acres, up slightly from 2021. The all rice yield is estimated at 6,660 pounds per acre, down 210 pounds from last year. Production totaled 27.6 million hundredweight, down 3 percent from 2021.

Soybean area harvested is 1.21 million acres, up 14 percent from 2021. The average yield is estimated at 47 bushels per acre, down 5 bushels from last year. Production totaled 56.9 million bushels, up 3 percent from 2021.

Area harvested for **sugarcane** (sugar and seed) is 497,800 acres, up 1 percent from 2021. The average yield is estimated at 33.4 net tons per acre, up 4.1 net tons from last year. Production totaled 16.6 million net tons, up 15 percent from 2021.

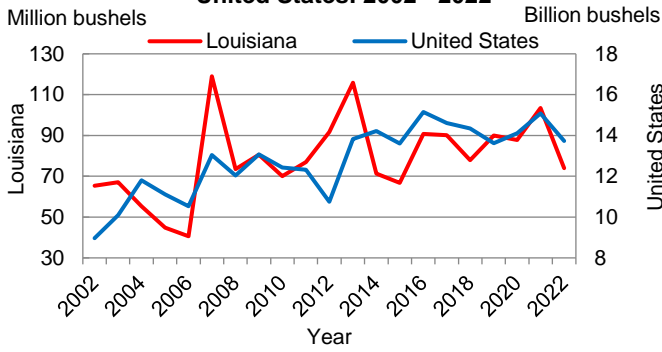
Principal Crops Area Harvested, Yield, and Production - Louisiana and United States: 2021 and 2022

Crop	Unit	Area harvested		Yield		Production	
		2021	2022	2021	2022	2021	2022
Louisiana		(1,000 acres)	(1,000 acres)	(per acre)	(per acre)	(1,000 units)	(1,000 units)
Corn for grain	bushels	565.0	435.0	183.00	170.00	103,395	73,950
Corn for silage	tons	3.0	3.0	16.00	15.00	48	45
Cotton, upland	1	104.0	190.0	1,011.00	909.00	219	360
Hay, all	tons	370.0	390.0	2.60	2.40	962	936
Rice, all	2	413.0	415.0	6,870.00	6,660.00	28,380	27,649
Long grain	2	375.0	366.0	6,890.00	6,680.00	25,838	24,449
Medium grain	2	38.0	49.0	6,690.00	6,530.00	2,542	3,200
Soybeans for beans	bushels	1,060.0	1,210.0	52.00	47.00	55,120	56,870
Sugarcane for sugar and seed ...	net tons	495.3	497.8	29.30	33.40	14,525	16,637
For sugar	net tons	466.0	475.0	29.00	33.30	13,514	15,818
For seed	net tons	29.3	22.8	34.50	35.90	1,011	819
United States		(1,000 acres)	(1,000 acres)	(per acre)	(per acre)	(1,000 units)	(1,000 units)
Corn for grain	bushels	85,318.0	79,207.0	176.70	173.30	15,073,820	13,729,719
Corn for silage	tons	6,445.0	6,860.0	20.10	18.70	129,429	128,567
Cotton, upland	1	10,148.5	7,262.5	813.00	939.00	17,191	14,206
Hay, all	tons	50,736.0	49,546.0	2.37	2.28	120,196	112,801
Rice, all	2	2,485.0	2,172.0	7,709.00	7,383.00	191,581	160,368
Long grain	2	1,935.0	1,774.0	7,471.00	7,224.00	144,564	128,155
Medium grain	2	514.0	368.0	8,629.00	8,157.00	44,354	30,017
Soybeans for beans	bushels	86,312.0	86,336.0	51.70	49.50	4,465,382	4,276,123
Sugarcane for sugar and seed ...	net tons	935.2	928.6	35.10	37.30	32,838	34,675
For sugar	net tons	888.3	889.4	34.90	37.20	31,021	33,087
For seed	net tons	46.9	39.2	38.70	40.50	1,817	1,588

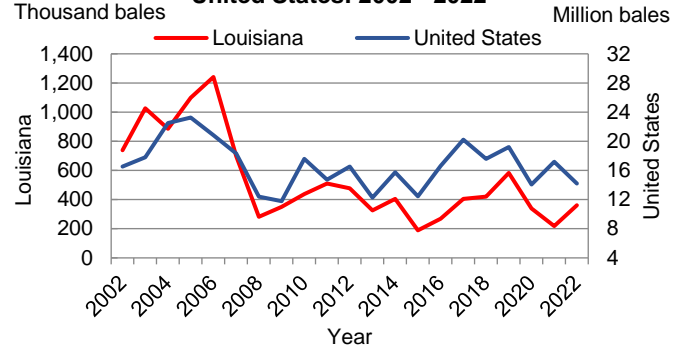
¹ Cotton yield in pounds per acre, production in 480 pound bales.
² Rice yield in pounds per acre, production in hundredweight (cwt).



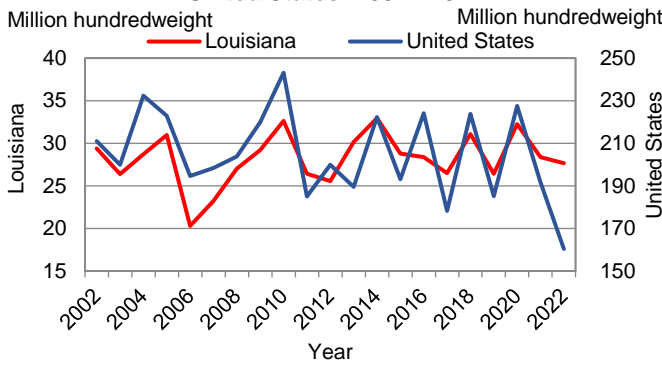
Corn: Production - Louisiana and United States: 2002 - 2022



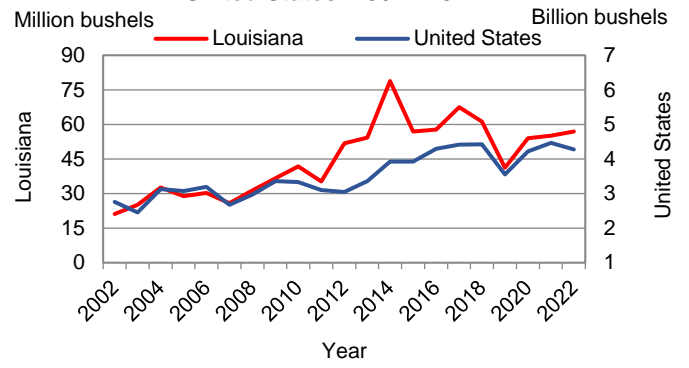
Upland Cotton: Production - Louisiana and United States: 2002 - 2022



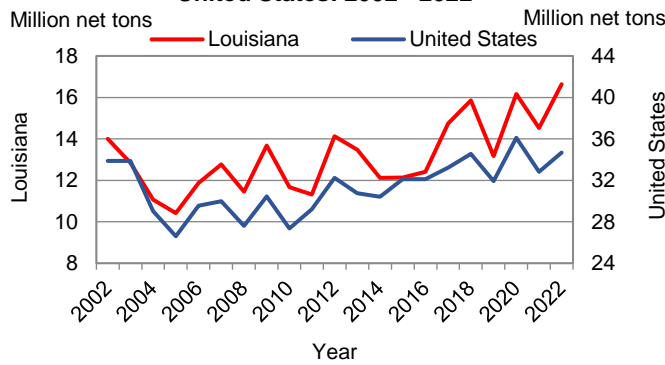
All Rice: Production - Louisiana and United States: 2002 - 2022



Soybeans: Production - Louisiana and United States: 2002 - 2022



Sugarcane: Production - Louisiana and United States: 2002 - 2022



Hay Stocks On Farms - Selected States and United States: December 1, 2021 and 2022

State	2021	2022	Percent of previous year
	(1,000 tons)	(1,000 tons)	(percent)
Alabama	1,550	1,300	84
Arkansas	1,700	1,440	85
Louisiana	640	620	97
Mississippi	1,000	800	80
Missouri	5,700	4,650	82
Oklahoma	4,260	3,000	70
Tennessee	3,000	2,680	89
Texas	8,200	5,150	63
United States	79,016	71,911	91