



United States Department of Agriculture
National Agricultural Statistics Service

Louisiana Crop Production

Released: January 12, 2022



Delta Region – Louisiana Field Office

5825 Florida Blvd., Suite 1179, Baton Rouge, LA 70806
(225) 922-1362 · (855) 270-2705 FAX · www.nass.usda.gov

Cooperating with the Louisiana Department of Agriculture and Forestry

This report contains the results from the **2021 December Agricultural Survey**. These data are also posted on our web site at <https://www.nass.usda.gov/la> and in a more detailed report at <https://www.nass.usda.gov>. Thanks to all who responded to this survey.

- Corn Yield and Production Up from 2020**
- Cotton Yield and Production Down from 2020**
- Rice Yield Up but Production Down from 2020**
- Soybean Yield Down but Production Up from 2020**
- Sugarcane Yield and Production Down from 2020**

Louisiana **corn** area harvested is 565,000, up 16 percent from 2020. The average yield is estimated at 183 bushels per acre, up 2 bushels from last year. Production totaled 103 million bushels, up 18 percent from 2020.

Upland cotton harvested acres is 105,000, down 36 percent from 2020. The yield is expected to average 960 pounds per harvested acre, down 26 pounds from last year. Production is estimated at 210,000 bales, down 38 percent from 2020.

All hay harvested is 370,000 acres, down 7 percent from 2020. The average yield is estimated at 2.60 tons per acre, up 0.20 ton from last year. Production totaled 962,000 tons, up slightly from 2020.

All rice acres harvested is 414,000 acres, down 12 percent from 2020. The all rice yield for is estimated at 6,870 pounds per acre, up 50 pounds from last year. Production totaled 28.4 million hundredweight, down 12 percent from 2020.

Soybean area harvested is 1.06 million acres, up 4 percent from 2020. The average yield is estimated at 52 bushels per acre, down 1 bushel from last year. Production totaled 55.1 million bushels, up 2 percent from 2020.

Area harvested for **sugarcane** (sugar and seed) is 494,600 acres, up 1 percent from 2020. The average yield is estimated at 29.8 net tons acre, down 3.3 net tons from last year. Production totaled 14.7 million net tons, down 9 percent from 2020.

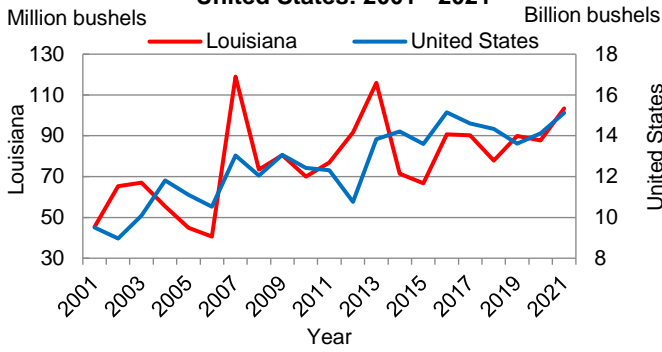
Principal Crops Area Harvested, Yield, and Production - Louisiana and United States: 2020 and 2021

Crop	Unit	Area harvested		Yield		Production	
		2020	2021	2020	2021	2020	2021
Louisiana		(1,000 acres)	(1,000 acres)	(per acre)	(per acre)	(1,000 units)	(1,000 units)
Corn for grain	bushels	485.0	565.0	181.00	183.00	87,785	103,395
Corn for silage	tons	3.0	3.0	17.00	16.00	51	48
Cotton, upland	1	165.0	105.0	986.00	960.00	339	210
Hay, all	tons	400.0	370.0	2.40	2.60	960	962
Rice, all	2	473.0	414.0	6,820.00	6,870.00	32,237	28,447
Long grain	2	424.0	375.0	6,860.00	6,890.00	29,086	25,838
Medium grain	2	49.0	39.0	6,430.00	6,690.00	3,151	2,609
Soybeans for beans	bushels	1,020.0	1,060.0	53.00	52.00	54,060	55,120
Sugarcane for sugar and seed ...	net tons	488.4	494.6	33.10	29.80	16,167	14,735
For sugar	net tons	461.0	464.0	32.90	29.50	15,167	13,688
For seed	net tons	27.4	30.6	36.50	34.20	1,000	1,047
United States		(1,000 acres)	(1,000 acres)	(per acre)	(per acre)	(1,000 units)	(1,000 units)
Corn for grain	bushels	82,313.0	85,388.0	171.40	177.00	14,111,449	15,115,170
Corn for silage	tons	6,711.0	6,481.0	20.50	20.10	137,675	130,317
Cotton, upland	1	8,080.5	9,844.5	835.00	841.00	14,061	17,257
Hay, all	tons	52,238.0	50,736.0	2.43	2.37	126,812	120,196
Rice, all	2	2,986.0	2,488.0	7,619.00	7,709.00	227,514	191,796
Long grain	2	2,301.0	1,936.0	7,422.00	7,471.00	170,784	144,639
Medium grain	2	644.0	516.0	8,373.00	8,623.00	53,920	44,494
Soybeans for beans	bushels	82,603.0	86,332.0	51.00	51.40	4,216,302	4,435,232
Sugarcane for sugar and seed ...	net tons	947.6	937.5	38.10	35.20	36,100	33,030
For sugar	net tons	903.4	890.2	38.00	35.10	34,338	31,233
For seed	net tons	44.2	47.3	39.90	38.00	1,762	1,797

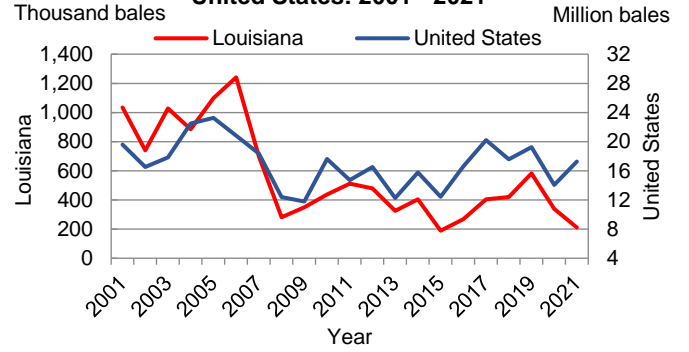
¹ Cotton yield in pounds per acre, production in 480 pound bales.

² Rice yield in pounds per acre, production in hundredweight (cwt).

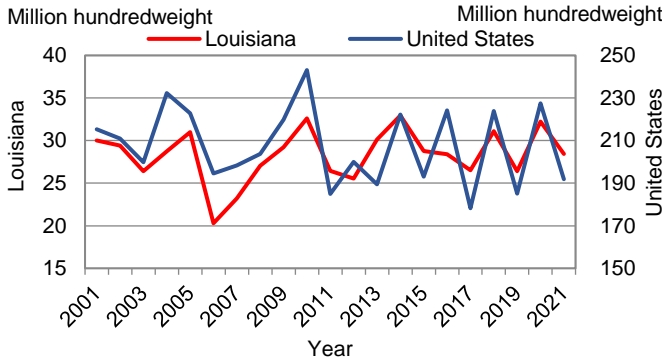
Corn: Production - Louisiana and United States: 2001 - 2021



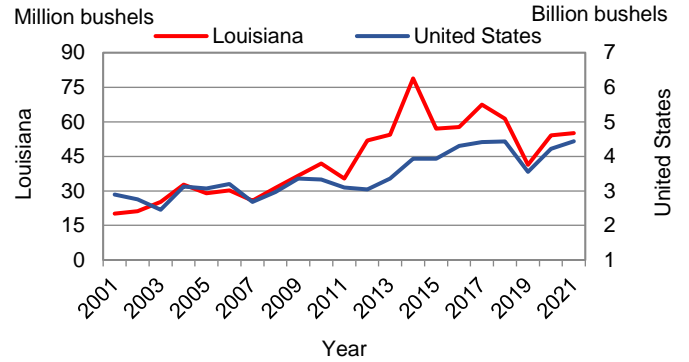
Upland Cotton: Production - Louisiana and United States: 2001 - 2021



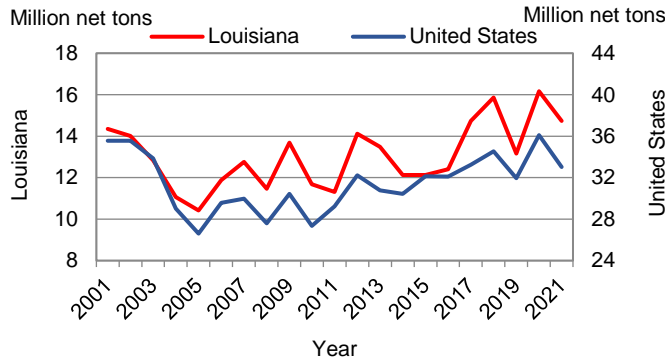
All Rice: Production - Louisiana and United States: 2001 - 2021



Soybeans: Production - Louisiana and United States: 2001 - 2021



Sugarcane: Production - Louisiana and United States: 2001 - 2021



Hay Stocks On Farms - Selected States and United States: December 1, 2020 and 2021

State	2020	2021	Percent of previous year
	(1,000 tons)	(1,000 tons)	(percent)
Alabama	1,800	1,550	86
Arkansas	1,800	1,700	94
Louisiana	660	640	97
Mississippi	1,050	1,000	95
Missouri	6,000	5,700	95
Oklahoma	4,100	4,260	104
Tennessee	2,930	3,000	102
Texas	6,400	8,200	128
United States	84,020	79,016	94