



United States Department of Agriculture
National Agricultural Statistics Service



Louisiana Acreage

Released: June 28, 2024

Delta Region – Louisiana Field Office

5825 Florida Blvd., Suite 1179, Baton Rouge, LA 70806
(225) 922-1362 · (855) 270-2705 FAX · www.nass.usda.gov

Cooperating with the Louisiana Department of Agriculture and Forestry

This report contains the results from the **2024 June Agricultural surveys**. These data are also posted on our web site at <https://www.nass.usda.gov/la> and in a more detailed report at <https://www.nass.usda.gov>. Thanks to all who responded to these surveys.

Corn Planted Acreage Down 27 Percent from 2023
Cotton Planted Acreage Unchanged
Rice Planted Acreage Up 3 Percent
Soybean Planted Acreage Up 14 Percent

Louisiana **corn** planted area for all purpose is estimated at 510,000 acres, down 190,000 acres from a year ago and down 50,000 acres from March planting intentions.

Upland cotton planted acres is estimated at 120,000, unchanged from a year ago, but down 20,000 acres from March planting intentions.

All hay expected to be harvested is estimated at 430,000 acres, up 40,000 acres from a year ago and up 10,000 acres from March intentions.

All rice planted area for 2024 is estimated at 480,000 acres, up 12,000 acres from a year ago and up 30,000 acres from March planting intentions. Breakout is 430,000 acres for long grain and 50,000 acres for medium grain.

Soybean planted area is estimated at 1.17 million acres, up 140,000 acres from a year ago and up 20,000 acres from March planting intentions.

Sugarcane for sugar and seed harvested acres is estimated at 515,000 acres, up 9,500 acres from a year ago.

Area Planted and Harvested - Louisiana and United States: 2023 and 2024

Crop	Area planted			Area harvested		
	2023	2024	Percent of previous year	2023	2024 ¹	Percent of previous year
Louisiana	(1,000 acres)	(1,000 acres)	(percent)	(1,000 acres)	(1,000 acres)	(percent)
Corn	700.0	510.0	73	680.0	495.0	73
Cotton, upland ²	120.0	120.0	100	115.0		
Hay, all ³	(NA)	(NA)	(NA)	390.0	430.0	110
Rice, all	468.0	480.0	103	462.0	472.0	102
Long grain	390.0	430.0	110	387.0	425.0	110
Medium grain	78.0	50.0	64	75.0	47.0	63
Soybeans	1,030.0	1,170.0	114	980.0	1,130.0	115
Sugarcane (sugar and seed) ³	(NA)	(NA)	(NA)	505.5	515.0	102
United States	(1,000 acres)	(1,000 acres)	(percent)	(1,000 acres)	(1,000 acres)	(percent)
Corn	94,641.0	91,475.0	97	86,513.0	83,438.0	96
Cotton, upland ²	10,083.0	11,488.0	114	6,301.8		
Hay, all ³	(NA)	(NA)	(NA)	52,821.0	51,531.0	98
Other ³	(NA)	(NA)	(NA)	37,187.0	35,904.0	97
Rice, all	2,894.0	2,943.0	102	2,854.0	2,900.0	102
Long grain	2,063.0	2,278.0	110	2,045.0	2,251.0	110
Medium grain	815.0	644.0	79	793.0	628.0	79
Short grain	16.0	21.0	131	16.0	21.0	131
Soybeans	83,600.0	86,100.0	103	82,356.0	85,261.0	104
Sugarcane (sugar and seed) ³	(NA)	(NA)	(NA)	929.6	909.0	98

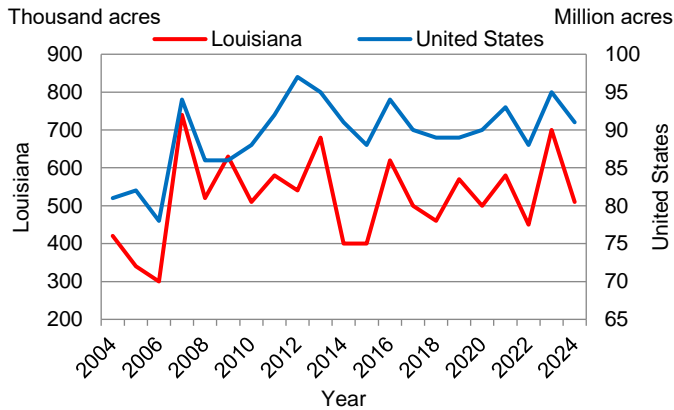
(NA) Not available.

¹ Forecasted.

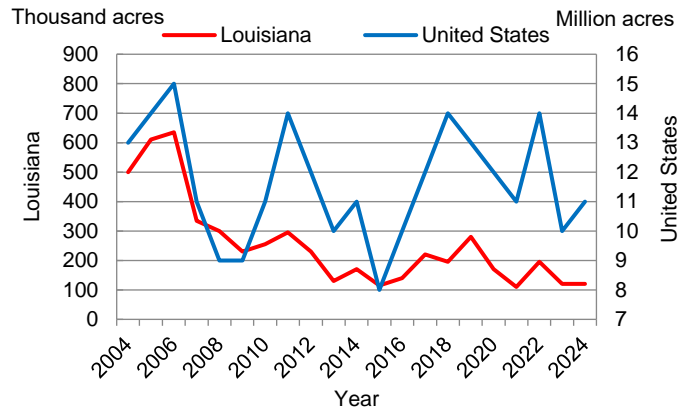
² First estimate of area harvested to be released August 12, 2024, in the Crop Production report.

³ Area harvested only.

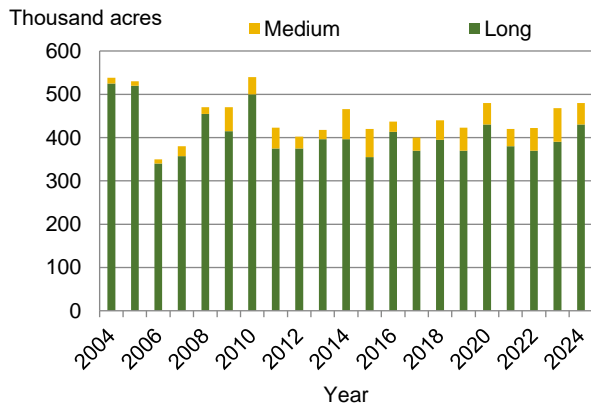
Corn: Area Planted - Louisiana and United States: 2004 - 2024



Upland Cotton: Area Planted - Louisiana and United States: 2004 - 2024



Rice: Area Planted - Louisiana 2004 - 2024



Soybean: Area Planted - Louisiana and United States: 2004 - 2024

