



United States Department of Agriculture  
National Agricultural Statistics Service  
**Florida Crop Progress  
and Condition Report**



Cooperating with the Florida Department of Agriculture and Consumer Services and the UF/IFAS Extension Service  
Southern Region, Florida Field Office · 851 Trafalgar Court Suite 310 E · Maitland, FL 32751 · (800) 253-4419 · (855) 271-9801 FAX  
[www.nass.usda.gov](http://www.nass.usda.gov)

This report contains data collected each week from respondents across the state whose occupations provide them opportunities to discuss agricultural production with farmers in their counties as well as to make visual observations. We thank all who have contributed to this report.

February 13, 2023

Media Contact: Mark Hudson

**General**

According to the National Agricultural Statistics Service in Florida, there were 6.6 days suitable for fieldwork for the week ending Sunday, February 12, 2023. Precipitation for the state ranged from no rain to 4.7 inches in Perry (Taylor County). The average mean temperature ranged from 57.3°F at Marianna Airport (Jackson County) to 81.9°F at Key West Naval Air Station (Monroe County).

**Citrus**

Temperatures were above average in the citrus growing region last week, with average highs in the high 70’s to low 80’s. The warmest readings were recorded in Sebring (Highlands County) at 83 degrees, followed by Clermont (Lake County) at 82 degrees. The citrus belt received inconsistently distributed light rainfall during the reporting period associated with the passage of a cold front. The most rain fell in Fellsmere (Indian River County), with 1.80 inches of precipitation, followed by Mount Plymouth (Lake County), reading 1.20 inches. According to the February 9, 2023, U.S. Drought Monitor, abnormally dry conditions continued to cover the majority of the citrus growing region, with the exception of an area centered on the west coast of the peninsula which remained drought free.

Grove operations included spraying pesticides and nutritionals, fertilizing, spraying herbicides, mowing, topping, hedging, removal of dead trees, replanting young trees, and general grove maintenance. Irrigation was being run statewide. Field personnel reported bloom in groves across multiple areas of the state, and continued color improvement on Valencia oranges.

Packinghouses were shipping red and white grapefruit, mid-season and late oranges, and tangerines. Processors were handling Valencia orange packinghouse eliminations, and a small amount of field run fruit. Processing of Valencia oranges was expected to ramp up through February into March.

**Citrus Estimated Boxes Harvested**

[In thousands of 1-3/5 bushel boxes]

Crop	For week ending			Previous Year
	Jan 22, 2023 (Preliminary)	Jan 29, 2023 (Preliminary)	Feb 5, 2023 (Preliminary)	Feb 6, 2022 (Actual)
	(boxes)	(boxes)	(boxes)	(boxes)
Early and Mid-oranges .....	200	27	17	1,042
Navel oranges ....	1	1	0	1
Valencia Oranges	10	24	12	136
Red grapefruit ....	83	80	80	189
White grapefruit..	2	5	8	33
Tangerines and Tangelos .....	31	16	13	36
<b>Total .....</b>	<b>327</b>	<b>153</b>	<b>130</b>	<b>1,437</b>

Source: Florida Department of Agriculture and Consumer Service Fruit and Vegetable Division

**Crops**

The northern region of the state received a significant amount of rain the past week, while the rest of the state received little to no precipitation. Despite the precipitation, there was little improvement in drought conditions across the state. Fruits and vegetables that were planted and harvested last week include strawberries, eggplant, sweet corn, green beans, yellow squash, zucchini, and tomatoes. Reporters noted that cold weather caused some bleaching on cabbage. Rice planting is expected to begin next week.

**Livestock and Pastures**

Cattle were reported to be in mostly good to fair condition, while pastures were reported to be in mostly poor to fair condition.

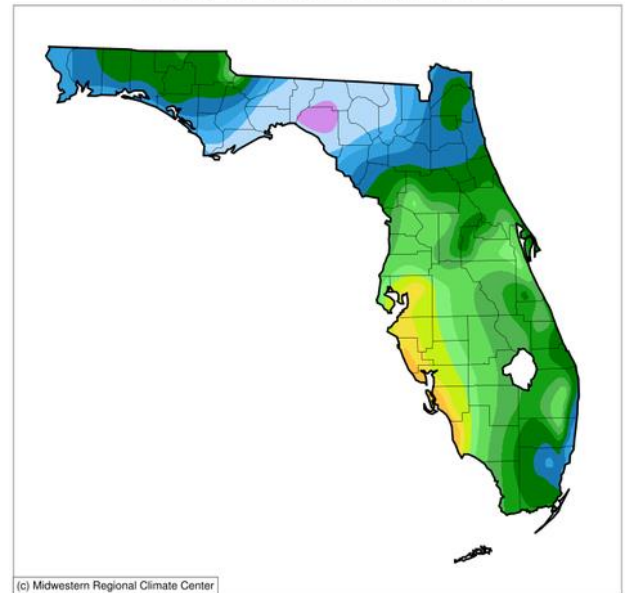
### Conditions for Week Ending 2/12/23

Crop	Very poor (percent)	Poor (percent)	Fair (percent)	Good (percent)	Excellent (percent)
Cattle.....	1	7	38	47	7
Pasture & range...	2	43	32	17	6

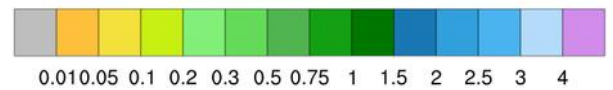
### Soil Moisture for Week Ending 2/12/23

Topsoil	Previous week (percent)	This week (percent)
Very short.....	3	3
Short.....	21	19
Adequate.....	74	76
Surplus.....	2	2

Accumulated Precipitation (in)  
February 06, 2023 to February 12, 2023

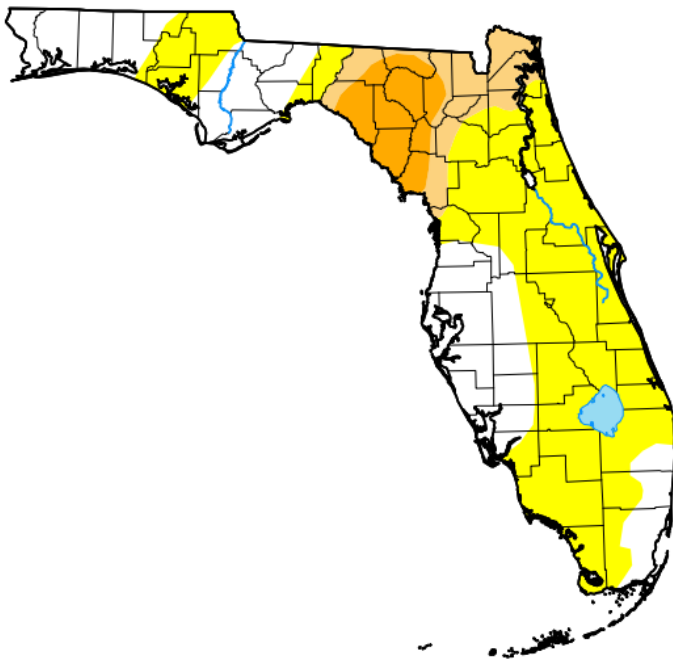


(c) Midwestern Regional Climate Center



<https://mrcc.purdue.edu/CLIMATE/>

## U.S. Drought Monitor Florida



### February 7, 2023

(Released Thursday, Feb. 9, 2023)

Valid 7 a.m. EST

Drought Conditions (Percent Area)

	None	D0-D4	D1-D4	D2-D4	D3-D4	D4
<b>Current</b>	30.99	69.01	16.47	7.97	0.00	0.00
<b>Last Week</b> <i>01-31-2023</i>	27.55	72.45	15.58	7.63	0.00	0.00
<b>3 Months Ago</b> <i>11-09-2022</i>	64.27	35.73	31.58	26.82	0.00	0.00
<b>Start of Calendar Year</b> <i>01-03-2023</i>	56.61	43.39	30.80	19.77	0.00	0.00
<b>Start of Water Year</b> <i>09-27-2022</i>	91.16	8.84	0.00	0.00	0.00	0.00
<b>One Year Ago</b> <i>02-08-2022</i>	76.41	23.59	0.04	0.00	0.00	0.00

**Intensity:**

- None
- D0 Abnormally Dry
- D1 Moderate Drought
- D2 Severe Drought
- D3 Extreme Drought
- D4 Exceptional Drought

The Drought Monitor focuses on broad-scale conditions. Local conditions may vary. For more information on the Drought Monitor, go to <https://droughtmonitor.unl.edu/About.aspx>

**Author:**

Brian Fuchs  
National Drought Mitigation Center



[droughtmonitor.unl.edu](https://droughtmonitor.unl.edu)