



United States Department of Agriculture  
National Agricultural Statistics Service  
**Florida Crop Progress  
and Condition Report**



Cooperating with the Florida Department of Agriculture and Consumer Services and the UF/IFAS Extension Service  
Southern Region, Florida Field Office · 851 Trafalgar Court Suite 310 E · Maitland, FL 32751 · (800) 253-4419 · (855) 271-9801 FAX  
[www.nass.usda.gov](http://www.nass.usda.gov)

This report contains data collected each week from respondents across the state whose occupations provide them opportunities to discuss agricultural production with farmers in their counties as well as to make visual observations. We thank all who have contributed to this report.

October 16, 2023

Media Contact: Mark Hudson

## General

According to the National Agricultural Statistics Service in Florida, there were 6.5 days suitable for fieldwork for the week ending Sunday, October 15, 2023. Precipitation for the state ranged from trace amounts to 12.9 inches in Perry (Taylor County). The average mean temperature ranged from 64.4°F in Niceville (Okaloosa County) to 85.6°F at Key West Naval Air Station (Monroe County).

## Citrus

Temperatures were seasonable in the citrus growing region last week, with average highs in the mid-80's. The warmest readings were recorded in Sebring (Highlands County) reaching 87 degrees, followed by Clermont (Lake County) and Kenansville (Osceola County), both reading 85 degrees. The citrus belt received widespread light to moderate rainfall during the reporting period, as a mass of tropical moisture traversed the peninsula. The most rain fell in Mount Plymouth (Lake County), reading 2.1 inches of precipitation, followed by Lake Placid (Highlands County) registering 2.0 inches, and Ocklawaha (Marion County) measuring 1.9 inches. According to the October 12, 2023, U.S. Drought Monitor, various levels of drought and abnormal dryness remained constant in the citrus counties along the Gulf coast. The rest of the citrus growing region continued to be drought free.

Grove operations included spraying pesticides and nutritionals, fertilizing, spraying herbicides, mowing, removal of dead trees, replanting young trees, and general grove maintenance. Irrigation was being run as needed. Field personnel reported next

year's fruit sizing well, with oranges approximately tennis ball to larger than baseball size, while grapefruit were about baseball to softball size. Color break on Fallglo tangerines, Navel, early and midseason oranges, and red grapefruit was observed in most groves.

Limited harvest of Fallglo and Early Pride tangerines, along with early oranges, had begun. Processed oranges included only cold storage from last season's crop.

## Crops

The northern half of the state received a significant amount of rain last week, while the southern half received only a limited amount of precipitation. Temperatures continued to drop across much of the state after a very hot growing season. Fall vegetable planting continued and neared completion. Crops that were harvested last week included rice, okra, avocado, bitter melon, and other tropical fruits. Drier and cooler weather in the southern part of the state improved conditions for sugarcane harvest. Strawberry planting was reported to be at its peak last week. Reporters noted some instances of pest issues, most notably whitefly.

## Livestock and Pastures

Cattle and pastures were reported in mostly good to fair condition. Reporters noted that the cooler weather effectively ended the growing season for warm season grasses and that soil moisture delayed field work for winter planting.

### Crop Progress for Week Ending 10/15/23

Crop	Prev year	Prev week	This week	5 Year avg
	(percent)	(percent)	(percent)	(percent)
Cotton - Bolls Opening...	93	86	92	84
Cotton - Harvested.....	13	8	14	11
Peanuts - Dug.....	87	70	75	80
Peanuts - Harvested.....	71	55	66	65

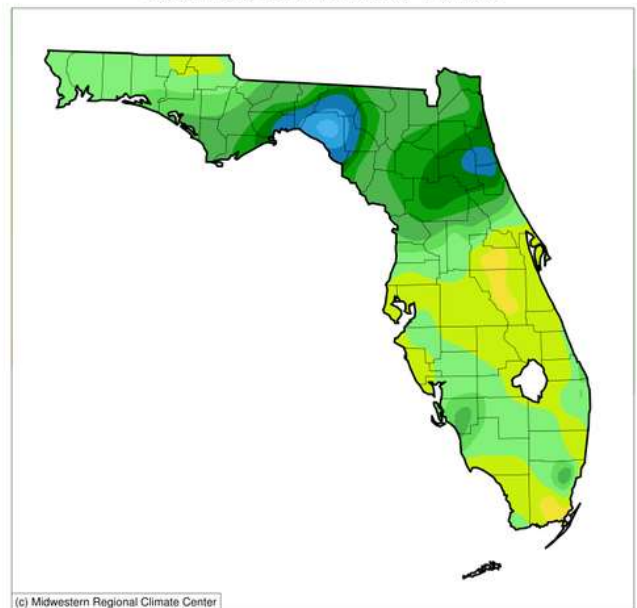
### Conditions for Week Ending 10/15/23

Crop	Very poor	Poor	Fair	Good	Excellent
	(percent)	(percent)	(percent)	(percent)	(percent)
Cattle.....	1	2	20	61	16
Cotton.....	7	35	40	18	0
Pasture & range....	2	6	29	37	26

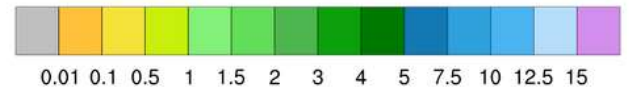
### Soil Moisture for Week Ending 10/15/23

Topsoil	Previous week	This week
	(percent)	(percent)
Very short.....	5	3
Short.....	20	16
Adequate.....	63	72
Surplus.....	12	9

Accumulated Precipitation (in)  
October 09, 2023 to October 15, 2023

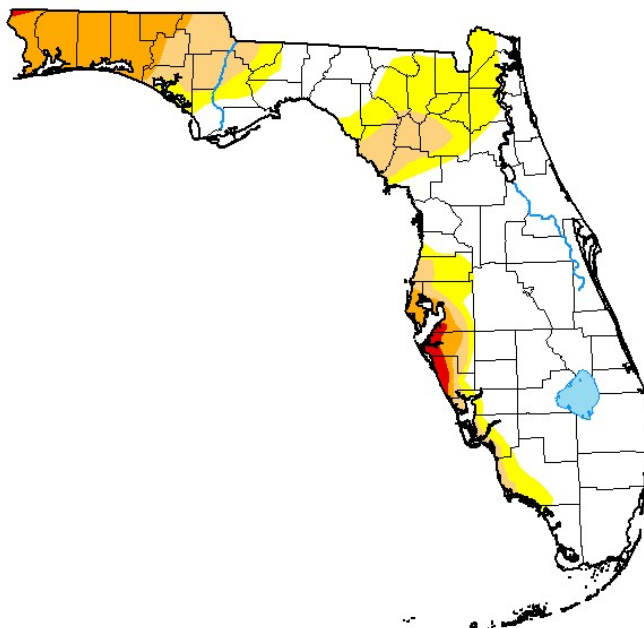


(c) Midwestern Regional Climate Center



<https://mrcc.purdue.edu/CLIMATE/>

## U.S. Drought Monitor Florida



October 10, 2023

(Released Thursday, Oct. 12, 2023)

Valid 8 a.m. EDT

Drought Conditions (Percent Area)

	None	D0-D4	D1-D4	D2-D4	D3-D4	D4
<b>Current</b>	62.46	37.54	21.13	10.25	0.89	0.00
<b>Last Week</b> 10-03-2023	62.46	37.54	17.70	9.50	0.91	0.00
<b>3 Months Ago</b> 07-11-2023	86.19	13.81	5.36	2.73	0.00	0.00
<b>Start of Calendar Year</b> 01-03-2023	56.61	43.39	30.80	19.77	0.00	0.00
<b>Start of Water Year</b> 09-26-2023	69.09	30.91	17.59	9.00	0.81	0.00
<b>One Year Ago</b> 10-11-2022	80.98	19.02	4.90	0.57	0.00	0.00

Intensity:

- None
- D0 Abnormally Dry
- D1 Moderate Drought
- D2 Severe Drought
- D3 Extreme Drought
- D4 Exceptional Drought

The Drought Monitor focuses on broad-scale conditions. Local conditions may vary. For more information on the Drought Monitor, go to <https://droughtmonitor.unl.edu/About.aspx>

Author:

Brad Pugh  
CPC/NOAA



[droughtmonitor.unl.edu](https://droughtmonitor.unl.edu)