



United States Department of Agriculture
National Agricultural Statistics Service
**Florida Crop Progress
and Condition Report**



Cooperating with the Florida Department of Agriculture and Consumer Services and the UF/IFAS Extension Service
Southern Region, Florida Field Office · 851 Trafalgar Court Suite 310 E · Maitland, FL 32751 · (800) 253-4419 · (855) 271-9801 FAX
www.nass.usda.gov

This report contains data collected each week from respondents across the state whose occupations provide them opportunities to discuss agricultural production with farmers in their counties as well as to make visual observations. We thank all who have contributed to this report.

December 27, 2022

Media Contact: Mark Hudson

General

According to the National Agricultural Statistics Service in Florida, there were 6.1 days suitable for fieldwork for the week ending Sunday, December 25, 2022. Precipitation for the state ranged from trace amounts of rain to 3.0 inches at Key West Airport (Monroe County). The average mean temperature ranged from 40.6°F at Marianna Municipal Airport (Jackson County) to 76.3°F at Key West Naval Air Station (Monroe County).

Citrus

Temperatures cooled significantly in the citrus growing region last week, with average highs ranging from the low 60's to the low 70's. Notably, due to a strong cold front, several locations experienced nightly lows at or below freezing, including Mount Plymouth (Lake County) at 27 degrees, Clermont (Lake County) at 30 degrees, and Winter Haven (Polk County) at 31 degrees. Growers were assessing any damage due to the cold weather. The citrus belt received widespread light to moderate rainfall during the reporting period associated with the passage of multiple cold fronts. The most rain fell in Lake Placid (Highlands County), receiving 1.5 inches of precipitation. According to the December 22, 2022, U.S. Drought Monitor, the entire citrus growing region remained drought free, though abnormally dry conditions edged closer to some groves in the northwestern portion of the citrus area.

Grove operations included spraying pesticides, fertilizing, spraying, mowing, topping, hedging, removal of dead trees, replanting young trees, and general grove maintenance. Irrigation was being run statewide. Sizing on this season's crop was as follows: oranges about tennis ball

to baseball size and grapefruit about softball size. Field personnel reported grapefruit coloring well, with coloration beginning on Valencia oranges also.

Harvested varieties for the fresh market included: early and midseason tangerines; early, midseason, and Navel oranges; and red and white grapefruit. Processed fruit included field-run early oranges, Navels, and red grapefruit, along with packinghouse eliminations of all fruit types.

Crops

Scattered showers across most of the state allowed soil moisture to maintain adequate levels, with Monroe County receiving the most precipitation. The rain continued to play a part in lower temperatures across the state as well.

Freeze protection, such as cover cloth and overhead irrigation was used to protect crops when temperatures dropped below freezing at night. Green beans, peppers, and tomatoes were harvested across the southern region of the state and the fields were being prepped for the spring.

Livestock and Pastures

Cattle and pasture conditions were reported mostly good to fair. Despite a notable amount of precipitation in the past couple of weeks, the northern region of the state continued to be under drought conditions.

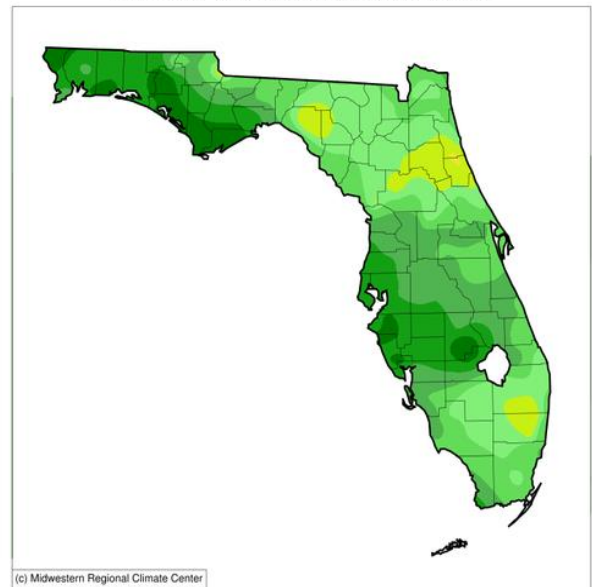
Conditions for Week Ending 12/25/22

Crop	Very poor (percent)	Poor (percent)	Fair (percent)	Good (percent)	Excellent (percent)
Cattle.....	1	6	28	45	20
Pasture & range...	2	13	35	33	17

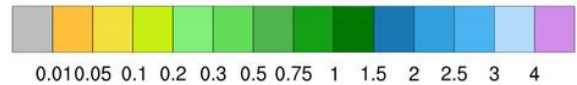
Soil Moisture for Week Ending 12/25/22

Topsoil	Previous week (percent)	This week (percent)
Very short.....	2	1
Short.....	22	13
Adequate.....	71	82
Surplus.....	5	4

Accumulated Precipitation (in) December 19, 2022 to December 25, 2022



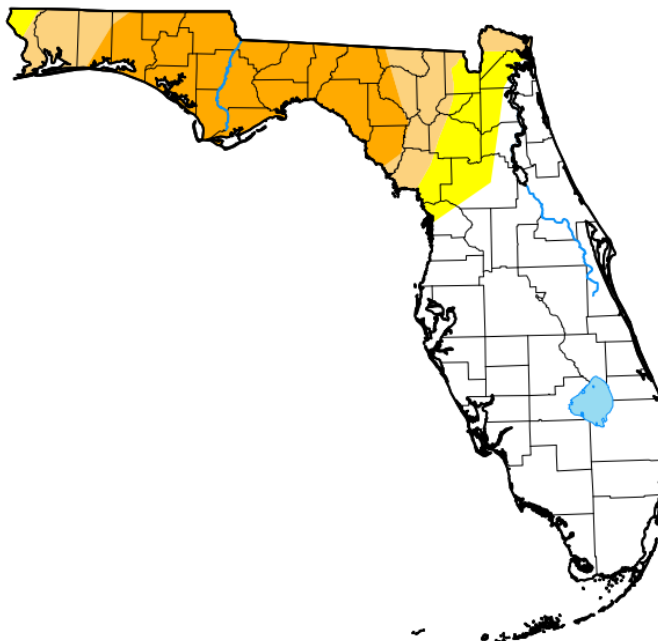
(c) Midwestern Regional Climate Center



<https://mrcc.purdue.edu/CLIMATE/>

U.S. Drought Monitor Florida

December 20, 2022
(Released Thursday, Dec. 22, 2022)
Valid 7 a.m. EST



Drought Conditions (Percent Area)

	None	D0-D4	D1-D4	D2-D4	D3-D4	D4
Current	59.38	40.62	32.33	21.92	0.00	0.00
Last Week 12-13-2022	59.49	40.51	31.98	25.79	0.00	0.00
3 Months Ago 09-20-2022	81.48	18.52	1.19	0.00	0.00	0.00
Start of Calendar Year 01-04-2022	76.97	23.03	0.10	0.00	0.00	0.00
Start of Water Year 09-27-2022	91.16	8.84	0.00	0.00	0.00	0.00
One Year Ago 12-21-2021	89.81	10.19	0.00	0.00	0.00	0.00

Intensity:

None	D2 Severe Drought
D0 Abnormally Dry	D3 Extreme Drought
D1 Moderate Drought	D4 Exceptional Drought

The Drought Monitor focuses on broad-scale conditions. Local conditions may vary. For more information on the Drought Monitor, go to <https://droughtmonitor.unl.edu/About.aspx>

Author:

Curtis Riganti
National Drought Mitigation Center



droughtmonitor.unl.edu