



United States Department of Agriculture
National Agricultural Statistics Service
**Florida Crop Progress
and Condition Report**



Cooperating with the Florida Department of Agriculture and Consumer Services and the UF/IFAS Extension Service
Southern Region, Florida Field Office · 851 Trafalgar Court Suite 310 E · Maitland, FL 32751 · (407) 648-6013 · (855) 271-9801 FAX
www.nass.usda.gov

This report contains data collected each week from respondents across the state whose occupations provide them opportunities to discuss agricultural production with farmers in their counties as well as to make visual observations. We thank all who have contributed to this report.

April 19, 2021

Media Contact: Mark Hudson

General

According to the National Agricultural Statistics Service in Florida, there were 6.3 days suitable for fieldwork for the week ending Sunday, April 18, 2021. Precipitation for the state ranged from no rain in a few locations to 5.3 inches at Pensacola International Airport (Escambia County). The average mean temperature ranged from 64.2°F in Niceville (Okaloosa County) to 79.7°F at Key West International Airport (Monroe County).

Citrus

Maximum temperatures in the citrus growing region ranged from the upper 80s to low 90s during the reporting week. All citrus counties were relatively dry until the weekend. Rainfall over the weekend was heaviest in the Northern area and portions of the Western citrus growing area. The greatest rainfall was in Mount Plymouth (Lake County), at 2.6 inches. According to the April 15, 2021, U.S. Drought Monitor, a majority of the citrus region experienced abnormally dry conditions, with parts of Collier and Hendry counties experiencing moderate drought conditions.

Valencia orange harvest is in full swing. Processing of late season oranges should continue until the middle of May. Grapefruit and mandarin harvest is about over for the season.

The trees have formed an abundance of pea size fruit for next season. Normal fruit drop is beginning as the trees are setting the crop for the upcoming season.

Grove operations included mowing after harvest, hedging, fertilizing, spraying herbicides, spraying nutritionals, taking care of young trees, and performing general grove maintenance. Reports from the field indicated the pushing of old trees and replanting of new ones. Irrigation was being run in all areas.

Citrus Estimated Boxes Harvested

[In thousands of 1-3/5 bushel boxes]

| Crop | For week ending | | | Previous Year |
|------------------------------|----------------------|---------------------|----------------------------|----------------------|
| | Mar 28, 2021 (Final) | Apr 4, 2021 (Final) | Apr 11, 2021 (Preliminary) | Apr 5, 2020 (Actual) |
| | (boxes) | (boxes) | (boxes) | (boxes) |
| Early and Mid-oranges | 2 | 1 | 0 | 0 |
| Valencia Oranges | 2,817 | 2,456 | 2,558 | 3,056 |
| Red grapefruit | 71 | 32 | 31 | 46 |
| White grapefruit.. | 25 | 9 | 1 | 1 |
| Tangerines and Tangelos..... | 10 | 4 | 1 | 3 |
| Total | 2,925 | 2,502 | 2,591 | 3,106 |

Source: Florida Department of Agriculture and Consumer Service Fruit and Vegetable Division

Crops

A variety of fruits and vegetables were planted and marketed last week. Much of Florida, specifically the Panhandle, received plentiful rainfall last week which delayed planting and harvesting activities. Corn and peanuts continued to be planted as the weather permitted. Some producers reported minor damage to watermelons after the frost two weeks ago as harvest continued. Some disease infections were reported in vegetables after rainfall and warm temperatures in the southern part of the state. Sugarcane harvest continued.

Livestock and Pastures

Cattle and pasture conditions remained in mostly fair to good condition throughout the state. Some pastures were being prepared for planting.

Soil Moisture for Week Ending 04/18/21

| Topsoil | Previous week | This week |
|-----------------|---------------|-----------|
| | (percent) | (percent) |
| Very short..... | 3 | 1 |
| Short..... | 25 | 22 |
| Adequate..... | 67 | 69 |
| Surplus..... | 5 | 8 |

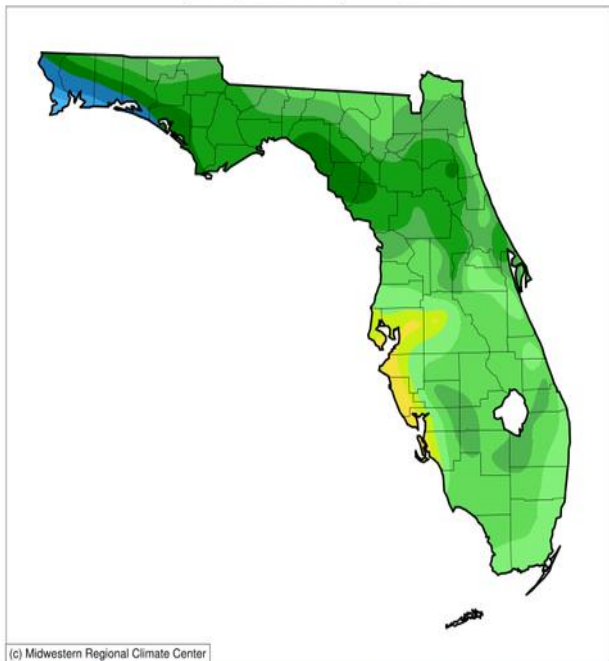
Crop Progress for Week Ending 04/18/21

| Crop | Prev year | Prev week | This week | 5 Year avg |
|------------------------|-----------|-----------|-----------|------------|
| | (percent) | (percent) | (percent) | (percent) |
| Cotton - Planted | 0 | 0 | 0 | 1 |
| Peanuts - Planted..... | 12 | 8 | 11 | 10 |

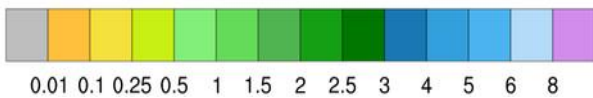
Condition for Week Ending 04/18/21

| Crop | Very poor | Poor | Fair | Good | Excellent |
|-----------------------|-----------|-----------|-----------|-----------|-----------|
| | (percent) | (percent) | (percent) | (percent) | (percent) |
| Cattle | 1 | 12 | 32 | 50 | 5 |
| Pasture & range | 2 | 23 | 43 | 27 | 5 |

Accumulated Precipitation (in)
April 12, 2021 to April 18, 2021

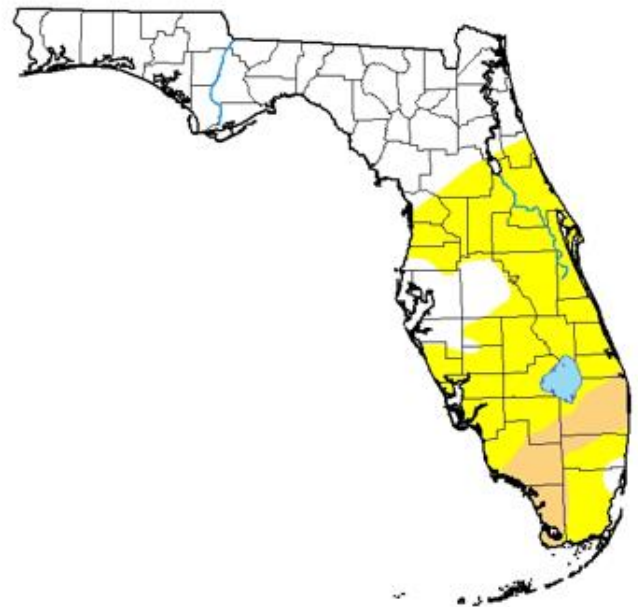


(c) Midwestern Regional Climate Center



mrcc.isws.illinois.edu/CLIMATE

U.S. Drought Monitor Florida



Intensity:



April 13, 2021 (Released Thursday, April 15, 2021)
<https://droughtmonitor.unl.edu/>