



United States Department of Agriculture
National Agricultural Statistics Service
**Florida Crop Progress
and Condition Report**



Cooperating with the Florida Department of Agriculture and Consumer Services and the UF/IFAS Extension Service
Southern Region, Florida Field Office · 851 Trafalgar Court Suite 310 E · Maitland, FL 32751 · (407) 648-6013 · (855) 271-9801 FAX
www.nass.usda.gov

This report contains data collected each week from respondents across the state whose occupations provide them opportunities to discuss agricultural production with farmers in their counties as well as to make visual observations. We thank all who have contributed to this report.

February 16, 2021

Media Contact: Mark Hudson

General

According to the National Agricultural Statistics Service in Florida, there were 6.1 days suitable for fieldwork for the week ending Sunday, February 14, 2021. Precipitation for the state ranged from no rain in a few locations to 5.2 inches at Panama City Beach (Bay County). The average mean temperature ranged from 54.1°F in Niceville (Okaloosa County) to 78.1°F at Miami International Airport (Miami-Dade County).

Citrus

Maximum temperatures in the citrus growing region ranged from the low to high 80s. The highest reading was in Sebring (Highlands County), at 89.0°F. The citrus region received some beneficial rainfall, with several stations reporting more than an inch of rain for the week. The greatest rainfall was in Vero Beach (Indian River County), at 3.0 inches. According to the February 11, 2020, U.S. Drought Monitor, drought conditions lessened in the Western and Southern regions, while the Northern, Central, and Indian River regions remained abnormally dry. Only parts of Citrus, Desoto, Hardee, Hendry, Marion, Pasco, Polk, and Osceola were abnormally dry.

Most plants are finished processing early and mid-season non-Valencia oranges. A few plants will be processing Valencias starting this week or next, but most will be starting March 1. Grapefruit harvest is running about two hundred and fifty thousand boxes a week, primarily for processing.

Mostly, the newer varieties of mid-season mandarins are being harvested for the fresh market. The largest quantities noted were the Autumn Honey, Tango, and Temple tangerines and tangelos.

Grove operations included fertilizing, mowing, hedging, applying herbicide, and minimal spraying. Irrigation was being run in most areas. Field staff reported seeing new growth on trees and some droppage.

Citrus Estimated Boxes Harvested

[In thousands of 1-3/5 bushel boxes]

Crop	For week ending			Previous Year
	Jan 24, 2021 (Final)	Jan 31, 2021 (Preliminary)	Feb 7, 2021 (Preliminary)	Feb 9, 2020 (Actual)
	(boxes)	(boxes)	(boxes)	(boxes)
Early and Mid-oranges	2,557	2,270	1,342	2,561
Navel oranges	4	2	4	5
Valencia Oranges	5	46	127	55
Red grapefruit	170	155	220	221
White grapefruit..	56	23	17	76
Tangerines and Tangelos.....	59	39	20	64
Total	2,851	2,535	1,730	2,982

Source: Florida Department of Agriculture and Consumer Service Fruit and Vegetable Division

Crops

A variety of fruits and vegetables were planted and marketed last week. Heavy rain and cool conditions were reported across much of the state. Planting and harvesting activities in the Panhandle and northern parts of the peninsula were slowed due to the heavy rain. As the weather permitted, cover crops were planted. Some producers reported damage to vegetable crops as a result of the below freezing temperatures last week. Sugarcane was harvested in the southern peninsula.

Livestock and Pastures

Cattle conditions remained in mostly fair to good condition throughout the state. Pasture conditions deteriorated due to cold temperatures and heavy rainfall.

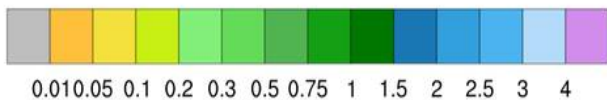
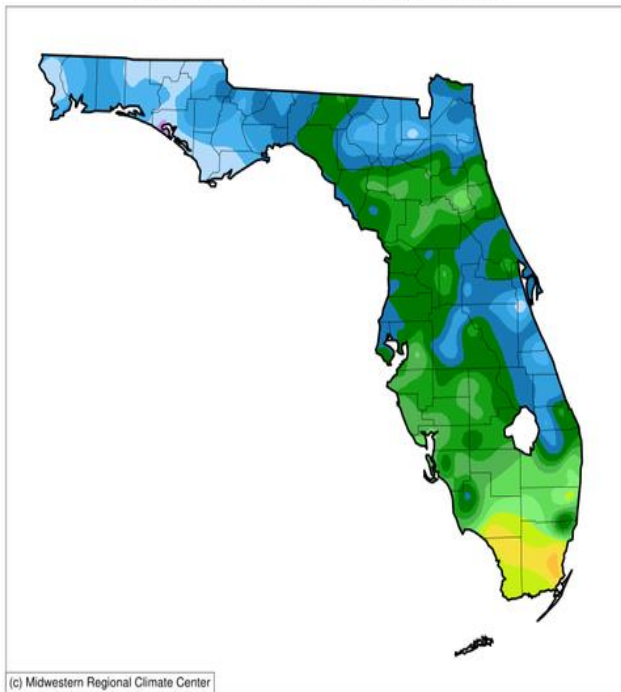
Soil Moisture for Week Ending 02/14/21

Topsoil	Previous week	This week
	(percent)	(percent)
Very short	1	1
Short.....	22	10
Adequate.....	72	74
Surplus.....	5	15

Condition for Week Ending 02/14/21

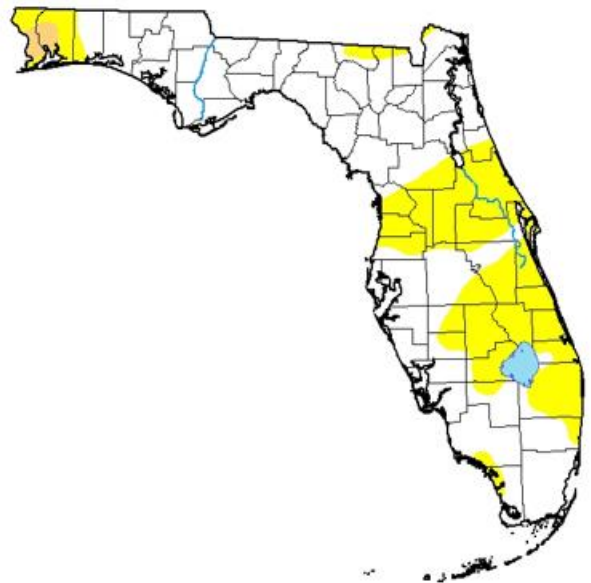
Crop	Very poor	Poor	Fair	Good	Excellent
	(percent)	(percent)	(percent)	(percent)	(percent)
Cattle	1	7	34	52	6
Pasture & range	5	35	38	17	5

Accumulated Precipitation (in)
February 08, 2021 to February 14, 2021



mrcc.isws.illinois.edu/CLIMATE

U.S. Drought Monitor Florida



Intensity:

- None
- D2 Severe Drought
- D0 Abnormally Dry
- D3 Extreme Drought
- D1 Moderate Drought
- D4 Exceptional Drought

February 9, 2021 (Released Thursday, Feb. 11, 2021)
<https://droughtmonitor.unl.edu/>