



United States Department of Agriculture  
National Agricultural Statistics Service  
**Florida Crop Progress  
and Condition Report**



---

Cooperating with the Florida Department of Agriculture and Consumer Services and the UF/IFAS Extension Service  
Southern Region, Florida Field Office · 851 Trafalgar Court Suite 310 E · Maitland, FL 32751 · (407) 648-6013 · (855) 271-9801 FAX  
[www.nass.usda.gov](http://www.nass.usda.gov)

---

This report contains data collected each week from respondents across the state whose occupations provide them opportunities to discuss agricultural production with farmers in their counties as well as to make visual observations. We thank all who have contributed to this report.

August 24, 2020

Media Contact: Mark Hudson

## General

According to the National Agricultural Statistics Service in Florida, there were 6.2 days suitable for fieldwork for the week ending Sunday, August 23, 2020. Precipitation for the state ranged from trace amounts of rain in multiple locations to 9.6 inches in Apalachicola (Franklin County). The average mean temperature ranged from 78.4°F in Lake City (Columbia County) to 86.8°F in Bahia Honda State Park (Monroe County).

## Citrus

The citrus growing region experienced seasonably warm temperatures, with daily highs in the low 90s. The Clermont (Lake County) station reported the highest reading, at 93°F. Moderate precipitation was widespread, and some stations received several inches of rainfall. The most rain fell in Muse (Glades County), with 5.9 inches. According to the August 20, 2020, U.S. Drought Monitor, most of the citrus growing region remained drought free, though abnormally dry conditions expanded along the Gulf Coast to include portions of the northern, western, and southern areas. Additionally, rain deficits mounted in some counties in the western area, leading to the introduction of moderate drought conditions in the affected locations.

Next season's fruit progressed well. Early oranges were about tennis ball size, while Valencia oranges were approximately golf ball to tennis ball size. Grapefruit were about softball size. Grove activities included mowing, spraying herbicides, fertilizing, removal of dead trees, and general grove maintenance. Irrigation ran in areas that received lesser amounts of rainfall. Field workers reported low water levels in ditches along the coastal areas.

## Crops

A variety of fruits and vegetables were planted and marketed. Vegetable growers in the southern peninsula continued field preparation for fall planting. Pepper and okra harvesting were nearing completion in the northern peninsula. Corn harvesting continued in the Panhandle and northern peninsula, with multiple growers expecting to be finished soon. Soybeans remained in good condition in the Panhandle. Peanut growers in the Panhandle and northern peninsula continued to be aggressive with fungicide applications due to the increased disease pressures from recent rainfalls. Hay cutting activities continued where possible, but many producers were delayed by heavier rains throughout much of the state. Sugarcane continued to look good and producers expect to begin planting soon.

## Livestock and Pastures

Cattle and pastures remained in mostly good condition throughout the state, although some pastures in the Panhandle started to decline due to dry conditions. Calves continued to be weaned and shipped out in the central peninsula.

### Soil Moisture for Week Ending 08/23/20

Topsoil	Previous week	This week
	(percent)	(percent)
Very short.....	1	0
Short.....	11	5
Adequate.....	81	81
Surplus.....	7	14

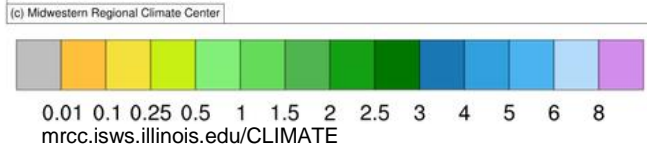
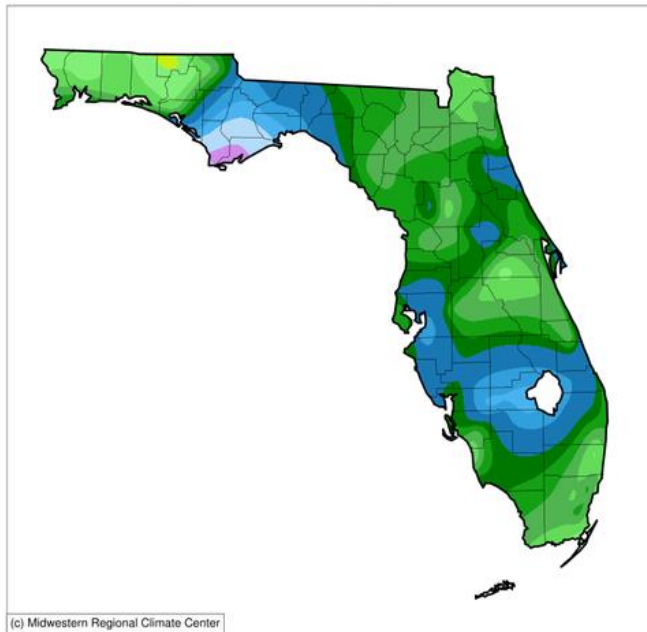
### Crop Progress for Week Ending 08/23/20

Crop stage	Prev year	Prev week	This week	5 Year avg
	(percent)	(percent)	(percent)	(percent)
Cotton - Setting Bolls.....	92	89	96	88
Cotton - Bolls Opening ....	15	12	17	19
Peanuts - Dug.....	1	1	4	1
Peanuts - Harvested.....	1	NA	2	1

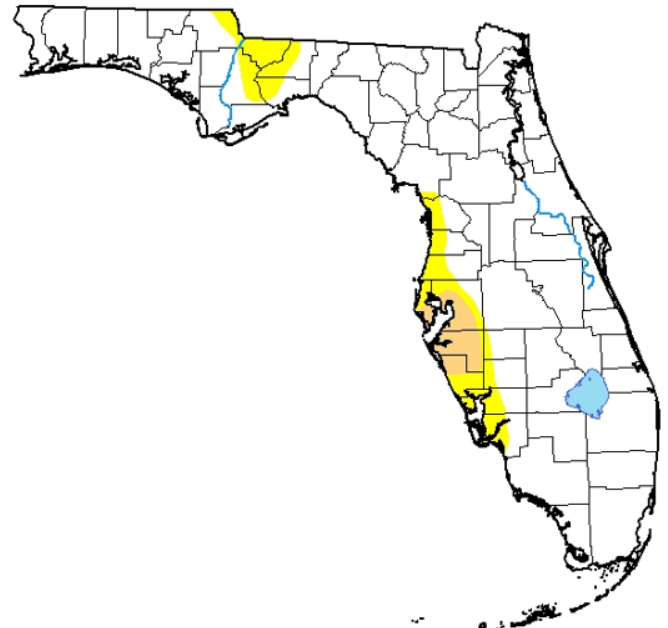
### Condition for Week Ending 08/23/20

Crop	Very poor	Poor	Fair	Good	Excellent
	(percent)	(percent)	(percent)	(percent)	(percent)
Cattle .....	0	2	14	63	21
Cotton.....	0	1	24	75	0
Pasture & range .....	0	2	15	58	25
Peanuts.....	0	1	18	80	1

**Accumulated Precipitation (in)**  
August 17, 2020 to August 23, 2020



### U.S. Drought Monitor Florida



**Intensity:**

- None
- D0 Abnormally Dry
- D1 Moderate Drought
- D2 Severe Drought
- D3 Extreme Drought
- D4 Exceptional Drought

August 18, 2020 (Released Thursday, Aug. 20, 2020)  
<https://droughtmonitor.unl.edu/>