



United States Department of Agriculture  
National Agricultural Statistics Service  
**Florida Crop Progress  
and Condition Report**



Cooperating with the Florida Department of Agriculture and Consumer Services and the UF/IFAS Extension Service  
Southern Region, Florida Field Office · 2290 Lucien Way Suite 300 · Maitland, FL 32751 · (407) 648-6013  
www.nass.usda.gov

January 23, 2018

Media Contact: Mark Hudson

**General**

According to the National Agricultural Statistics Service in Florida, there were 6.6 days suitable for fieldwork for the week ending Sunday, January 21, 2018. Precipitation estimates ranged from no rain in multiple locations to 0.30 inches in Quincy (Gadsden County). The average mean temperature ranged from 38.0°F in Bloxham (Calhoun County) to 65.5°F in Miami (Miami-Dade County).

**Citrus**

A cold front during the week brought temperatures below previous season lows across the citrus region. Several cold pockets had temperatures in the mid 20s. In the northern citrus area, Eustis (Lake County) recorded 24°F. In the central citrus area, Avon Park (Polk County) dropped to 25°F. As far south as Arcadia (Desoto County) temperatures were at 26°F. Only a small portion of the citrus crop sustained minor damage to the fruit or trees. Groves were not cold enough for a long enough period of time to cause major harm. No significant rainfall was recorded in the citrus region over the past week. According to the January 18, 2018, U.S. Drought Monitor, the complete citrus region remains drought free.

Grove operations included minimal fieldwork. A few growers were observed fertilizing and conducting general grove maintenance to include pulling vines from trees, cleaning weeds from under the trees, and cleaning ditches. All growers continued irrigation practices.

Fresh fruit harvest consisted primarily of mid-season oranges, grapefruit, and mid-season tangerines. Fresh harvest of early tangerines (Fallglo and Sunburst) and Navel oranges is over for the season. Royal and Honey tangerine harvest is just now beginning. Tangerine sizes have been on the small side this season. White and red grapefruit are now mostly going to the export market. Valencia oranges are being packed in very small quantities. Processing plants are still taking packinghouse eliminations and running field run on early and mid-season oranges.

**Citrus Estimated Boxes Harvested**

[In thousands of 1-3/5 bushel boxes]

Crop	For week ending			Previous Year
	Jan 7, 2018	Jan 14, 2018	Jan 21, 2018	Jan 22, 2017
	(boxes)	(boxes)	(boxes)	(boxes)
Early and Mid-oranges .....	1,286	2,029	1,243	2,906
Navel oranges .....	4	7	3	9
Valencia oranges .....	0	2	23	12
White grapefruit .....	38	62	52	89
Red grapefruit .....	100	198	144	289
Tangerines and Tangelos .....	17	55	21	59
<b>Total .....</b>	<b>1,445</b>	<b>2,353</b>	<b>1,486</b>	<b>3,364</b>

[www.citrusadministrativecommittee.org](http://www.citrusadministrativecommittee.org)

**Fruits and Vegetables**

Growers in Gilchrist County are preparing land for melon planting. Despite freezing temperatures in the major vegetable growing areas, producers reported only minor damage to some sensitive crops. Many growers covered their crops in advance of the cold weather. A light volume of a wide range of vegetables is coming to market, including avocado, beans, cabbage, collards, eggplant, peppers, squash, sweet corn, and tomatoes.

**Livestock and Pastures**

Pasture quality continued to decline this week from a lack of moisture and exposure to cold temperatures. Producers noted that bahia and bermudagrass have gone dormant in Hernando and Sumter Counties. Livestock producers are feeding supplements throughout the state. Cattle remain in mostly good condition.

**Field Crops**

Sugarcane harvest is ongoing in Glades, Hendry, and Palm Beach Counties.

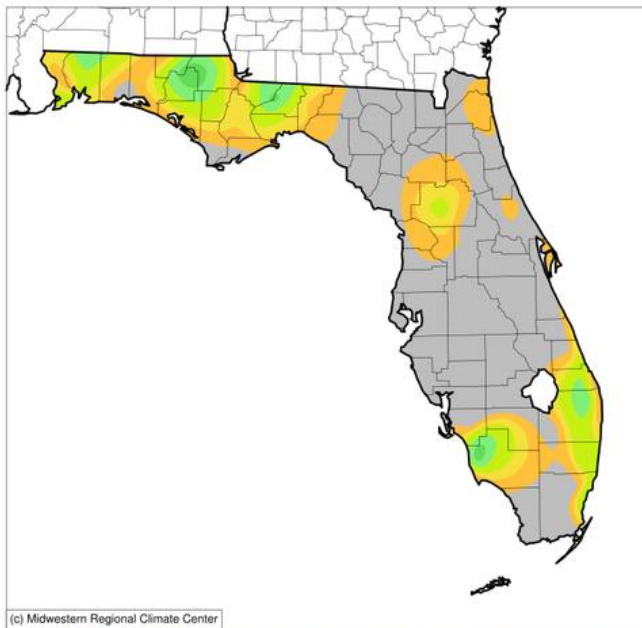
### Soil Moisture for Week Ending 1/21/18

Topsoil	This week	Previous week	5 year avg
	(percent)	(percent)	(percent)
Very short.....	6	5	3
Short.....	30	20	26
Adequate.....	61	65	62
Surplus.....	3	10	9

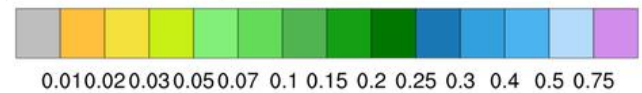
### Condition for Week Ending 1/21/18

Crop	Very poor	Poor	Fair	Good	Excellent
	(percent)	(percent)	(percent)	(percent)	(percent)
Cattle.....	2	10	36	49	3
Pasture & range....	7	25	50	17	1

**Accumulated Precipitation (in)**  
January 15, 2018 to January 21, 2018

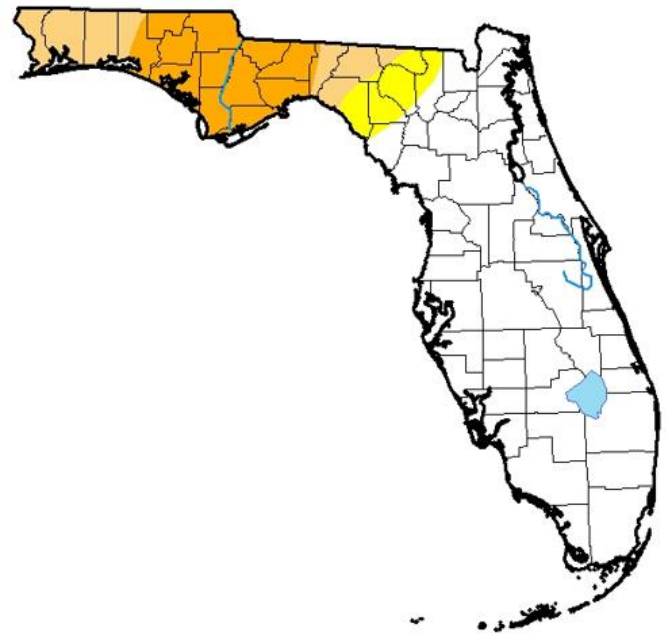


(c) Midwestern Regional Climate Center



[Mrc.isws.illinois.edu/CLIMATE](http://mrc.isws.illinois.edu/CLIMATE)

### U.S. Drought Monitor Florida



Intensity:

- D0 Abnormally Dry
- D1 Moderate Drought
- D2 Severe Drought
- D3 Extreme Drought
- D4 Exceptional Drought

January 16, 2018 (Released Thursday, Jan. 18, 2018)  
<http://droughtmonitor.unl>