



United States Department of Agriculture  
National Agricultural Statistics Service  
**FLORIDA CROP PROGRESS &  
CONDITION REPORT**



In cooperation with the Florida Department of Agriculture and Consumer Services and the UF/IFAS Extension Service  
2290 Lucien Way, Suite 300, Maitland, FL 32751 · (407) 648-6013 · (855) 271-9801 FAX · [www.nass.usda.gov/fl](http://www.nass.usda.gov/fl)

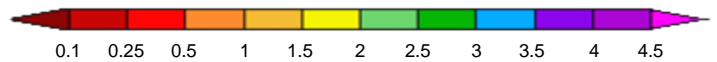
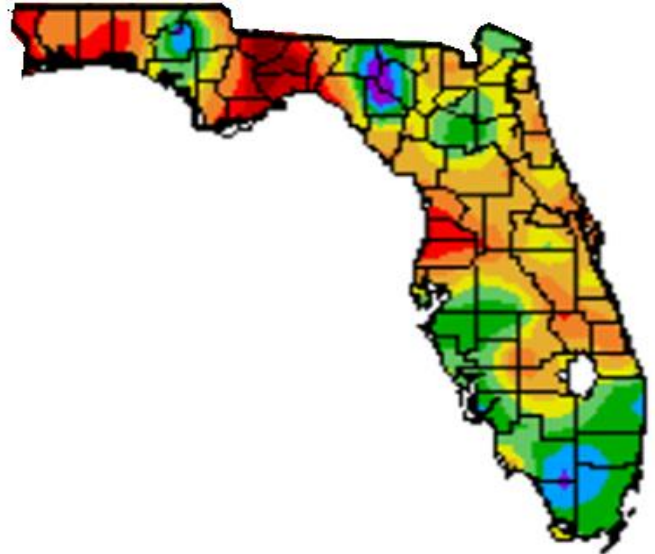
Released: September 8, 2015 (4 PM EST)

Week Ending: September 6, 2015

**Varied Rainfall Amounts Across the State**

**Weather Summary:** According to Florida’s Automated Weather Network (FAWN), rainfall ranged from 0.07 of an inch in Marianna (Jackson County) to 3.51 inches at Sebring (Highlands County). Per the U.S. Drought Monitor, Florida was 67 percent drought free the week of August 31 – September 6, 2015. Temperatures ranged from 66 degrees for night time lows to 97 degrees for daytime highs. The daytime high temperatures ranged from 90 in Putnam Hall (Putnam County) to 97 degrees in Sebring (Highlands County). The lowest temperature in the State was 66 degrees in Defuniak Springs (Walton County).

**Precipitation (in)–Florida: Sept. 1-7, 2015**

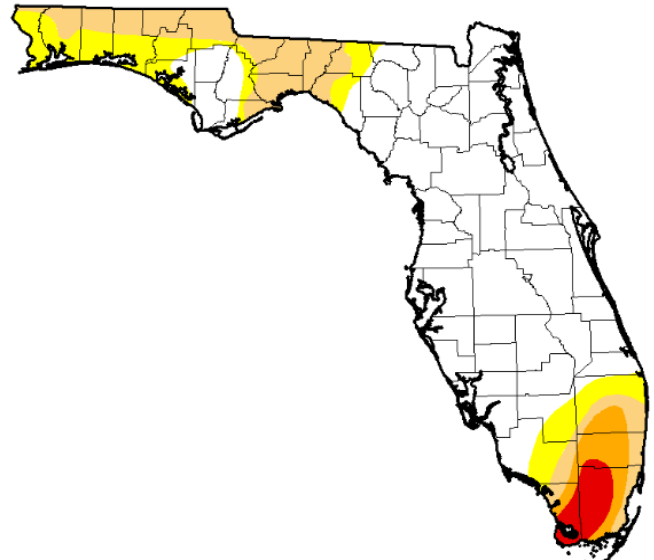


Source: Southeast Regional Climate Center

**Soil Moisture Ratings**

| Moisture Rating  | Topsoil      |               |               |
|------------------|--------------|---------------|---------------|
|                  | Current week | Previous week | Previous year |
|                  | (percent)    | (percent)     | (percent)     |
| Very short ..... | 0            | 0             | 2             |
| Short .....      | 11           | 10            | 13            |
| Adequate .....   | 66           | 65            | 75            |
| Surplus .....    | 23           | 25            | 10            |

**U.S. Drought Monitor–Florida: Sept. 1, 2015**



**Intensity:**

- D0 Abnormally Dry
- D1 Drought - Moderate
- D2 Drought - Severe
- D3 Drought - Extreme
- D4 Drought - Exceptional

**Field Crops:** There was an average of 5.8 days suitable for field work this past week, slightly above the previous week. Extended drought and spider mites in the northern part of Santa Rosa County has reduced peanut yields. Levy County fields were too wet to harvest peanuts this past week. Haying was possible in Jackson, Citrus, and Hernando counties. Citrus and Hernando county farmers noted damage from army worms in their hay. Wet weather has put Pasco County farmers behind in haying. Rains delayed some harvesting of rice in Palm Beach County. Cotton was in fair to good condition and starting to form bolls in Walton County.

## Peanut Progress

|                | Current week   | Previous year  | 5-year average |
|----------------|----------------|----------------|----------------|
| Harvested      | (percent)<br>8 | (percent)<br>4 | (percent)<br>9 |
| Condition      | (percent)      | (percent)      | (percent)      |
| Very Poor..... | 0              | 1              | 1              |
| Poor.....      | 2              | 6              | 6              |
| Fair .....     | 20             | 27             | 21             |
| Good.....      | 61             | 60             | 61             |
| Excellent..... | 17             | 6              | 11             |

**Fruit and Vegetables:** Land preparation and laying plastic continued and fall vegetable planting started in Citrus, Clay, Hernando, Sumter, Charlotte, Collier, Glades, and Lee counties. Miami-Dade County farmers reported no standing water in the fields. Crops being planted in Miami-Dade County were okra, boniato, malanga, and bitter melon. Miami-Dade County farmers were harvesting okra, boniato, malanga, bitter melon, mango, avocado, and other tropical fruits.

**Livestock and Pastures:** Warm temperatures and recent rains have pasture looking good in St. Lucie County. Statewide, the cattle and pasture condition was mostly good.

## Cattle and Pasture Condition

| Condition      | Cattle       |               | Pasture      |               |
|----------------|--------------|---------------|--------------|---------------|
|                | Current week | Previous week | Current week | Previous week |
|                | (percent)    | (percent)     | (percent)    | (percent)     |
| Very poor..... | 0            | 0             | 1            | 1             |
| Poor.....      | 1            | 1             | 5            | 5             |
| Fair .....     | 15           | 17            | 22           | 24            |
| Good.....      | 64           | 62            | 52           | 50            |
| Excellent..... | 20           | 20            | 20           | 20            |

**Citrus:** All citrus producing counties received rainfall during the week. The most was in Arcadia (Desoto County) with 3.15 inches. As per the U.S. Drought Monitor, last updated September 1, 2015, drought conditions have lessened and abnormally dry conditions now cover only the southern portions of Hendry and Collier counties. The remainder of the citrus producing region is drought free.

Daily temperatures were relatively warm for the week. All citrus producing counties reached the mid-90s at least one day during the week.

Field workers were still reporting grove middles as very wet and saturated. In some cases grove roads were inaccessible, due to large volumes of water and muddy conditions. Canals and ditches were full in most citrus producing areas. Trees and fruit look good in well cared for groves. Early oranges were as large as baseball size, while grapefruit were slightly larger. Fallglo tangerines and colored grapefruit had begun to break color in the southern area. Grove activity included spraying for greening, fertilizing, and mowing.

This report is available, at no cost, on the NASS web site: [http://www.nass.usda.gov/Statistics\\_by\\_State/Florida/Subscribe\\_to\\_FL\\_Reports/index.asp](http://www.nass.usda.gov/Statistics_by_State/Florida/Subscribe_to_FL_Reports/index.asp). To set-up this free subscription, send e-mail message to [listserv@newsbox.usda.gov](mailto:listserv@newsbox.usda.gov) and in the body, type "subscribe to Florida crop weather." The drought monitor index used in this report originates from the U.S. Drought Monitor website. Visit <http://droughtmonitor.unl.edu> maintained by the National Drought Mitigation Center. The precipitation and temperature data used in this report originates from the Florida Automated Weather Network (FAWN). Visit <http://fawn.ifas.ufl.edu> maintained by UF/IFAS Information Technologies.