



United States Department of Agriculture  
National Agricultural Statistics Service  
**FLORIDA CROP PROGRESS &  
CONDITION REPORT**



In cooperation with the Florida Department of Agriculture and Consumer Services and the UF/IFAS Extension Service  
2290 Lucien Way, Suite 300, Maitland, FL 32751 · (407) 648-6013 · (855) 271-9801 FAX · [www.nass.usda.gov/fl](http://www.nass.usda.gov/fl)

Released: May 11, 2015 (4 PM EST)

Week Ending: May 10, 2015

**Dry, Hot Week**

**Weather Summary:** According to Florida’s Automated Weather Network (FAWN), rainfall ranged from no rain to 3.09 inches across the State. Palmdale (Glades County) received the most rain with 3.09 inches. Rainfall for most of the State was less than one inch. Per the U.S. Drought Monitor, Florida was 90 percent drought free this past week. Temperatures ranged from 51 degrees for night time lows to 98 degrees for day time highs, across the State. The highest temperature was 98 degrees in Ocklawaha (Marion County). The lowest temperature in the State was 51 degrees in Lecanto (Citrus County).

**Soil Moisture Ratings**

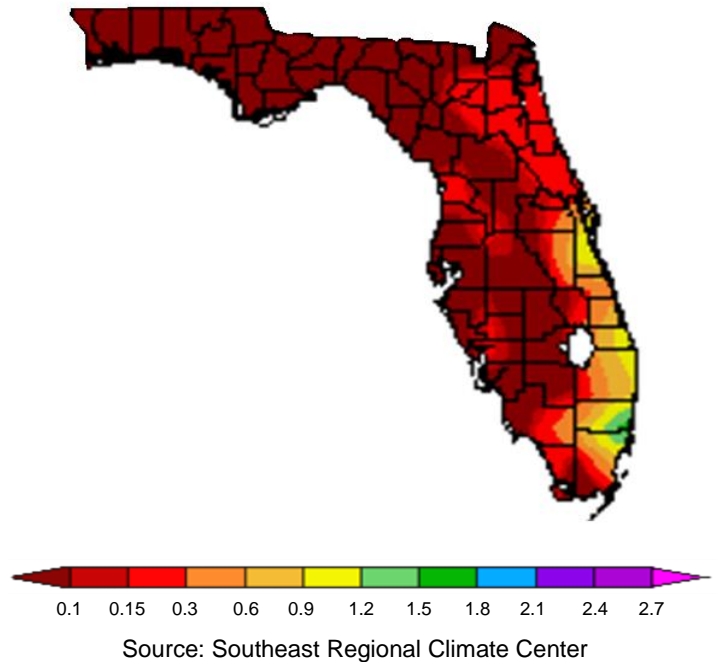
Moisture Rating	Topsoil		
	Current week	Previous week	Previous year
	(percent)	(percent)	(percent)
Very short .....	2	1	0
Short .....	31	15	23
Adequate .....	64	79	69
Surplus .....	3	5	8

**Field Crops:** There was an average of 6.6 days suitable for field work this past week, up from 5.9 days in the previous week. Escambia County farmers started planting peanuts. Some farmers in Suwannee County replanted peanuts due to bad seed. Cotton planting started in Escambia, Walton, and Jackson counties. Due to dry conditions in the Panhandle, farmers in Okaloosa County did not plant this past week and newly planted crops in Jefferson County were showing signs of stress. Field corn was planted in Dixie County. Hay harvesting continued.


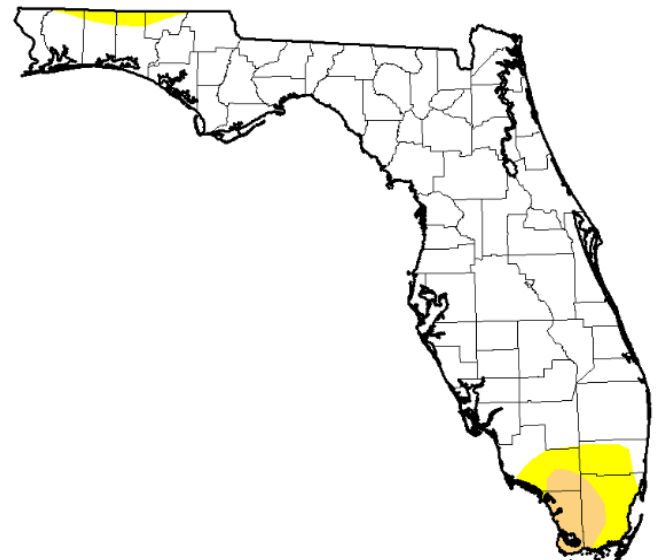
**Peanut Progress**

Stage	5-year average	Previous year	Current week
	(percent)	(percent)	(percent)
Planted.....	35	28	34

**Precipitation (in)–Florida: May 4-10, 2015**



**U.S. Drought Monitor–Florida: May 5, 2015**



**Fruit and Vegetables:** Watermelon and tomato planting was completed in Walton County. Green beans were harvested in Dixie County, carrots in Hamilton County, and cabbage, leafy greens, potatoes and blueberries in Flagler and Putnam counties. Strawberry harvest in Bradford County continued. In southwest Florida, farmers were irrigating heavily. Vegetable harvest was winding down but vegetables and fruits coming to market were cantaloupe, watermelon, peppers, squash, and tomatoes. As harvest was completed, fields were being cleaned. Blueberry harvest was almost complete except for some u-pick. The peach harvest was done for the season.

**Livestock and Pastures:** Duval County ranchers were preparing weaned fall born calves for market. The dry conditions and high temperatures have impacted pasture quality in south Florida. Statewide, the cattle condition was mostly good, while the pasture condition was fair to good.

**Cattle and Pasture Condition**

Condition	Cattle		Pasture	
	Current week	Previous week	Current week	Previous week
	(percent)	(percent)	(percent)	(percent)
Very poor.....	0	0	0	0
Poor.....	3	3	4	5
Fair.....	25	25	35	33
Good.....	64	64	54	56
Excellent.....	8	8	7	6

**Citrus:** Temperatures were seasonably warm all week reaching the low to mid 80s on most days, and moving into the lower 90s in all citrus producing counties over the weekend. Rainfall was very sporadic with totals ranging from no rain in Balm (Hillsborough County) and Sebring (Highlands County) to 3.09 inches in Palmdale (Glades County). As per the U.S. Drought Monitor, last updated May 5, 2015, abnormally dry conditions cover only the southern half of Collier County. The remainder of the citrus area was drought free.

Valencia oranges were still being harvested in full swing. Even though harvesting levels have been over four million boxes weekly, amounts have been consistently less than last season. All other varieties were finished or winding down for the season.

Most grove owners continued to irrigate several times a week. Field workers reported spraying for psyllids on a regular schedule, fertilizing, mowing in preparation for late orange harvesting, irrigation maintenance and hedging and topping after harvest. Next seasons fruit has been reported in a wide range of sizes. Oranges were between pea size and golf ball size. Grapefruit for next season’s crop is slightly larger.

**Citrus Estimated Boxes Harvested**

[In thousands of 1-3/5 bushel boxes]

Crop	For week ending:		
	April 26, 2015	May 3, 2015	May 10, 2015
	(boxes)	(boxes)	(boxes)
Early & mid oranges .....	0	186	0
Navel oranges .....	1	0	0
Valencia .....	4,048	4,030	4,339
White grapefruit.....	173	50	11
Colored grapefruit.....	35	23	10
Tangelos .....	1	0	0
Honey Tangerines .....	3	2	0
Total .....	4,261	4,291	4,360

This report is available, at no cost, on the NASS web site: [http://www.nass.usda.gov/Statistics\\_by\\_State/Florida/Subscribe\\_to\\_FL\\_Reports/index.asp](http://www.nass.usda.gov/Statistics_by_State/Florida/Subscribe_to_FL_Reports/index.asp). To set-up this free subscription, send e-mail message to [listserv@newsbox.usda.gov](mailto:listserv@newsbox.usda.gov) and in the body, type “*subscribe to Florida crop weather.*” The drought monitor index used in this report originates from the U.S. Drought Monitor website. Visit <http://droughtmonitor.unl.edu> maintained by the National Drought Mitigation Center. The precipitation and temperature data used in this report originates from the Florida Automated Weather Network (FAWN). Visit <http://fawn.ifas.ufl.edu> maintained by UF/IFAS Information Technologies.