



United States Department of Agriculture
National Agricultural Statistics Service
**FLORIDA CROP PROGRESS &
CONDITION REPORT**



In cooperation with the Florida Department of Agriculture and Consumer Services and the UF/IFAS Extension Service
2290 Lucien Way, Suite 300, Maitland, FL 32751 · (407) 648-6013 · (855) 271-9801 FAX · www.nass.usda.gov/fl

Released: March 16, 2015 (4 PM EST)

Week Ending: March 15, 2015

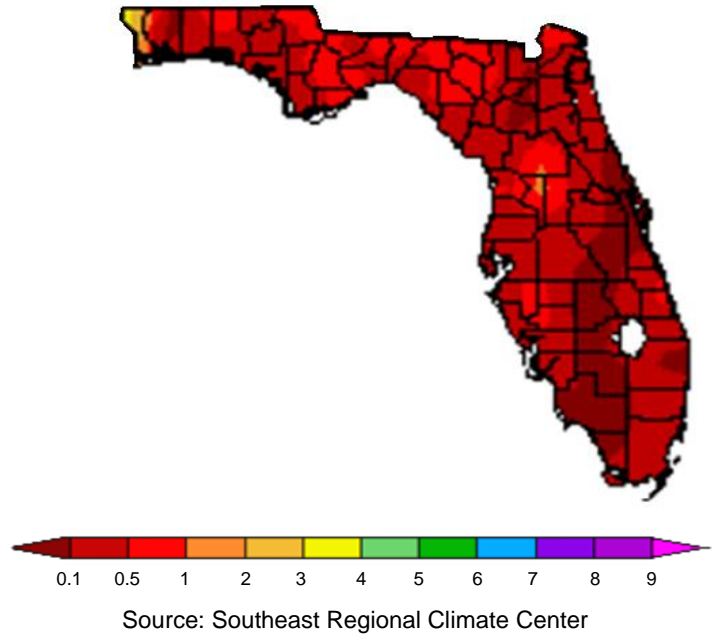
Another Dry Week

Weather Summary: According to Florida’s Automated Weather Network (FAWN), rainfall ranged from no rain to 1.55 inches across the State. Live Oak (Suwannee County) received the most rain with 1.55 inches. Per the U.S. Drought Monitor, Florida was 83 percent drought free this past week. Temperatures ranged from 45 degrees for night time lows to 91 degrees for day time highs, across the State. The highest temperature was 91 degrees in Ocklawaha (Marion County), Lake Alfred (Polk County), Dover (Hillsborough County), and Palmdale (Glades County). The lowest temperature in the State was 45 degrees in Monticello (Jefferson County).

Soil Moisture Ratings

Moisture Rating	Topsoil		
	Current week	Previous week	Previous year
	(percent)	(percent)	(percent)
Very short	0	0	0
Short	21	15	13
Adequate	75	81	71
Surplus	4	4	16


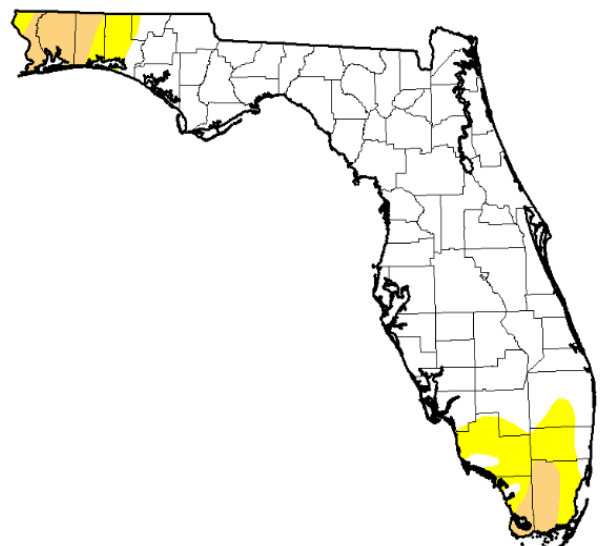
Precipitation (in)–Florida: March 9-15, 2015



U.S. Drought Monitor–Florida: March 10, 2015

Field Crops: There was an average of 6.3 days suitable for field work this past week, up slightly from the previous week. Some corn was being planted this past week in Washington, Madison, and Suwannee counties. Soil was being prepared for cotton and peanuts in Washington County. Sugarcane harvest continued in Glades and Hendry counties.

Fruit and Vegetables: Suwannee County farmers continued planting watermelons this past week as Madison and Suwannee counties started to plant. Harvesting of cabbage continued in Flagler, Putnam, and St. Lucie counties. Potato planting was complete in Flagler and Putnam counties, with the potatoes looking good. Some blueberries were coming to market in Glades County. In Palm Beach County, green and pole beans, tomatoes, peppers, eggplants, zucchini, sweet corn, lettuce, and radishes were being harvested.



Livestock and Pastures: Warmer weather and longer days boosted pasture growth in the Panhandle, north, and central Florida. Southwest Florida pasture quality continued to decline due to drier conditions and ranchers were feeding supplements as necessary. Statewide, the cattle condition was mostly good, while the winter forage and pasture condition was poor to good.

Cattle and Pasture Condition

Condition	Cattle		Pasture	
	Current week	Previous week	Current week	Previous week
	(percent)	(percent)	(percent)	(percent)
Very poor	1	1	2	2
Poor	6	5	26	29
Fair	30	32	37	42
Good	59	58	34	26
Excellent	4	4	1	1

Citrus: Minimum nighttime and early morning temperatures were in the mid to upper 50s, while daily highs in all citrus producing counties were well above average, reaching the mid to upper 80s most days this past week. Rainfall was relatively light in about half of the citrus producing counties, those receiving less than one-tenth of an inch of rainfall. The most rainfall was in Balm (Hillsborough County) at 0.69 of an inch followed by Sebring (Highlands County) receiving 0.46 of an inch. As per the U.S. Drought Monitor, last updated March 10, 2015, abnormally dry conditions were still present in Collier County, the southern edge of Hendry County, and the southern tip of Lee County. All other areas were drought free.

Harvest of early and midseason oranges was about over. Valencia harvest was picking up rapidly but weekly totals were still lagging slightly behind last season. Colored grapefruit, Valencia oranges, and Honey Tangerines were the varieties with the largest quantities going to fresh market. Small amounts of white grapefruit and Temple oranges were also going fresh.

Most grove owners were irrigating two to three times a week; some were hedging and topping after harvest, applying herbicide, and removing brush. Citrus trees were in full bloom or had begun dropping un-pollinated flowers on all varieties.

Citrus Estimated Boxes Harvested

[In thousands of 1-3/5 bushel boxes]

Crop	For week ending:		
	March 1, 2015	March 8, 2015	March 15, 2015
	(boxes)	(boxes)	(boxes)
Early & mid oranges	1,081	104	115
Temples	40	22	33
Navel oranges	2	1	3
Valencia	58	415	776
White grapefruit	171	127	83
Colored grapefruit	532	467	518
Tangelos	2	3	1
Honey Tangerines	45	51	61
Total	1,931	1,190	1,590

To subscribe to this report, at no cost, go to the NASS website at http://www.nass.usda.gov/Statistics_by_State/Florida/Subscribe_to_FL_Reports/index.asp. Complete the *Subscribe to FL Reports* form, select Florida Crop-Weather and enter your first and last name and your e-mail. The precipitation map used in this report is from the Southeast Regional Climate Center (SERCC) website at http://www.sercc.com/climateinfo/precip_maps. The drought monitor map used in this report is from the U.S. Drought Monitor website at <http://droughtmonitor.unl.edu> maintained by the National Drought Mitigation Center. The precipitation and temperature data is from the Florida Automated Weather Network (FAWN) at <http://fawn.ifas.ufl.edu> maintained by UF/IFAS Information Technologies.