



United States Department of Agriculture
National Agricultural Statistics Service
**FLORIDA CROP PROGRESS &
CONDITION REPORT**



In cooperation with the Florida Department of Agriculture & Consumer Services and the UF/IFAS Extension Service
2290 Lucien Way, Suite 300, Maitland, FL 32751 · (407) 648-6013 · (855) 271-9801 FAX · www.nass.usda.gov/fl

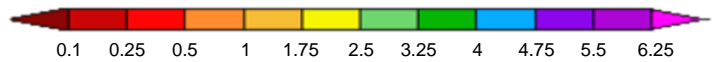
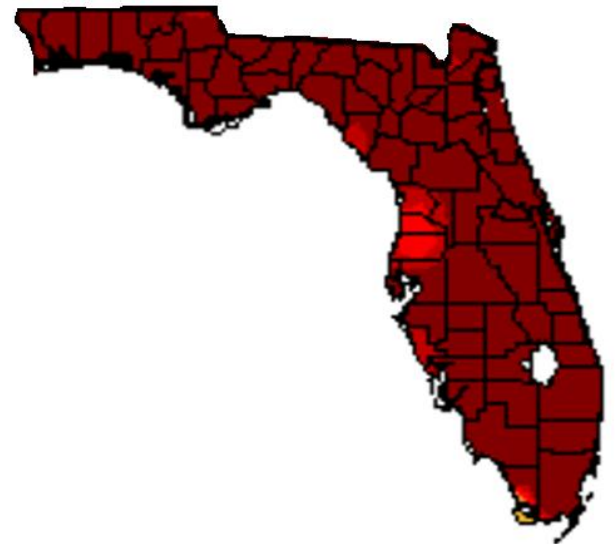
Released: May 27, 2014 (4 PM EST)

Week Ending: May 25, 2014

Dry Week in Florida

Weather Summary: According to Florida’s Automated Weather Network (FAWN), Florida received very little rain this past week. Alachua (Alachua County) received the most rain with 1.99 inches and Marianna (Jackson County) received 1.23 inches. According to the U.S. Drought Monitor, the southern portion of Florida is abnormally dry. Maximum temperatures ranged from 90 to 97 degrees. Ocklawaha (Marion County) received the highest temperature at 97 degrees. The lowest temperatures in the State ranged from 50 degrees in Lecanto (Citrus County) to 68 degrees in Fort Lauderdale (Broward County).

Precipitation (in)–Florida: May 19-25, 2014

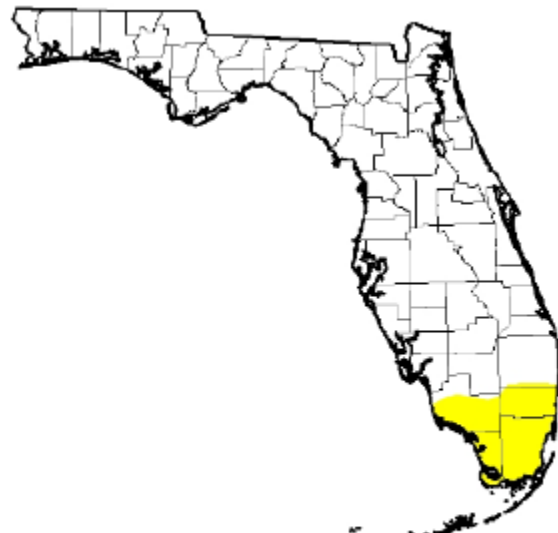


Source: Southeast Regional Climate Center

Soil Moisture Ratings

Moisture Rating	Topsoil		
	Previous week	Previous year	Current week
	(percent)	(percent)	(percent)
Very short	0	6	1
Short	20	52	36
Adequate	74	41	58
Surplus	6	1	5

U.S. Drought Monitor–Florida: May 20, 2014



Intensity:

- D0 Abnormally Dry
- D3 Drought - Extreme
- D1 Drought - Moderate
- D4 Drought - Exceptional
- D2 Drought - Severe

Field Crop: Gulf and Walton county farmers were harvesting late winter wheat. Jefferson, Gadsden, Gulf, and Suwannee counties continued to plant soybeans. The topsoil in Suwannee County was drying out fast, irrigation was needed to keep topsoil wet. In Jackson, Okaloosa, Walton, Washington, and Hamilton counties farmers were planting cotton. Planting of field corn continued in Flagler and Putnam counties. Peanut planting continued in Jackson, Washington, and Suwannee counties. Statewide, peanut planting was 72 percent complete, ahead of last year’s and the 5-year average of 68 percent.

Peanut Progress

Stage	5-year average	Previous year	Current week
	(percent)	(percent)	(percent)
Planted	68	68	72

Citrus: Rainfall in the citrus producing area this past week was sparse. Seventeen stations received some precipitation; ten received more than a trace and one received more than an inch. Citra (Marion County), received the most at 0.71 inches, followed by Putnam Hall (Putnam County) with 0.61 inches received. Daytime high temperatures were warm, reaching the low to mid 90s in all citrus producing counties. As per the U.S. Drought Monitor, last updated May 20, 2014, abnormally dry conditions exist within the southernmost region of the citrus growing area, but are currently affecting no active citrus groves.

Next season's crop is progressing well with early oranges and grapefruit golf ball size. Growers and caretakers were applying nutritional and post bloom sprays, fertilizing, irrigating, mowing and in some cases resetting new trees.

Processing plants were primarily running Valencia oranges from now until the end of the season. Several packinghouses had finished for the season with a few still taking small amounts of late oranges.

Citrus Estimated Boxes Harvested

[In thousands of 1-3/5 bushel boxes]

Crop	May 11, 2014	May 18, 2014	May 25, 2014
	(boxes)	(boxes)	(boxes)
Valencia	4,641	4,100	3,486
White Grapefruit	6	1	1
Colored Grapefruit	52	18	18
Total	4,699	4,119	3,505

Fruit and Vegetables: Farmers in the Panhandle, north, and central Florida were harvesting watermelons, green beans, sweet corn, and potatoes. The last of the strawberries were being harvested in Bradford County. Vegetable producers were cleaning up fields in southwest Florida as the season neared an end. Crops planted in Miami-Dade County were boniato, malanga, okra, and bitter melon. Miami-Dade County farmers were harvesting boniato, bitter melon, malanga, okra, and some herbs. Vegetables and fruits coming to market were blueberries, cabbage, cantaloupe, sweet corn, cucumbers, eggplant, peppers, radishes, squash, tomatoes, and watermelons.

Livestock and Pastures: Some pastures in north Florida were still under water but the hot weather in south Florida has stressed pasture grasses. The cattle condition for the State was primarily good but the pasture condition was fair to good.

Cattle and Pasture Condition

Condition	Cattle		Pasture	
	Previous week	Current week	Previous week	Current week
	(percent)	(percent)	(percent)	(percent)
Very poor.....	0	0	0	0
Poor	3	3	6	7
Fair.....	32	30	38	36
Good	60	62	52	53
Excellent.....	5	5	4	4

To subscribe to this report, at no cost, go to the NASS website at http://www.nass.usda.gov/Statistics_by_State/Florida/Subscribe_to_FL_Reports/index.asp. Complete the *Subscribe to FL Reports* form, select Florida Crop-Weather and enter your first and last name and your e-mail. The precipitation map used in this report is from the Southeast Regional Climate Center (SERCC) website at http://www.sercc.com/climateinfo/precip_maps. The drought monitor map used in this report is from the U.S. Drought Monitor website at <http://droughtmonitor.unl.edu> maintained by the National Drought Mitigation Center. The precipitation and temperature data is from the Florida Automated Weather Network (FAWN) at <http://fawn.ifas.ufl.edu> maintained by UF/IFAS Information Technologies.