



United States Department of Agriculture
National Agricultural Statistics Service
**FLORIDA CROP PROGRESS &
CONDITION REPORT**



In cooperation with the Florida Department of Agriculture & Consumer Services and the UF/IFAS Extension Service
2290 Lucien Way, Suite 300, Maitland, FL 32751 · (407) 648-6013 · (407) 648-6029 FAX · www.nass.usda.gov/fl

Released: April 14, 2014 (4 PM EST)

Week Ending: April 13, 2014

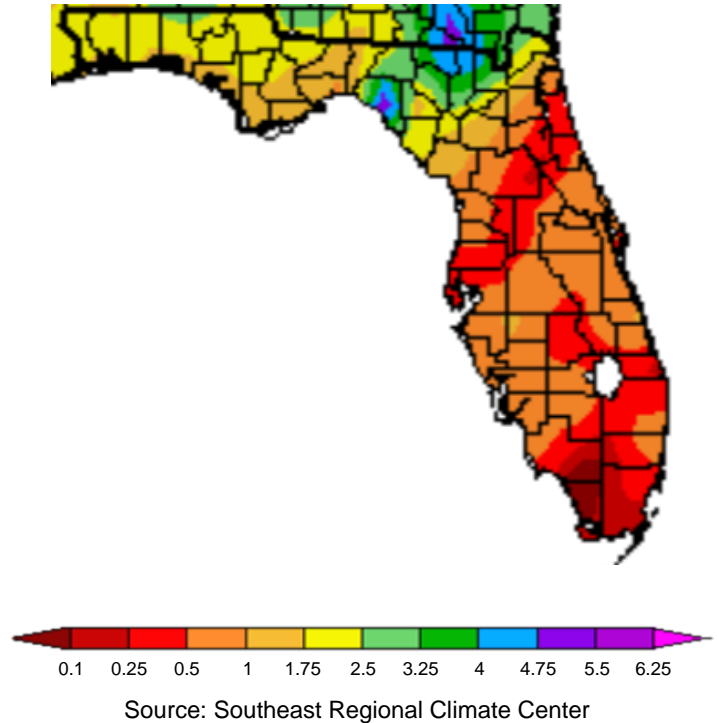
Slow Start for Planting Due to Wet Conditions

Weather Summary: According to Florida’s Automated Weather Network (FAWN), the majority of the State received less than an inch of rain. Eleven locations received between one and four inches of rain. Live Oak (Suwannee County) received the most rain with 4.6 inches. Maximum temperatures ranged from 77 to 93 degrees, with the highest temperature in Sebring (Highlands County) with 93 degrees. The lowest temperatures in the State ranged from 41 degrees in DeFuniak Springs (Walton County) to 64 degrees in Fort Lauderdale (Broward County).

Soil Moisture Ratings

Moisture Rating	Topsoil		
	Previous week	Previous year	Current week
	(percent)	(percent)	(percent)
Very short	0	7	0
Short	18	37	20
Adequate	76	51	75
Surplus	6	5	5


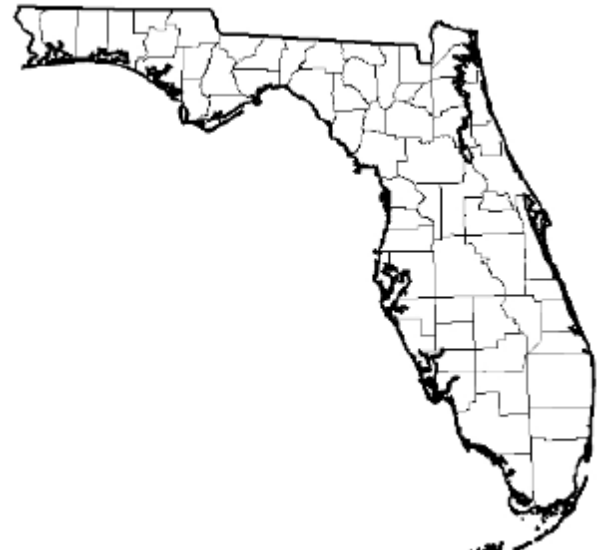
Precipitation (in)–Florida: April 7-13, 2014



Field Crop: In the Panhandle various activities occurred this past week. Some areas continued to prepare land for planting as fields began to dry. Field corn planting began in Jackson and Walton counties. In north Florida, Dixie County farmers continued planting field corn and peanuts. In Palm Beach County, sugarcane harvest was nearing its completion and rice is being planted.

Fruit and Vegetables: Watermelon planting began in Jackson County and was finished in Dixie County. Flagler and Putnam county farmers were harvesting cabbage and leafy greens. Blueberry and watermelon harvest was increasing in Charlotte, Glades, and Hendry counties. Crops being planted in Miami-Dade County were okra and boniato. Miami-Dade County farmers were harvesting boniato, green beans, malanga, yellow squash, sweet corn, and zucchini. Vegetables coming to market in the southwest were beets, blueberries, cabbage, collards, cucumbers, eggplant, herbs, lettuce, kale, peppers, potatoes, snap beans, squash, sweet corn, tomatoes, watermelons, and specialty items. .

U.S. Drought Monitor–Florida: April 8, 2014



Citrus: All monitored stations in the citrus region received rainfall this past week. The most was in Dade City (Pasco County), at just over an inch; the least was in Okahumpka (Lake County), at under a quarter of an inch. Daytime temperatures were warm, reaching the upper 80s to lower 90s in all citrus producing counties. As per the U.S. Drought Monitor, last updated April 8, 2014, no drought exists within the citrus growing area.

Even with rainfall over the last several weeks, due to the heat, greening, and chemical spraying, some defoliation has been observed in trees in the southern counties. The bloom is relatively over and small pea size fruit is apparent in most areas. Some growers are reporting a good fruit set for next season's crop.

Owners were pushing dead or declining blocks and replanting in several areas across the citrus region. Hedging and topping have been steady and many growers had completed or were finishing up for this time of year.

Processing plants are primarily running Valencia oranges with a few running grapefruit. Several packinghouses have finished for the season; some have transitioned to gift fruit packing only.

Livestock and Pastures: Pastures remain wet in the Panhandle. Rain in March has kept the pastures in the southwest in favorable condition. The cattle condition for the State was primarily good but the pasture condition was mostly fair.

Cattle and Pasture Condition

Condition	Cattle		Pasture	
	Previous week	Current week	Previous week	Current week
	(percent)	(percent)	(percent)	(percent)
Very poor.....	0	0	1	1
Poor	4	4	11	10
Fair.....	35	35	54	52
Good	59	58	31	33
Excellent.....	2	3	3	4

Citrus Estimated Boxes Harvested

[In thousands of 1-3/5 bushel boxes]

Crop	March 30, 2014	April 6, 2014	April 13, 2014
	(boxes)	(boxes)	(boxes)
Early & mid oranges	1	0	0
Valencia	3,659	3,833	5,461
Navel oranges	3	2	2
White Grapefruit	173	381	345
Colored Grapefruit.....	426	350	239
Temples	53	3	3
Tangelos	0	1	1
Sunburst.....	0	1	0
Honey Tangerines.....	70	51	36
Total.....	4,385	4,622	6,087

To subscribe to this report, at no cost, go to the NASS website at http://www.nass.usda.gov/Statistics_by_State/Florida/Subscribe_to_FL_Reports/index.asp. Complete the *Subscribe to FL Reports* form, select Florida Crop-Weather and enter your first and last name and your e-mail. The precipitation map used in this report is from the Southeast Regional Climate Center (SERCC) website at http://www.sercc.com/climateinfo/precip_maps. The drought monitor map used in this report is from the U.S. Drought Monitor website at <http://droughtmonitor.unl.edu> maintained by the National Drought Mitigation Center. The precipitation and temperature data is from the Florida Automated Weather Network (FAWN) at <http://fawn.ifas.ufl.edu> maintained by UF/IFAS Information Technologies.