



United States Department of Agriculture
National Agricultural Statistics Service
**Alabama Crop Progress
and Condition Report**



Cooperating with the Alabama Department of Agriculture and Industries

Southern Region, Alabama Field Office · 4121 Carmichael Road · Montgomery, AL 36106 · (334) 279-3555 · (855) 271-9801 FAX
www.nass.usda.gov

This report contains data collected each week from respondents across the state whose occupations provide them opportunities to discuss agricultural production with farmers in their counties as well as to make visual observations. We thank all who have contributed to this report.

June 3, 2024

Media Contact: Charmaine Wilson

General

According to the National Agricultural Statistics Service in Alabama, there were 5.3 days suitable for fieldwork for the week ending Sunday, June 2, 2024. Precipitation ranged from trace amounts of rain to 6.3 inches of rain. Average high temperatures ranged from the high 70s to the low 90s. Average low temperatures ranged from the mid 50s to the low 70s.

Crops

Warm temperatures continued throughout the state with all parts of the state receiving varying amounts of rainfall. The sporadic rain showers kept the state out of drought conditions with only 3.0% of the state abnormally dry. The heavy rainfall in the northern and very southern parts of the state delayed planting activities. Most of the corn had emerged and producers expected the crop to begin silking in the next few weeks. Cotton and peanut planting continued as the weather allowed with some early planted cotton beginning to square. Hay producers worked around the weather to collect their first cutting for the year. Soybean planting continued at a good pace for the year while much of the already planted crop began to emerge. Winter wheat dried up quickly and producers continued harvest activities.

Livestock and Pastures

Cattle along with pasture and ranges were reported to be in mostly good to fair condition. Warm weather and rainfall allowed pasture growth to continue, putting them in good condition across the state.

Crop Progress for Week Ending 06/02/24

Crop stage	Prev year	Prev week	This week	5 Year avg
	(percent)	(percent)	(percent)	(percent)
Corn - Emerged	NA	91	96	NA
Corn - Silking	9	3	13	8
Cotton - Planted	87	75	87	90
Cotton - Squaring	5	0	4	2
Hay - 1st Cutting	81	63	76	90
Peanuts - Planted	78	61	83	84
Soybeans - Planted	72	62	72	64
Soybeans - Emerged	48	41	50	46
Winter wheat - Harvested ..	25	13	19	27

(NA) Not available.

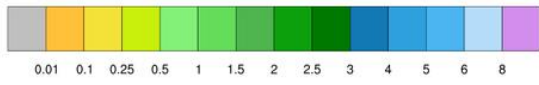
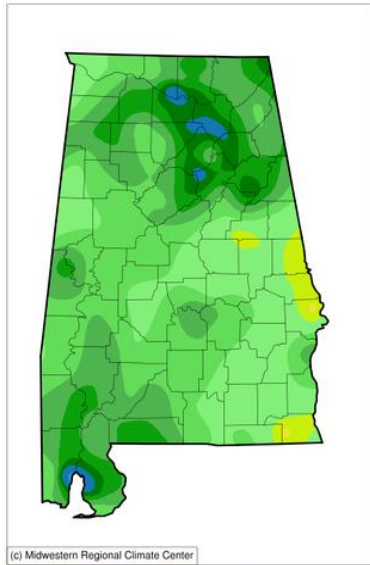
Conditions for Week Ending 06/02/24

Crop	Very poor	Poor	Fair	Good	Excellent
	(percent)	(percent)	(percent)	(percent)	(percent)
Cattle	0	0	9	84	7
Corn	0	0	6	81	13
Cotton	0	3	15	76	6
Pasture and range	0	0	16	75	9
Peanuts	0	0	17	74	9
Soybeans	0	0	6	78	16
Winter wheat	0	0	18	65	17

Soil Moisture for Week Ending 06/02/24

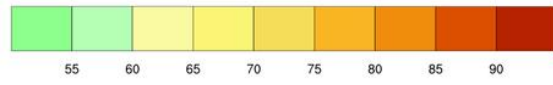
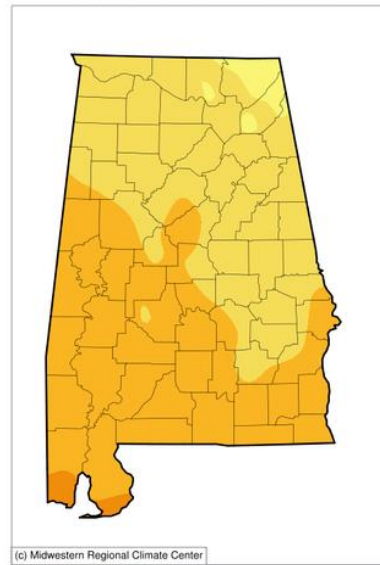
Topsoil	Previous week	This week
	(percent)	(percent)
Very short	1	1
Short	5	6
Adequate	70	69
Surplus	24	24
Subsoil	Previous week	This week
	(percent)	(percent)
Very short	1	1
Short	6	6
Adequate	89	84
Surplus	4	9

Accumulated Precipitation (in)
May 27, 2024 to June 02, 2024



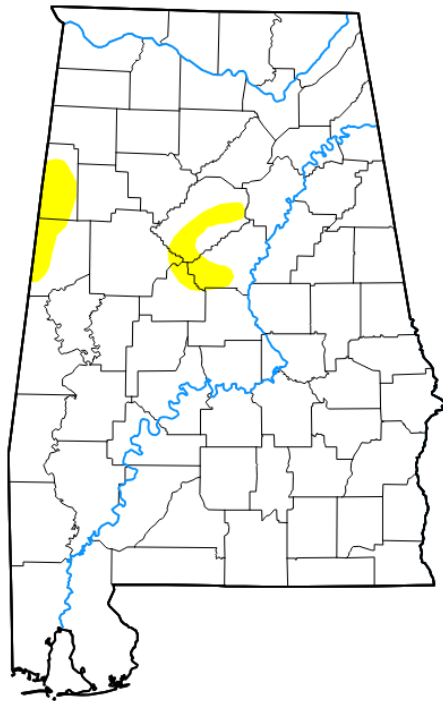
<http://mrcc.perdue.edu/CLIMATE/>

Average Temperature (°F)
May 27, 2024 to June 02, 2024



<http://mrcc.perdue.edu/CLIMATE/>

U.S. Drought Monitor Alabama



May 28, 2024
(Released Thursday, May. 30, 2024)
Valid 8 a.m. EDT

Drought Conditions (Percent Area)

	None	D0-D4	D1-D4	D2-D4	D3-D4	D4
Current	97.13	2.87	0.00	0.00	0.00	0.00
Last Week <i>05-21-2024</i>	95.24	4.76	0.00	0.00	0.00	0.00
3 Months Ago <i>02-27-2024</i>	70.80	29.20	0.09	0.00	0.00	0.00
Start of Calendar Year <i>01-02-2024</i>	0.90	99.10	78.97	44.62	12.61	0.00
Start of Water Year <i>09-26-2023</i>	21.58	78.42	30.60	16.04	2.30	0.00
One Year Ago <i>05-30-2023</i>	100.00	0.00	0.00	0.00	0.00	0.00

Intensity:

- None
- D0 Abnormally Dry
- D1 Moderate Drought
- D2 Severe Drought
- D3 Extreme Drought
- D4 Exceptional Drought

The Drought Monitor focuses on broad-scale conditions. Local conditions may vary. For more information on the Drought Monitor, go to <https://droughtmonitor.unl.edu/About.aspx>

Author:
Rocky Bilotta
NCEI/NOAA



droughtmonitor.unl.edu