



United States Department of Agriculture  
National Agricultural Statistics Service  
**Alabama Crop Progress  
and Condition Report**



Cooperating with the Alabama Department of Agriculture and Industries

Southern Region, Alabama Field Office · 4121 Carmichael Road · Montgomery, AL 36106 · (334) 279-3555 · (855) 271-9801 FAX  
[www.nass.usda.gov](http://www.nass.usda.gov)

This report contains data collected each week from respondents across the state whose occupations provide them opportunities to discuss agricultural production with farmers in their counties as well as to make visual observations. We thank all who have contributed to this report.

June 17, 2024

Media Contact: Charmaine Wilson

**General**

According to the National Agricultural Statistics Service in Alabama, there were 6.6 days suitable for fieldwork for the week ending Sunday, June 16, 2024. Precipitation ranged from no rain to 1.3 inches of rain. Average high temperatures ranged from the mid 80s to the mid 90s. Average low temperatures ranged from the low 60s to the mid 70s.

**Crops**

Hot temperatures were experienced last week with central Alabama receiving little to no rain. Due to the dry conditions, many producers were able to make progress on planting and spraying in the fields. Irrigated crops were reported to be doing well, but non-irrigated crops needed moisture. Corn silking continued throughout the week with some reported wilting from heat stress. Cotton planted neared completion and began to set bolls. Many areas reported the weather was favorable for the cotton crop. The first hay cutting was nearly complete with a second hay cutting continuing. Peanuts planted were wrapping up while peanuts pegging progressed throughout the week. In Morgan County, soybeans were still being planted, but neared completion. Soybeans blooming was just getting started. Winter wheat harvest made good progress throughout the week.

**Livestock and Pastures**

Cattle and pasture and range were in mostly good to fair condition. Some cattle producers were concerned about hay and forage loss due to lack of rain.

**Crop Progress for Week Ending 06/16/24**

Crop stage	Prev year (percent)	Prev week (percent)	This week (percent)	5 Year avg (percent)
Corn - Silking.....	34	21	42	36
Cotton - Planted.....	98	92	96	98
Cotton - Squaring.....	24	13	30	19
Cotton - Setting Bolls.....	0	NA	1	0
Hay - 1st Cutting.....	NA	83	91	NA
Hay - 2nd Cutting.....	NA	NA	6	NA
Peanuts - Planted.....	96	90	94	95
Peanuts - Pegging.....	4	3	11	9
Soybeans - Planted.....	86	80	88	79
Soybeans - Emerged.....	78	57	69	67
Soybeans - Blooming.....	7	NA	4	5
Winter wheat - Harvested...	64	31	56	60

(NA) Not available.

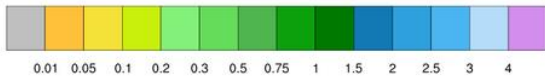
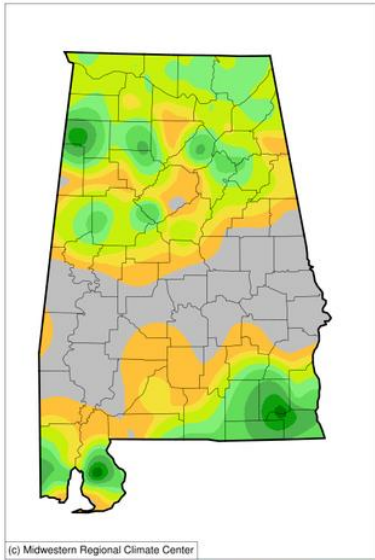
**Conditions for Week Ending 06/16/24**

Crop	Very poor (percent)	Poor (percent)	Fair (percent)	Good (percent)	Excellent (percent)
Cattle.....	0	2	11	79	8
Corn.....	1	4	14	74	7
Cotton.....	1	2	19	74	4
Pasture and range ....	1	2	16	72	9
Peanuts.....	1	2	19	72	6
Soybeans.....	0	0	15	81	4
Winter wheat.....	0	0	15	69	16

**Soil Moisture for Week Ending 06/16/24**

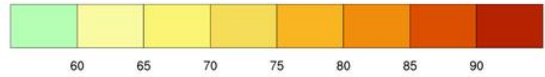
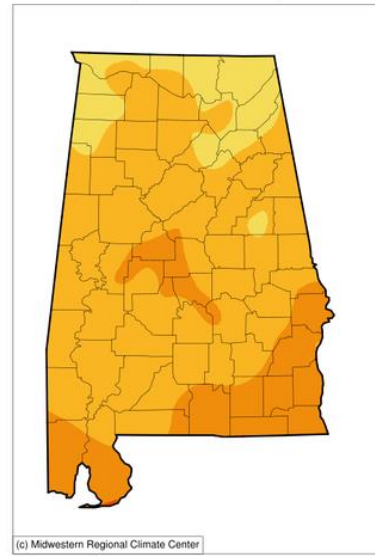
Topsoil	Previous week (percent)	This week (percent)
Very short.....	1	1
Short.....	6	25
Adequate.....	75	63
Surplus.....	18	11
Subsoil	Previous week (percent)	This week (percent)
Very short.....	2	1
Short.....	6	25
Adequate.....	84	65
Surplus.....	8	9

**Accumulated Precipitation (in)**  
June 10, 2024 to June 16, 2024



<http://mrcc.purdue.edu/CLIMATE/>

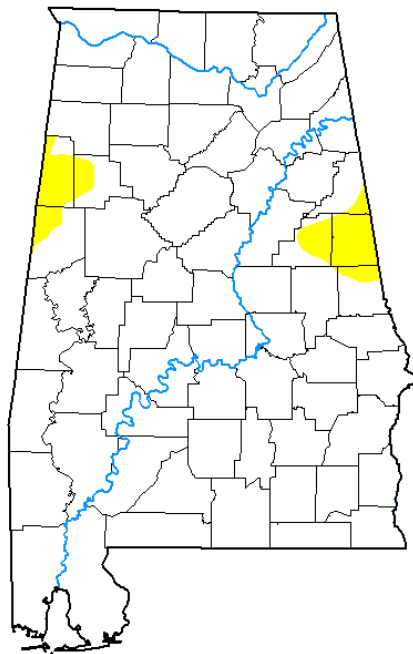
**Average Temperature (°F)**  
June 10, 2024 to June 16, 2024



<http://mrcc.purdue.edu/CLIMATE/>

## U.S. Drought Monitor Alabama

**June 11, 2024**  
(Released Thursday, Jun. 13, 2024)  
Valid 8 a.m. EDT



**Intensity:**

- None
- D0 Abnormally Dry
- D1 Moderate Drought
- D2 Severe Drought
- D3 Extreme Drought
- D4 Exceptional Drought

*The Drought Monitor focuses on broad-scale conditions. Local conditions may vary. For more information on the Drought Monitor, go to <https://droughtmonitor.unl.edu/About.aspx>*

**Author:**

Richard Tinker  
CPC/NOAA/NWS/NCEP



[droughtmonitor.unl.edu](http://droughtmonitor.unl.edu)