



**United States Department of Agriculture
National Agricultural Statistics Service
Alabama Crop Progress
and Condition Report**



Cooperating with the Alabama Department of Agriculture and Industries

Southern Region, Alabama Field Office · 4121 Carmichael Road · Montgomery, AL 36106 · (334) 279-3555 · (855) 271-9801 FAX

www.nass.usda.gov

This report contains data collected each week from respondents across the state whose occupations provide them opportunities to discuss agricultural production with farmers in their counties as well as to make visual observations. We thank all who have contributed to this report.

October 21, 2024

Media Contact: Charmaine Wilson

General

According to the National Agricultural Statistics Service in Alabama, there were 6.8 days suitable for fieldwork for the week ending Sunday, October 20, 2024. Precipitation ranged from no rain to trace amounts of rain. Average high temperatures ranged from the mid 60s to the high 70s. Average low temperatures ranged from the mid 30s to the high 50s.

Crops

The lack of rainfall and dry conditions for much of October moved 2 percent of the state into severe drought conditions according to the October 15 Drought Monitor. Operators in the northern part of the state noted the first frost of the year. Producers continued to note below average quality and yields for crops due to the lack of rainfall across the state. Most all the cotton bolls were open, and cotton harvest progressed quickly throughout the week. Hay producers harvested a third cutting where adequate moisture allowed. Peanut producers reported needing more moisture in fields to continue digging and harvesting. Soybeans were nearly completed dropping leaves and harvesting activities ramped up given the dry conditions. Some producers held off on planting winter wheat in hopes of rainfall in the near future.

Livestock and Pastures

Cattle and pastures were in mostly good to fair condition. Many cattle producers continued to supplement feeding with hay. Dry conditions compounded by the first freeze for some parts of the state has exacerbated the grazing shortfall.

Crop Progress for Week Ending 10/20/24

Crop stage	Prev year (percent)	Prev week (percent)	This week (percent)	5 Year avg (percent)
Cotton - Bolls Opening.....	93	95	96	93
Cotton - Harvested.....	37	31	45	34
Hay - 3rd Cutting.....	96	75	80	94
Peanuts - Dug.....	80	74	80	77
Peanuts - Harvested	69	40	51	61
Soybeans - Drop Leaves ...	96	93	96	95
Soybeans - Harvested	52	51	69	48
Winter wheat - Planted.....	17	7	22	14

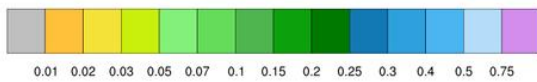
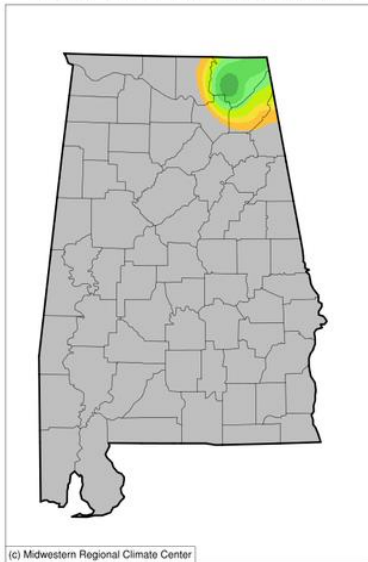
Conditions for Week Ending 10/20/24

Crop	Very poor (percent)	Poor (percent)	Fair (percent)	Good (percent)	Excellent (percent)
Cattle.....	0	5	31	62	2
Cotton.....	3	16	43	38	0
Pasture and range	7	19	42	31	1
Peanuts	2	10	40	47	1

Soil Moisture for Week Ending 10/20/24

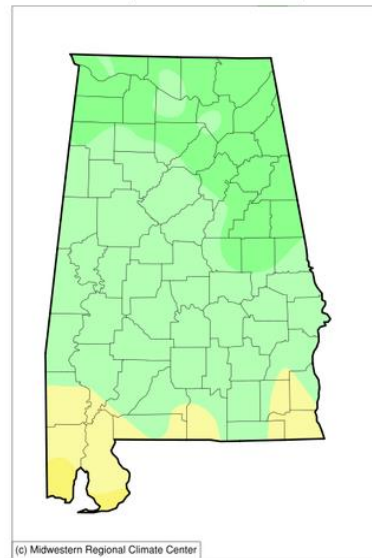
Topsoil	Previous week (percent)	This week (percent)
Very short	12	16
Short.....	31	37
Adequate	53	46
Surplus	4	1
Subsoil	Previous week (percent)	This week (percent)
Very short	13	16
Short.....	32	40
Adequate	51	43
Surplus	4	1

Accumulated Precipitation (in)
October 14, 2024 to October 20, 2024



<https://mrcc.purdue.edu/CLIMATE/>

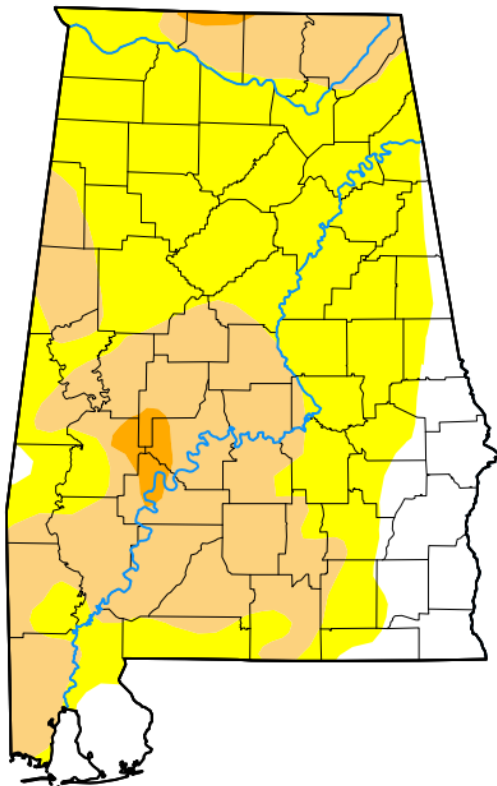
Average Temperature (°F)
October 14, 2024 to October 20, 2024



<https://mrcc.purdue.edu/CLIMATE/>

U.S. Drought Monitor Alabama

October 15, 2024
(Released Thursday, Oct. 17, 2024)
Valid 8 a.m. EDT



Drought Conditions (Percent Area)

	None	D0-D4	D1-D4	D2-D4	D3-D4	D4
Current	12.50	87.50	36.24	1.59	0.00	0.00
Last Week <small>10-08-2024</small>	12.50	87.50	28.35	0.29	0.00	0.00
3 Months Ago <small>07-16-2024</small>	18.78	81.22	41.56	16.36	4.03	0.00
Start of Calendar Year <small>01-02-2024</small>	0.90	99.10	78.97	44.62	12.61	0.00
Start of Water Year <small>10-01-2024</small>	10.67	89.33	30.00	0.16	0.00	0.00
One Year Ago <small>10-17-2023</small>	1.56	98.44	84.37	43.91	6.14	0.00

Intensity:

- None
- D0 Abnormally Dry
- D1 Moderate Drought
- D2 Severe Drought
- D3 Extreme Drought
- D4 Exceptional Drought

The Drought Monitor focuses on broad-scale conditions. Local conditions may vary. For more information on the Drought Monitor, go to <https://droughtmonitor.unl.edu/About.aspx>

Author:

Brian Fuchs
National Drought Mitigation Center



droughtmonitor.unl.edu