



United States Department of Agriculture  
National Agricultural Statistics Service  
**Alabama Crop Progress  
and Condition Report**



Cooperating with the Alabama Department of Agriculture and Industries  
Southern Region, Georgia Field Office · 355 East Hancock Avenue · Athens, GA 30601 · (800) 253-4419 · (855) 271-9801 FAX  
[www.nass.usda.gov](http://www.nass.usda.gov)

This report contains data collected each week from respondents across the state whose occupations provide them opportunities to discuss agricultural production with farmers in their counties as well as to make visual observations. We thank all who have contributed to this report.

August 29, 2022

Media Contact: Anthony Prillaman

**General**

According to the National Agricultural Statistics Service in Alabama, there were 4.2 days suitable for fieldwork for the week ending Sunday, August 28, 2022. Precipitation ranged from trace amounts to 7.8 inches. Average high temperatures ranged from the low 80s to the low 90s. Average low temperatures ranged from the high 60s to the mid 70s.

**Crops**

Most of the state experienced hot, dry weather, with only the southwestern part of the state receiving a significant amount of rain. Crop conditions and soil moisture for much of the state continued to remain mostly good and adequate. In areas that received rain, reporters noted field work was difficult due to flooding and mud. Corn maturing neared completion and harvest began in areas where moisture levels allowed. Soybeans blooming was completed and continued to set pods, with some locations reporting leaves had dropped. Cotton was reported to mostly be in good condition and continued setting bolls and bolls opening. Hay harvest was in full swing where moisture levels permitted. Peanuts pegging was completed.

**Livestock and Pastures**

Cattle continued to be in mostly good condition with lower temperatures last week. Pasture conditions remained mostly good this week.

**Crop Progress for Week Ending 08/28/22**

Crop stage	Prev year	Prev week	This week	5 Year avg
	(percent)	(percent)	(percent)	(percent)
Corn - Mature .....	86	94	98	91
Corn - Harvested .....	17	14	22	28
Cotton - Setting Bolls .....	96	97	98	97
Cotton - Bolls Opening.....	9	14	19	22
Hay - 3rd Cutting.....	5	10	23	20
Soybeans - Setting Pods ...	87	81	89	89
Soybeans - Dropping				
Leaves.....	6	4	11	12

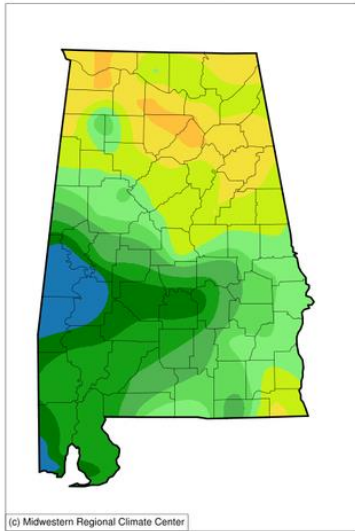
**Conditions for Week Ending 08/28/22**

Crop	Very poor	Poor	Fair	Good	Excellent
	(percent)	(percent)	(percent)	(percent)	(percent)
Cattle.....	1	2	15	79	3
Corn .....	12	26	31	27	4
Cotton.....	0	2	30	63	5
Pasture and range ....	0	3	31	64	2
Peanuts .....	0	0	11	78	11
Soybeans .....	0	4	29	60	7

**Soil Moisture for Week Ending 08/28/22**

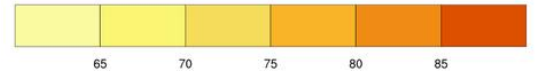
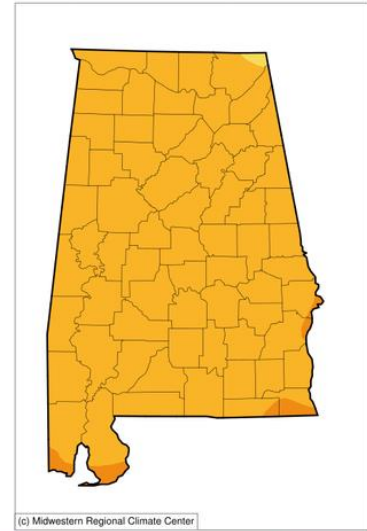
Topsoil	Previous week	This week
	(percent)	(percent)
Very short.....	7	1
Short.....	14	20
Adequate .....	68	57
Surplus .....	11	22
Subsoil	Previous week	This week
	(percent)	(percent)
Very short.....	0	1
Short.....	20	12
Adequate .....	77	76
Surplus .....	3	11

**Accumulated Precipitation (in)**  
August 22, 2022 to August 28, 2022



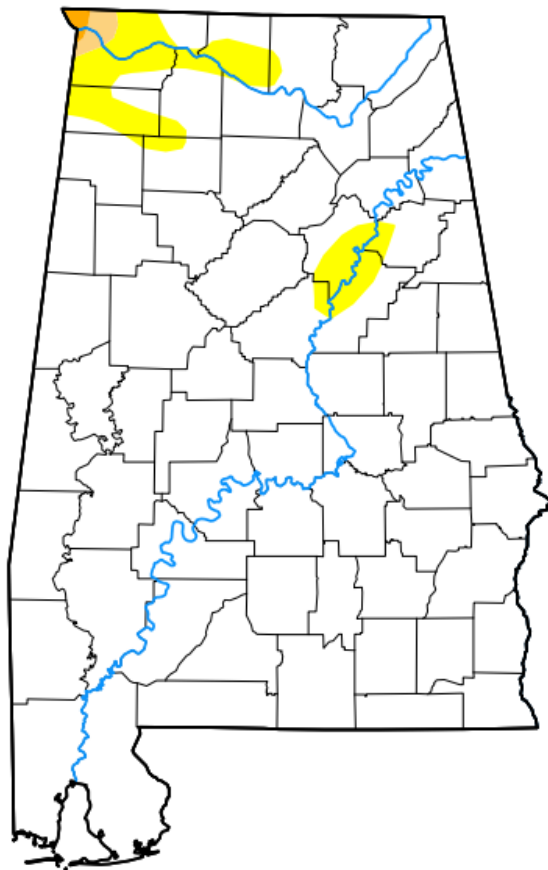
<http://mrcc.purdue.edu/CLIMATE/>

**Average Temperature (°F)**  
August 22, 2022 to August 28, 2022



<http://mrcc.purdue.edu/CLIMATE/>

## U.S. Drought Monitor Alabama



**August 23, 2022**  
(Released Thursday, Aug. 25, 2022)  
Valid 8 a.m. EDT

*Drought Conditions (Percent Area)*

	None	D0-D4	D1-D4	D2-D4	D3-D4	D4
<b>Current</b>	94.58	5.42	0.50	0.15	0.00	0.00
<b>Last Week</b> <i>08-16-2022</i>	79.33	20.67	3.76	0.18	0.00	0.00
<b>3 Months Ago</b> <i>05-24-2022</i>	71.94	28.06	0.00	0.00	0.00	0.00
<b>Start of Calendar Year</b> <i>01-04-2022</i>	76.82	23.18	3.44	0.00	0.00	0.00
<b>Start of Water Year</b> <i>09-28-2021</i>	100.00	0.00	0.00	0.00	0.00	0.00
<b>One Year Ago</b> <i>08-24-2021</i>	100.00	0.00	0.00	0.00	0.00	0.00

**Intensity:**

- None
- D0 Abnormally Dry
- D1 Moderate Drought
- D2 Severe Drought
- D3 Extreme Drought
- D4 Exceptional Drought

*The Drought Monitor focuses on broad-scale conditions. Local conditions may vary. For more information on the Drought Monitor, go to <https://droughtmonitor.unl.edu/About.aspx>*

**Author:**

Deborah Bathke  
National Drought Mitigation Center



[droughtmonitor.unl.edu](http://droughtmonitor.unl.edu)