



United States Department of Agriculture  
National Agricultural Statistics Service  
**Alabama Crop Progress  
and Condition Report**



Cooperating with the Alabama Department of Agriculture and Industries  
Southern Region, Georgia Field Office · 355 East Hancock Avenue · Athens, GA 30601 · (800) 253-4419 · (855) 271-9801 FAX  
[www.nass.usda.gov](http://www.nass.usda.gov)

This report contains data collected each week from respondents across the state whose occupations provide them opportunities to discuss agricultural production with farmers in their counties as well as to make visual observations. We thank all who have contributed to this report.

August 22, 2022

Media Contact: Anthony Prillaman

**General**

According to the National Agricultural Statistics Service in Alabama, there were 4.9 days suitable for fieldwork for the week ending Sunday, August 21, 2022. Precipitation ranged from trace amounts to 5.4 inches. Average high temperatures ranged from the low 80s to the low 90s. Average low temperatures ranged from the mid 60s to the mid 70s.

**Crops**

The central and southern parts of the state received a significant amount of rain throughout the week while the northern part of the state experienced mostly hot, dry weather. Crop conditions and soil moisture for much of the state continued to remain mostly good and adequate. Corn maturing neared completion and harvest began in areas where moisture levels allowed. Soybean blooming neared completion and continued to rapidly set pods, with some locations reporting leaves had dropped. Cotton was reported to mostly be in good condition and continued setting bolls and bolls opening. Some producers have begun a third cutting of hay. Peanuts pegging neared completion.

**Livestock and Pastures**

Cattle continued to be in mostly good condition with lower temperatures last week. Pasture conditions remained mostly good this week.

**Crop Progress for Week Ending 08/21/22**

Crop stage	Prev year (percent)	Prev week (percent)	This week (percent)	5 Year avg (percent)
Corn - Mature .....	75	87	94	84
Corn - Harvested .....	9	10	14	15
Cotton - Setting Bolls .....	93	93	97	95
Cotton - Bolls Opening.....	6	7	14	13
Hay - 3rd Cutting.....	2	NA	10	9
Peanuts - Pegging .....	98	93	98	99
Soybeans - Blooming.....	98	86	96	96
Soybeans - Setting Pods ...	83	70	81	82
Soybeans - Dropping				
Leaves.....	2	NA	4	4

(NA) Not available.

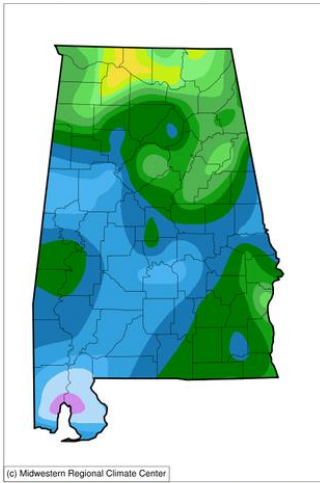
**Conditions for Week Ending 08/21/22**

Crop	Very poor (percent)	Poor (percent)	Fair (percent)	Good (percent)	Excellent (percent)
Cattle.....	1	2	20	73	4
Corn .....	21	23	22	27	7
Cotton.....	0	2	28	62	8
Pasture and range ....	0	4	30	63	3
Peanuts .....	0	1	6	80	13
Soybeans .....	0	9	34	51	6

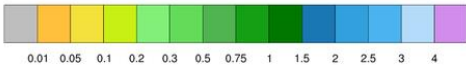
**Soil Moisture for Week Ending 08/21/22**

Topsoil	Previous week (percent)	This week (percent)
Very short .....	2	7
Short.....	15	14
Adequate .....	77	68
Surplus .....	6	11
Subsoil	Previous week (percent)	This week (percent)
Very short .....	0	0
Short.....	15	20
Adequate .....	80	77
Surplus .....	5	3

**Accumulated Precipitation (in)**  
August 15, 2022 to August 21, 2022

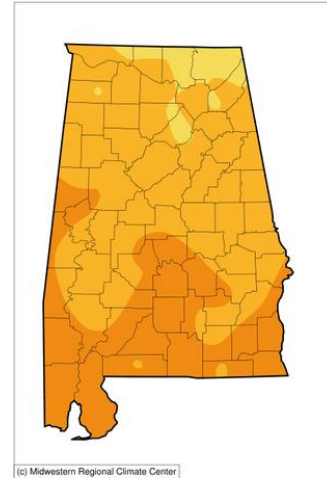


(c) Midwestern Regional Climate Center

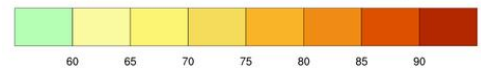


<http://mrcc.purdue.edu/CLIMATE/>

**Average Temperature (°F)**  
August 15, 2022 to August 21, 2022



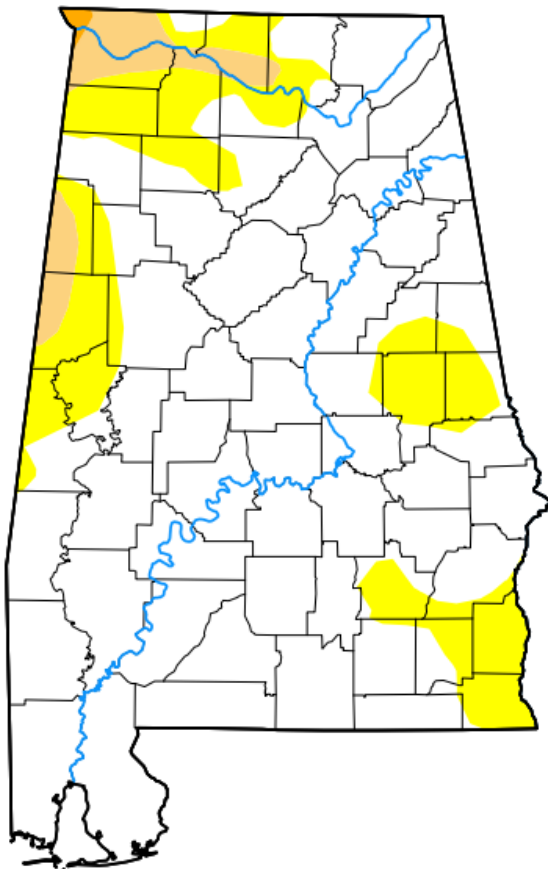
(c) Midwestern Regional Climate Center



<http://mrcc.purdue.edu/CLIMATE/>

# U.S. Drought Monitor Alabama

**August 16, 2022**  
(Released Thursday, Aug. 18, 2022)  
Valid 8 a.m. EDT



*Drought Conditions (Percent Area)*

	None	D0-D4	D1-D4	D2-D4	D3-D4	D4
<b>Current</b>	79.33	20.67	3.76	0.18	0.00	0.00
<b>Last Week</b> 08-09-2022	80.15	19.85	3.73	0.38	0.00	0.00
<b>3 Months Ago</b> 05-17-2022	69.06	30.94	0.00	0.00	0.00	0.00
<b>Start of Calendar Year</b> 01-04-2022	76.82	23.18	3.44	0.00	0.00	0.00
<b>Start of Water Year</b> 09-28-2021	100.00	0.00	0.00	0.00	0.00	0.00
<b>One Year Ago</b> 08-17-2021	100.00	0.00	0.00	0.00	0.00	0.00

**Intensity:**

- None
- D0 Abnormally Dry
- D1 Moderate Drought
- D2 Severe Drought
- D3 Extreme Drought
- D4 Exceptional Drought

*The Drought Monitor focuses on broad-scale conditions. Local conditions may vary. For more information on the Drought Monitor, go to <https://droughtmonitor.unl.edu/About.aspx>*

**Author:**

Richard Tinker  
CPC/NOAA/NWS/NCEP



[droughtmonitor.unl.edu](http://droughtmonitor.unl.edu)