



United States Department of Agriculture  
National Agricultural Statistics Service  
**Alabama Crop Progress  
and Condition Report**



Cooperating with the Alabama Department of Agriculture and Industries  
Southern Region, Georgia Field Office · 355 East Hancock Avenue · Athens, GA 30601 · (800) 253-4419 · (855) 271-9801 FAX  
[www.nass.usda.gov](http://www.nass.usda.gov)

This report contains data collected each week from respondents across the state whose occupations provide them opportunities to discuss agricultural production with farmers in their counties as well as to make visual observations. We thank all who have contributed to this report.

June 21, 2022

Media Contact: Anthony Prillaman

**General**

According to the National Agricultural Statistics Service in Alabama, there were 6.6 days suitable for fieldwork for the week ending Sunday, June 19, 2022. Precipitation ranged from no rain to 3.8 inches. Average high temperatures ranged from the high 90s to the low 90s. Average low temperatures ranged from the high 60s to the high 70s.

**Crops**

Most of the state received scattered rainfall throughout the week with high temperatures. Crop conditions and soil moisture for much of the state remained mostly good and adequate. Some farmers reported running irrigation for corn, peanut, and cotton crops where limited rainfall during the week was received. Corn fields continued silking and remained behind the previous year and five-year averages. Concerns started to mount for corn producers who don't receive adequate moisture soon. Soybeans began blooming across the state. Wheat harvest picked up steam and double crop soybeans went in right behind it where planted.

**Livestock and Pastures**

Cattle continued to be in mostly good condition across the State but need cooler weather. The previous week's rainfall improved pasture condition but will need cooler, wetter weather soon.

**Crop Progress for Week Ending 06/19/22**

Crop stage	Prev year (percent)	Prev week (percent)	This week (percent)	5 Year avg (percent)
Corn - Silking.....	37	14	34	51
Cotton - Planted.....	98	95	97	98
Cotton - Squaring.....	10	7	29	22
Hay - 2nd Cutting.....	15	2	23	14
Peanuts - Planted.....	97	90	95	95
Peanuts - Pegging.....	6	4	7	15
Soybeans - Planted.....	72	86	89	82
Soybeans - Emerged.....	66	64	77	67
Soybeans - Blooming.....	4	0	8	10
Winter wheat - Harvested...	67	48	72	76

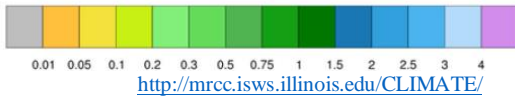
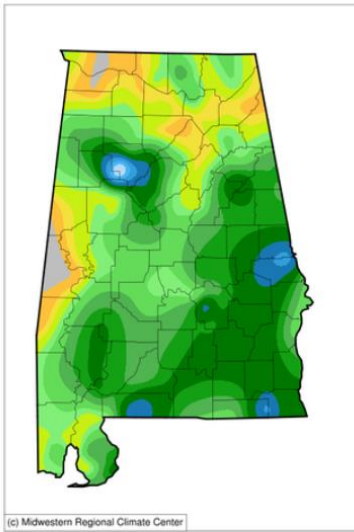
**Conditions for Week Ending 06/19/22**

Crop	Very poor (percent)	Poor (percent)	Fair (percent)	Good (percent)	Excellent (percent)
Cattle.....	1	4	14	78	3
Corn.....	1	5	18	74	2
Cotton.....	1	3	20	71	5
Pasture and range ....	1	4	20	71	4
Peanuts.....	1	1	13	83	2
Soybeans.....	0	2	11	86	1

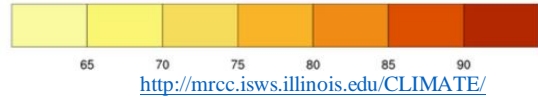
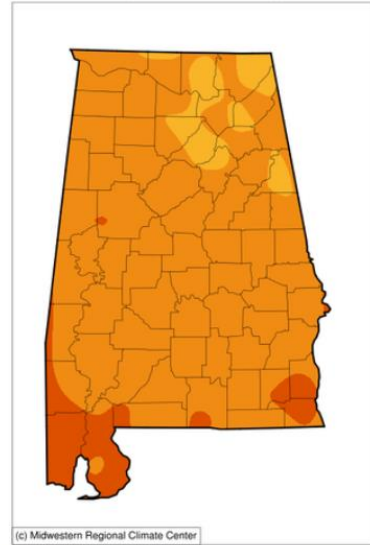
**Soil Moisture for Week Ending 06/19/22**

Topsoil	Previous week (percent)	This week (percent)
Very short.....	1	1
Short.....	10	22
Adequate.....	62	71
Surplus.....	27	6
Subsoil	Previous week (percent)	This week (percent)
Very short.....	1	2
Short.....	10	17
Adequate.....	62	69
Surplus.....	27	12

**Accumulated Precipitation (in)**  
June 13, 2022 to June 19, 2022

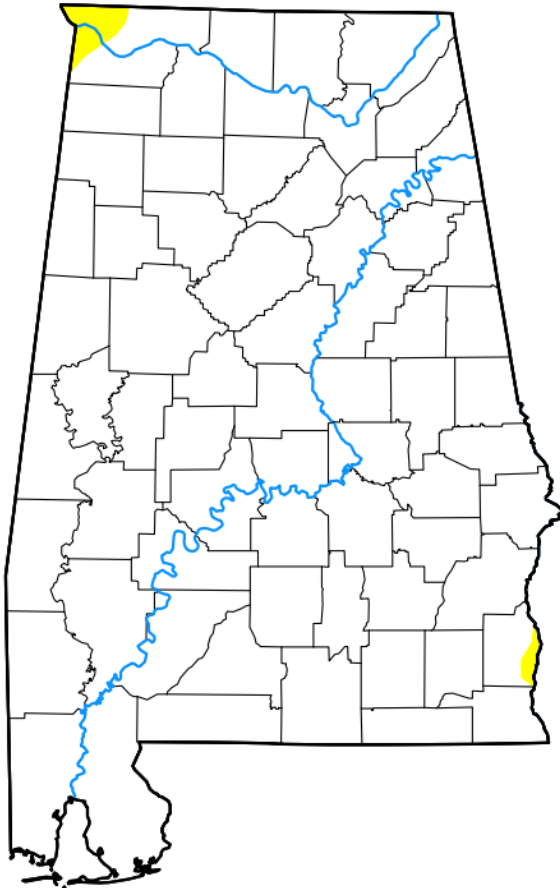


**Average Temperature (°F)**  
June 13, 2022 to June 19, 2022



# U.S. Drought Monitor Alabama

**June 14, 2022**  
(Released Thursday, Jun. 16, 2022)  
Valid 8 a.m. EDT



*Drought Conditions (Percent Area)*

	None	D0-D4	D1-D4	D2-D4	D3-D4	D4
<b>Current</b>	99.18	0.82	0.00	0.00	0.00	0.00
<b>Last Week</b> <i>06-07-2022</i>	97.13	2.87	0.00	0.00	0.00	0.00
<b>3 Months Ago</b> <i>03-15-2022</i>	65.74	34.26	7.10	0.00	0.00	0.00
<b>Start of Calendar Year</b> <i>01-04-2022</i>	76.82	23.18	3.44	0.00	0.00	0.00
<b>Start of Water Year</b> <i>09-28-2021</i>	100.00	0.00	0.00	0.00	0.00	0.00
<b>One Year Ago</b> <i>06-15-2021</i>	100.00	0.00	0.00	0.00	0.00	0.00

**Intensity:**

- None
- D0 Abnormally Dry
- D1 Moderate Drought
- D2 Severe Drought
- D3 Extreme Drought
- D4 Exceptional Drought

*The Drought Monitor focuses on broad-scale conditions. Local conditions may vary. For more information on the Drought Monitor, go to <https://droughtmonitor.unl.edu/About.aspx>*

**Author:**

Adam Hartman  
NOAA/NWS/NCEP/CPC



[droughtmonitor.unl.edu](http://droughtmonitor.unl.edu)