



United States Department of Agriculture
National Agricultural Statistics Service
Alabama Crop Progress
and Condition Report



Cooperating with the Alabama Department of Agriculture and Industries
 Southern Region, Alabama Field Office · 4121 Carmichael Road · Montgomery, AL 36106 · (334) 279-3555 · (855) 271-9801 FAX
www.nass.usda.gov

October 21, 2019

Media Contact: Cynthia Price

General

According to the National Agricultural Statistics Service in Alabama, there were 5.3 days suitable for fieldwork for the week ending Sunday, October 20, 2019. Precipitation estimates for the state ranged from 0.17 to 4.87 inches. Average high temperatures ranged from the mid 60s to the high 70s. Average low temperatures ranged from the mid 40s to the mid 60s.

County Comments

Cotton and soybean harvest continued. Additional supplemental livestock feeding was taking place. Some annual cool-season grass was planted, but no wheat has been planted.

Shannon Parker, Morgan County

The amount and timing of the recent rain that has been received may have been enough for the pastures to green up before first frost, but it will not help any of the producers make up for the lack of hay production. Many producers will not be able to get a third cutting of hay this crop year. They have been supplementing with hay for at least a month now, maybe longer in some areas. Harvesting of corn was wrapping up. Soybean, peanut, and cotton harvests were well under way.

Gina Harris, Blount County

Corn harvest is complete. Soybean and cotton harvest is progressed rapidly. Pastures were dry and conditions were not favorable for winter wheat planting/drilling.

Belinda Woods, Cullman County

Light rain and much cooler temperatures brought brief relief allowing livestock farmers to plant cool season annual forages for future winter grazing. Farmers continued to supply supplemental hay and feed as a result of drought conditions. Cotton and soybean harvests were delayed briefly because of light rain.

Henry Dorough, Talladega County

Crop Progress for Week Ending 10/20/19

Crop stage	This week (percent)	Prev week (percent)	Prev year (percent)	5 Year avg (percent)
Cotton - Bolls Opening.....	97	95	93	93
Cotton - Harvested.....	48	36	39	45
Hay - 3rd Cutting.....	91	87	NA	NA
Peanuts - Dug.....	90	84	75	NA
Peanuts - Harvested.....	81	70	61	66
Soybeans - Harvested.....	66	59	54	55
Winter wheat - Planted.....	19	10	17	15

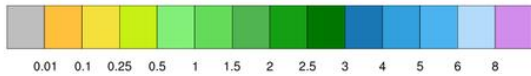
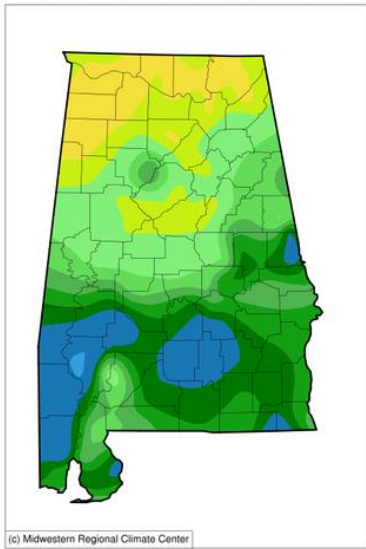
Conditions for Week Ending 10/20/19

Crop	Very poor (percent)	Poor (percent)	Fair (percent)	Good (percent)	Excellent (percent)
Cattle.....	1	6	48	43	2
Cotton.....	2	7	37	43	11
Pasture and range.....	26	28	35	11	0

Soil Moisture for Week Ending 10/20/19

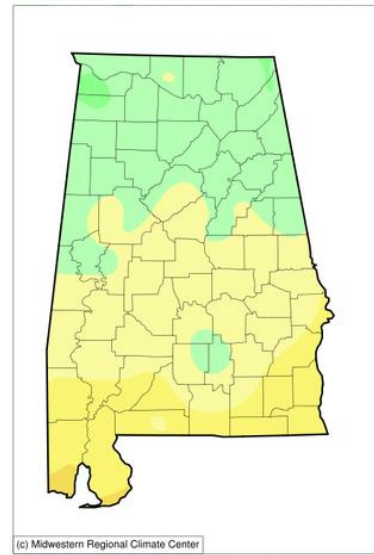
Topsoil	This week (percent)	Previous week (percent)
Very short.....	23	59
Short.....	38	29
Adequate.....	39	12
Surplus.....	0	0
Subsoil	This week (percent)	Previous week (percent)
Very short.....	22	61
Short.....	53	27
Adequate.....	25	12
Surplus.....	0	0

Accumulated Precipitation (in)
October 14, 2019 to October 20, 2019



<http://mrcc.isws.illinois.edu/CLIMATE/>

Average Temperature (°F)
October 14, 2019 to October 20, 2019



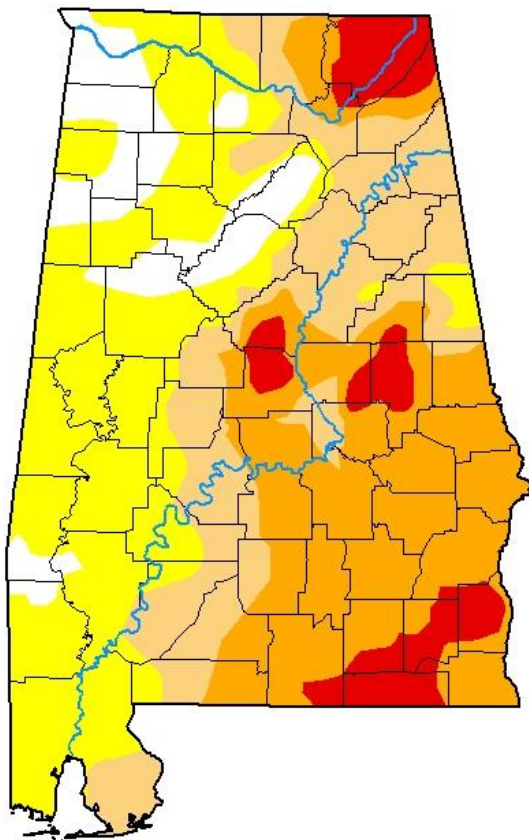
<http://mrcc.isws.illinois.edu/CLIMATE/>

U.S. Drought Monitor Alabama

October 15, 2019
(Released Thursday, Oct. 17, 2019)
Valid 8 a.m. EDT

Drought Conditions (Percent Area)

	None	D0-D4	D1-D4	D2-D4	D3-D4	D4
Current	9.44	90.56	57.51	34.96	7.79	0.00
Last Week 10-08-2019	8.50	91.50	54.08	14.45	5.39	0.00
3 Months Ago 07-16-2019	60.50	39.50	10.57	3.68	0.00	0.00
Start of Calendar Year 01-01-2019	100.00	0.00	0.00	0.00	0.00	0.00
Start of Water Year 10-01-2019	0.00	100.00	35.36	11.99	3.54	0.00
One Year Ago 10-16-2018	81.32	18.68	0.22	0.00	0.00	0.00



Intensity:

- None
- D0 Abnormally Dry
- D1 Moderate Drought
- D2 Severe Drought
- D3 Extreme Drought
- D4 Exceptional Drought

The Drought Monitor focuses on broad-scale conditions. Local conditions may vary. See accompanying text summary for forecast statements.

Author:

Richard Heim
NCEI/NOAA



droughtmonitor.unl.edu