



United States Department of Agriculture
National Agricultural Statistics Service
**Alabama Crop Progress
and Condition Report**



Cooperating with the Alabama Department of Agriculture and Industries

Southern Region, Alabama Field Office · 4121 Carmichael Road · Montgomery, AL 36106 · (334) 279-3555 · (334) 279-3590 FAX
www.nass.usda.gov

August 19, 2019

Media Contact: Cynthia Price

General

According to the National Agricultural Statistics Service in Alabama, there were 6.3 days suitable for fieldwork for the week ending Sunday, August 18, 2019. Precipitation estimates for the state ranged from no rain to 4.3 inches. Average high temperatures ranged from the low 90s to the low 100s. Average low temperatures ranged from the mid 60s to the mid 70s.

County Comments

Hot, dry weather continued to expedite the maturity of this year's crop. Corn was drying down fast, and cotton was moving toward bolls opening quickly. The early-season soybeans began to turn color and drop leaves. Some supplemental livestock feeding took place.

Shannon Parker, Morgan County

The corn harvest was in full swing with yields generally below average. All other crops and pastures were affected by the lack of rainfall. Some areas were worse than others.

Jeffrey Smith, Tallapoosa County

Cotton started opening up. Scattered showers passed through the Wiregrass. It seemed that the areas which received rain continued to get rain while the areas that missed rain continued to miss it. In the areas that missed the rain, crops were really struggling. Fungicide applications were going out on peanuts since the beginning of harvest is still a couple weeks away. Corn harvest picked up as a few fields started to reach 15 percent moisture.

Brandon Dillard, Bullock County

Extremely high temperatures caused soil and crops to dry. Corn, soybeans, fruits, vegetables, and all grass—hay and grazing—suffered from no rain and high temperatures. Cotton was more drought tolerant, but will also need rain soon.

Belinda Woods, Cullman County

Crop Progress for Week Ending 08/18/19

Crop stage	This week (percent)	Prev week (percent)	Prev year (percent)	5 Year avg (percent)
Corn - Mature	73	67	85	77
Corn - Harvested	7	NA	10	11
Cotton - Setting Bolls	93	87	92	94
Cotton - Bolls Opening.....	12	2	20	12
Hay - 2nd Cutting.....	95	93	99	NA
Soybeans - Blooming.....	93	87	94	94
Soybeans - Setting Pods .	73	65	77	79
Soybeans - Dropping				
Leaves.....	2	NA	NA	NA

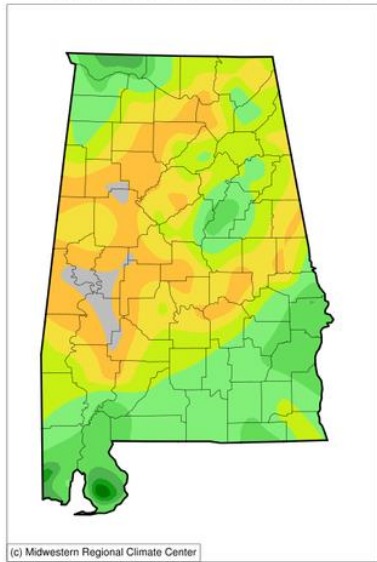
Conditions for Week Ending 08/18/19

Crop	Very poor (percent)	Poor (percent)	Fair (percent)	Good (percent)	Excellent (percent)
Cattle.....	1	6	23	67	3
Corn.....	6	6	20	50	18
Cotton.....	1	9	29	49	12
Pasture and range	2	13	38	43	4
Peanuts	0	5	45	43	7
Soybeans	0	2	16	66	16

Soil Moisture for Week Ending 08/18/19

Topsoil	This week (percent)	Previous week (percent)
Very short.....	9	9
Short.....	39	33
Adequate	51	58
Surplus	1	0
Subsoil	This week (percent)	Previous week (percent)
Very short.....	6	8
Short.....	41	34
Adequate	53	57
Surplus	0	1

Accumulated Precipitation (in)
August 12, 2019 to August 18, 2019



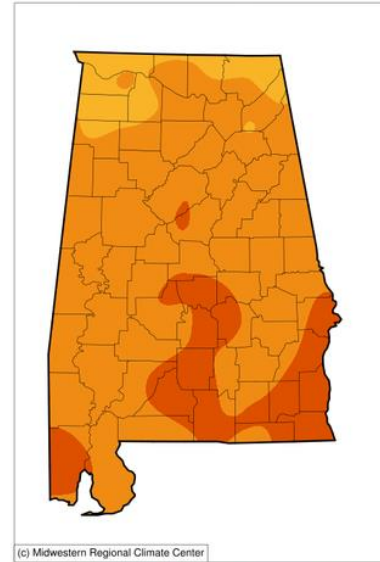
(c) Midwestern Regional Climate Center



0.01 0.1 0.25 0.5 1 1.5 2 2.5 3 4 5 6 8

<http://mrcc.isws.illinois.edu/CLIMATE/>

Average Temperature (°F)
August 12, 2019 to August 18, 2019



(c) Midwestern Regional Climate Center

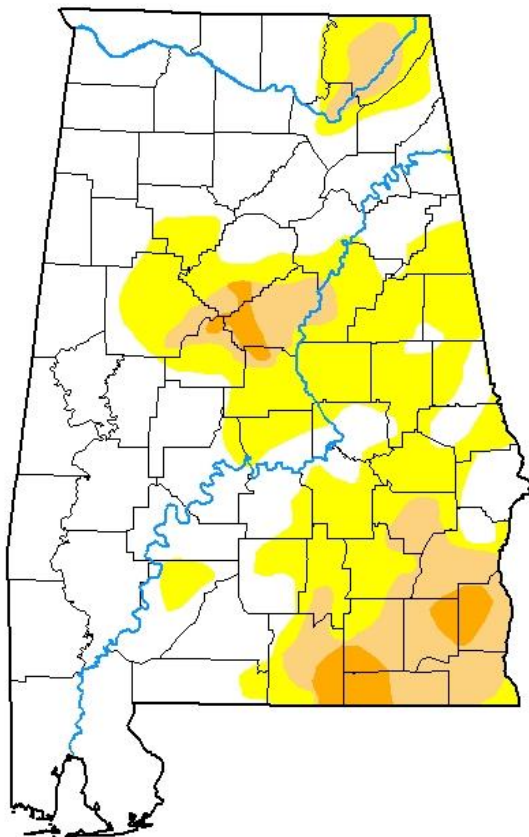


65 70 75 80 85 90

<http://mrcc.isws.illinois.edu/CLIMATE/>

U.S. Drought Monitor Alabama

August 13, 2019
(Released Thursday, Aug. 15, 2019)
Valid 8 a.m. EDT



Drought Conditions (Percent Area)

	None	D0-D4	D1-D4	D2-D4	D3-D4	D4
Current	61.46	38.54	12.79	2.63	0.00	0.00
Last Week 08-06-2019	66.15	33.85	11.75	2.45	0.00	0.00
3 Months Ago 05-14-2019	86.52	13.48	0.00	0.00	0.00	0.00
Start of Calendar Year 01-01-2019	100.00	0.00	0.00	0.00	0.00	0.00
Start of Water Year 09-25-2018	62.25	37.75	7.95	0.00	0.00	0.00
One Year Ago 08-14-2018	88.83	11.17	0.00	0.00	0.00	0.00

Intensity:

- None
- D0 Abnormally Dry
- D1 Moderate Drought
- D2 Severe Drought
- D3 Extreme Drought
- D4 Exceptional Drought

The Drought Monitor focuses on broad-scale conditions. Local conditions may vary. See accompanying text summary for forecast statements.

Author:

Richard Tinker
CPC/NOAA/NWS/NCEP



droughtmonitor.unl.edu