



United States Department of Agriculture
National Agricultural Statistics Service
Alabama Crop Progress
and Condition Report



Cooperating with the Alabama Department of Agriculture and Industries
 Southern Region, Alabama Field Office · 4121 Carmichael Road · Montgomery, AL 36106 · (334) 279-3555 · (334) 279-3590 FAX
www.nass.usda.gov

June 17, 2019

Media Contact: Cynthia Price

General

According to the National Agricultural Statistics Service in Alabama, there were 5.8 days suitable for fieldwork for the week ending Sunday, June 16, 2019. Precipitation estimates for the state ranged from no rain up to 4.30 inches. Average high temperatures ranged from the mid 70s to the low 90s. Average low temperatures ranged from the mid 50s to the mid 70s.

County Comments

Hot and dry conditions have returned to the county and the soil has dried out quickly. We need rain this week for all row crops. Many acres of hay have been cut over the past week and it looks good. Wheat is being harvested and soybeans are being planted.

Belinda Woods, Cullman County

A dry week allowed for spray and side dress of cotton. Wheat harvest in its final stages and a few soybean acres left to plant behind the wheat. Pastures looking much better after last week's rain.

Jeffrey Smith, Tallapoosa County

The county received much needed rain and is expected to receive more in the coming week. This has helped the crop conditions. The pastures were better now with the exception of the south end of the county. Most producers done planting at this time.

Carol Nicholson, Bullock County

Needing rainfall again. Cotton plantings and replants were proceeding. Small grain harvest all but complete. Planting behind small grains proceeded but a need for moisture. Pastures rebounded continued rainfall needed.

James Jones Jr, Henry County

Crop Progress for Week Ending 06/16/19

Crop stage	This week	Prev week	Prev year	5 Year avg
	(percent)	(percent)	(percent)	(percent)
Corn - Silking.....	55	32	34	47
Cotton - Planted.....	98	95	93	95
Cotton - Squaring.....	28	12	16	22
Hay - 2nd Cutting.....	22	2	NA	NA
Peanuts - Planted	95	94	90	92
Peanuts - Pegging	28	4	7	10
Soybeans - Planted	73	61	82	81
Soybeans - Emerged	57	50	66	67
Soybeans - Blooming	7	NA	5	10
Winter wheat - Harvested	65	46	79	65

Conditions for Week Ending 06/16/19

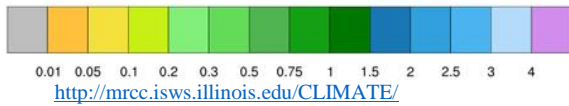
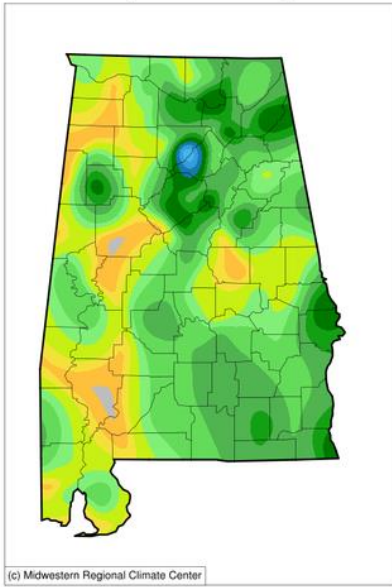
Crop	Very poor	Poor	Fair	Good	Excellent
	(percent)	(percent)	(percent)	(percent)	(percent)
Cattle.....	3	4	23	61	9
Corn.....	7	10	29	51	3
Cotton.....	0	5	39	55	1
Pasture and range	5	10	32	48	5
Peanuts	0	12	55	33	0
Soybeans	1	1	20	75	3
Winter wheat.....	1	2	30	62	5

Soil Moisture for Week Ending 06/16/19

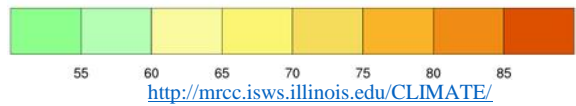
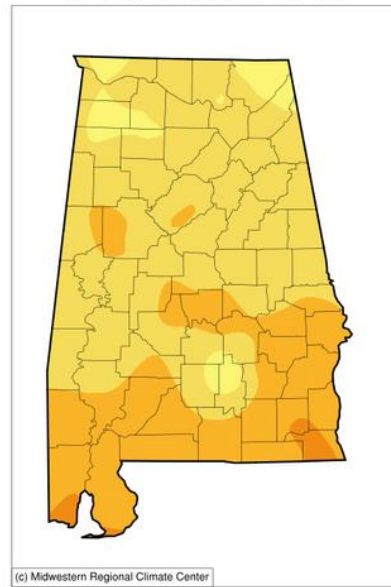
Topsoil	This week	Previous week
	(percent)	(percent)
Very short.....	13	7
Short.....	33	21
Adequate	54	68
Surplus	0	4

Subsoil	This week	Previous week
	(percent)	(percent)
Very short.....	11	7
Short.....	26	21
Adequate	63	69
Surplus	0	3

Accumulated Precipitation (in)
June 10, 2019 to June 16, 2019

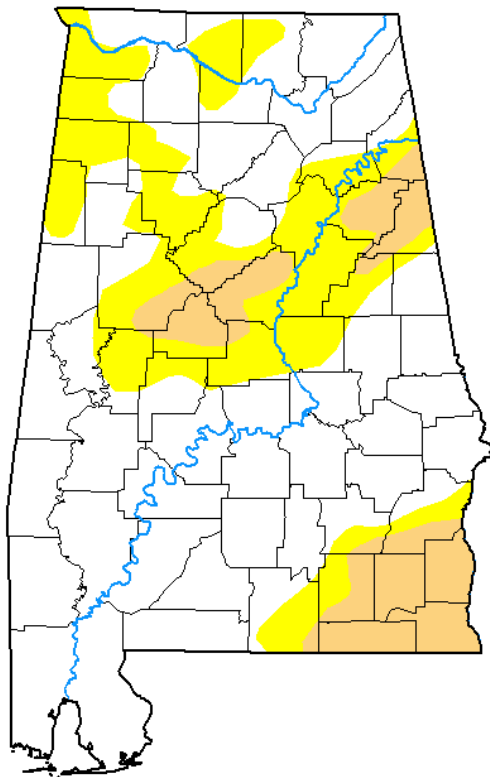


Average Temperature (°F)
June 10, 2019 to June 16, 2019



U.S. Drought Monitor Alabama

June 11, 2019
(Released Thursday, Jun. 13, 2019)
Valid 8 a.m. EDT



Drought Conditions (Percent Area)

	None	D0-D4	D1-D4	D2-D4	D3-D4	D4
Current	65.63	34.37	11.33	0.00	0.00	0.00
Last Week 06-04-2019	55.23	44.77	14.12	0.00	0.00	0.00
3 Months Ago 03-12-2019	97.22	2.78	0.00	0.00	0.00	0.00
Start of Calendar Year 01-01-2019	100.00	0.00	0.00	0.00	0.00	0.00
Start of Water Year 09-25-2018	62.25	37.75	7.95	0.00	0.00	0.00
One Year Ago 06-12-2018	93.10	6.90	0.00	0.00	0.00	0.00

Intensity:

- None
- D0 Abnormally Dry
- D1 Moderate Drought
- D2 Severe Drought
- D3 Extreme Drought
- D4 Exceptional Drought

The Drought Monitor focuses on broad-scale conditions. Local conditions may vary. See accompanying text summary for forecast statements.

Author:

David Simeral
Western Regional Climate Center



droughtmonitor.unl.edu