



**United States Department of Agriculture
National Agricultural Statistics Service
Alabama Crop Progress
and Condition Report**



Cooperating with the Alabama Department of Agriculture and Industries

Southern Region, Alabama Field Office · 4121 Carmichael Road · Montgomery, AL 36106 · (334) 279-3555 · (334) 279-3590 FAX
www.nass.usda.gov

October 10, 2017

Media Contact: Cynthia Price

General

According to the National Agricultural Statistics Service in Alabama, there were 5.9 days suitable for fieldwork for the week ending Sunday, October 8, 2017. Precipitation estimates for the state ranged from no rain up to 5.57 inches. Average high temperatures ranged from the high 70s to the high 80s. Average low temperatures ranged from the mid 50s to the high 60s.

County Comments

Hurricane Nate caused peanut producers to work day and night to get as much harvesting done as possible. Peanut producers dug and picked diseased fields first in order to minimize losses. The jury is still out as far as how much damage was done by the wind to cotton; what was once a bumper crop may turn to an above average crop.

Willie Durr, Houston County

Warm, dry conditions for most of week. Hurricane Nate brought rainfall across the area Saturday afternoon until early morning Sunday. Gusty winds did not cause any damage to crops in the Blount area.

Dan Porch, Blount County

Farmers gathered crops prior to the arrival of Hurricane Nate, which ended a long dry harvest period over the past couple of weeks. Cotton defoliation picked up over the past week and the first cotton was picked in advanced of the storm. Soybean harvest continued as more plants are turning yellow and dropping leaves. Livestock farmers hurried to plant winter forages in advanced of the anticipating rainfall from Nate.

Henry Dorough, Talladega County

Crops are still looking good at this time. Livestock are doing well; hay has had its final harvest of the year. Pasture is normal for this time of the year.

Carol Nicholson, Cullman County

Crop Progress for Week Ending 10/08/17

Crop stage	This week (percent)	Prev week (percent)	Prev year (percent)	5 Year avg (percent)
Corn - Harvested	98	94	97	91
Cotton - Bolls Opening.....	83	71	92	85
Cotton - Harvested.....	22	6	24	18
Hay - 3rd Cutting.....	81	69	NA	NA
Peanuts - Dug.....	63	44	NA	NA
Peanuts - Harvested.....	46	25	51	33
Soybeans - Dropping Leaves.....	86	70	93	79
Soybeans - Harvested	34	23	42	27
Winter wheat - Planted.....	6	1	2	6

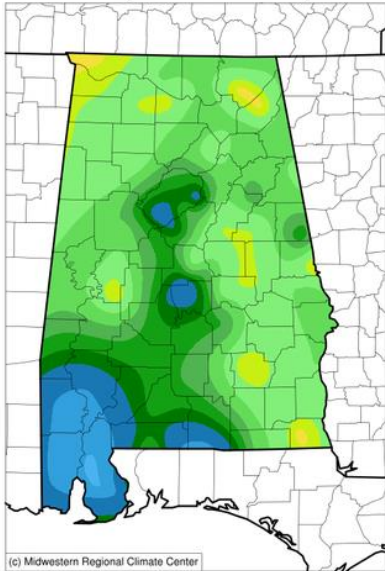
Conditions for Week Ending 10/08/17

Crop	Very poor (percent)	Poor (percent)	Fair (percent)	Good (percent)	Excellent (percent)
Cattle.....	0	1	18	77	4
Cotton.....	0	8	33	45	14
Pasture and range	0	5	19	66	10
Peanuts	0	4	28	62	6
Soybeans	0	2	12	60	26

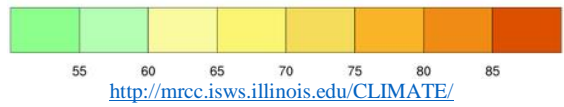
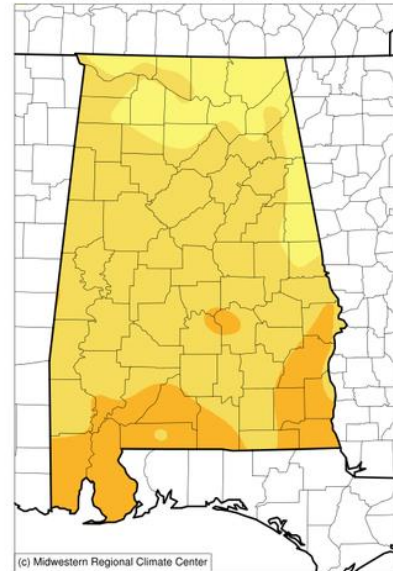
Soil Moisture for Week Ending 10/08/17

Topsoil	This week (percent)	Previous week (percent)	5 Year avg (percent)
Very short.....	3	1	15
Short.....	18	16	26
Adequate	70	77	55
Surplus	9	6	4
Subsoil	This week (percent)	Previous week (percent)	5 Year avg (percent)
Very short.....	3	0	NA
Short.....	17	14	NA
Adequate	71	80	NA
Surplus	9	6	NA

Accumulated Precipitation (in)
October 02, 2017 to October 08, 2017

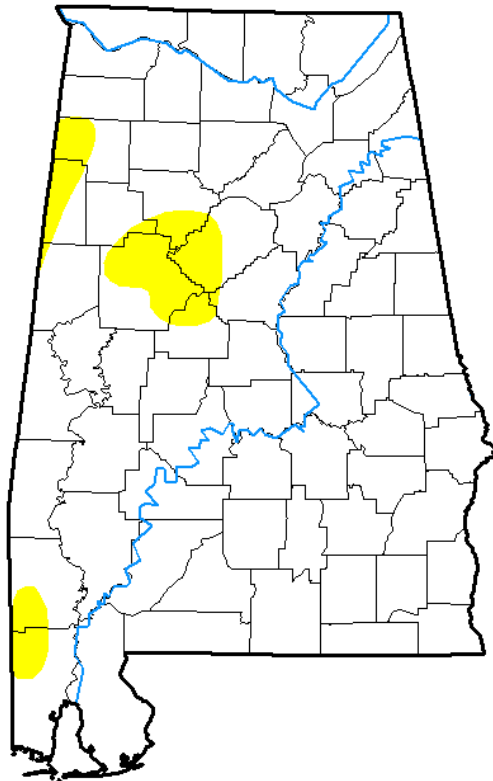


Average Temperature (°F)
October 02, 2017 to October 08, 2017



U.S. Drought Monitor Alabama

October 3, 2017
(Released Thursday, Oct. 5, 2017)
Valid 8 a.m. EDT



Drought Conditions (Percent Area)

	None	D0-D4	D1-D4	D2-D4	D3-D4	D4
Current	94.10	5.90	0.00	0.00	0.00	0.00
Last Week 09-26-2017	100.00	0.00	0.00	0.00	0.00	0.00
3 Months Ago 07-04-2017	99.22	0.78	0.00	0.00	0.00	0.00
Start of Calendar Year 01-03-2017	22.97	77.03	68.12	48.58	23.32	0.00
Start of Water Year 09-26-2017	100.00	0.00	0.00	0.00	0.00	0.00
One Year Ago 10-04-2016	13.49	86.51	55.35	23.05	8.97	0.06

Intensity:

- D0 Abnormally Dry
- D1 Moderate Drought
- D2 Severe Drought
- D3 Extreme Drought
- D4 Exceptional Drought

The Drought Monitor focuses on broad-scale conditions. Local conditions may vary. See accompanying text summary for forecast statements.

Author:

Anthony Artusa
NOAA/NWS/NCEP/CPC



<http://droughtmonitor.unl.edu/>