



**United States Department of Agriculture  
National Agricultural Statistics Service  
Alabama Crop Progress  
and Condition Report**



Cooperating with the Alabama Department of Agriculture and Industries  
Southern Region, Alabama Field Office · 4121 Carmichael Road · Montgomery, AL 36106 · (334) 279-3555 · (334) 279-3590 FAX  
www.nass.usda.gov

May 8, 2017

Media Contact: Cynthia Price

**General**

According to the National Agricultural Statistics Service in Alabama, there were 4.2 days suitable for fieldwork for the week ending Sunday, May 7, 2017. Precipitation estimates for the state ranged from no rain up to 7.5 inches. Average high temperatures ranged from the low 80s to the mid 60s. Average low temperatures ranged from the high 50s to the mid 40s.

**County Comments**

We are still facing dry conditions. The concern at this point is for the second cutting of hay. First cuttings for most producers will happen in these next few weeks. The crop conditions seem okay at this point.

**Joshua Melson, Lawrence County**

Much needed rain fell at the end of the week, but more is desperately needed. High winds from a low pressure wake caused considerable damage to wheat and other small grain crops. Most pastures and hayfields are still struggling from the drought.

**Henry Dorough, Talladega County**

Unseasonably cool weather and rain during the last part of the week put a halt to most fieldwork. Cotton is breaking through the ground and corn is looking good at this point.

**Jeffrey Smith, Elmore County**

We received good rainfall in the Wiregrass this week which provided much needed moisture to crops and pastures. The first hay cutting is a ways off as many cattlemen have just made their first application of fertilizer. Early cotton and peanuts are already starting to emerge from the soil. We are expecting planting activities to be in full swing next week on many farms.

**Willie Durr, Houston County**

**Crop Progress for Week Ending 05/07/17**

Crop stage	This week (percent)	Prev week (percent)	Prev year (percent)	5 Year avg (percent)
Corn - Planted .....	92	88	96	89
Corn - Emerged .....	82	77	90	73
Cotton - Planted .....	35	11	41	33
Hay - 1 <sup>st</sup> Cutting .....	41	28	35	NA
Peanuts - Planted .....	23	7	18	20
Soybeans - Planted .....	20	2	21	18
Winter wheat - Headed ....	93	90	88	86
Winter wheat - Harvested.	0	NA	0	1

**Conditions for Week Ending 05/07/17**

Crop	Very poor (percent)	Poor (percent)	Fair (percent)	Good (percent)	Excellent (percent)
Cattle .....	0	4	30	60	6
Corn .....	0	1	10	80	9
Pasture and range .....	0	12	40	47	1
Winter wheat .....	0	5	22	56	17

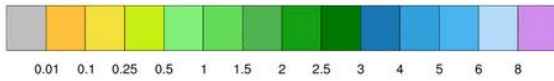
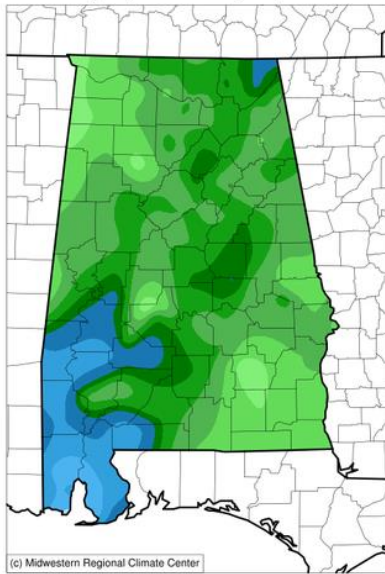
**Soil Moisture for Week Ending 05/07/17**

Topsoil	This week (percent)	Previous week (percent)	5 Year avg (percent)
Very short .....	1	9	2
Short .....	10	24	13
Adequate .....	79	62	64
Surplus .....	10	5	21

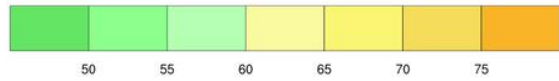
Subsoil	This week (percent)	Previous week (percent)	5 Year avg (percent)
Very short .....	2	9	NA
Short .....	15	35	NA
Adequate .....	74	51	NA
Surplus .....	9	5	NA

**Accumulated Precipitation (in)**  
May 01, 2017 to May 07, 2017



<http://mrcc.isws.illinois.edu/CLIMATE/>

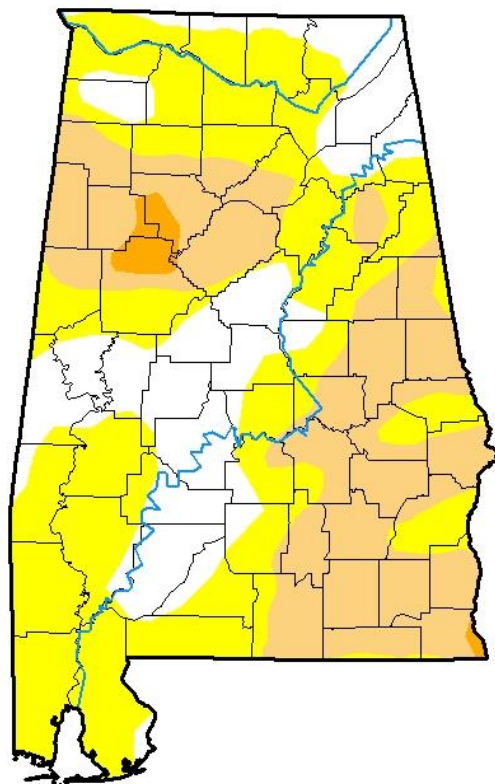
**Average Temperature (°F)**  
May 01, 2017 to May 07, 2017



<http://mrcc.isws.illinois.edu/CLIMATE/>

## U.S. Drought Monitor Alabama

**May 2, 2017**  
(Released Thursday, May 4, 2017)  
Valid 8 a.m. EDT



Drought Conditions (Percent Area)

	None	D0-D4	D1-D4	D2-D4	D3-D4	D4
<b>Current</b>	23.19	76.81	32.03	1.50	0.00	0.00
<b>Last Week</b> 04-25-2017	13.28	86.72	38.65	2.67	0.00	0.00
<b>3 Months Ago</b> 01-31-2017	32.17	67.83	48.58	23.88	2.33	0.00
<b>Start of Calendar Year</b> 01-03-2017	22.97	77.03	68.12	48.58	23.32	0.00
<b>Start of Water Year</b> 09-27-2016	17.15	82.85	47.12	17.94	6.36	0.00
<b>One Year Ago</b> 05-03-2016	86.10	13.90	1.50	0.00	0.00	0.00

**Intensity:**

- D0 Abnormally Dry
- D1 Moderate Drought
- D2 Severe Drought
- D3 Extreme Drought
- D4 Exceptional Drought

The Drought Monitor focuses on broad-scale conditions. Local conditions may vary. See accompanying text summary for forecast statements.

**Author:**

Brian Fuchs  
National Drought Mitigation Center



<http://droughtmonitor.unl.edu/>