



**United States Department of Agriculture  
National Agricultural Statistics Service  
Alabama Crop Progress  
and Condition Report**



Cooperating with the Alabama Department of Agriculture and Industries and Alabama Cooperative Extension System  
Southern Region, Alabama Field Office · 4121 Carmichael Road · Montgomery, AL 36106 · (334) 279-3555  
www.nass.usda.gov

September 26, 2016

Media Contact: Cynthia Price

**General**

According to the National Agricultural Statistics in Alabama, there were 6.7 days suitable for fieldwork for the week ending Sunday, September 25, 2016. Precipitation estimates for the state ranged from no rain up to 0.08 inches. Average high temperatures ranged from the low to high 90s. Average low temperatures ranged from the mid 60s to low 70s.

**County Comments**

Extremely dry weather continues for the TN Valley with double cropped soybeans losing potential each day. Some double cropped fields are beginning to drop leaves and defoliate as a result of drought stress.

**Tyler Sandlin, Colbert County**

Dry conditions continue to persist with little to no relief. Many of our pastures continue to get worse as no rainfall still affects many areas.

**Shane Seay, Limestone County**

A dry week with a lot of cotton being defoliated and picked. Many reports of livestock producers feeding hay. No rain at the service center for the week.

**Jeffrey Smith, Elmore County**

This week has been hot and dry. Some producers have begun to combine peanuts. A lot are digging and some cotton is being defoliated.

**Karen McDonald, Monroe County**

Scattered rain fell last Saturday in the Wiregrass area but not enough to help row crop farmers digging dryland peanuts. A good rainfall would help in harvesting peanuts and improve yields. There is some insect pressure affecting the foliage of peanuts and cotton.

**Willie Durr, Houston County**

**Crop Progress for Week Ending 09/25/16**

Crop stage	This week	Prev week	Prev year	5 Year avg
	(percent)	(percent)	(percent)	(percent)
Corn - Harvested .....	91	83	80	76
Cotton - Bolls Opening.....	88	82	76	67
Cotton - Harvested.....	6	1	5	4
Peanuts - Harvested .....	12	5	17	9
Soybeans - Dropping Leaves.....	72	55	74	54
Soybeans - Harvested .....	27	11	24	10

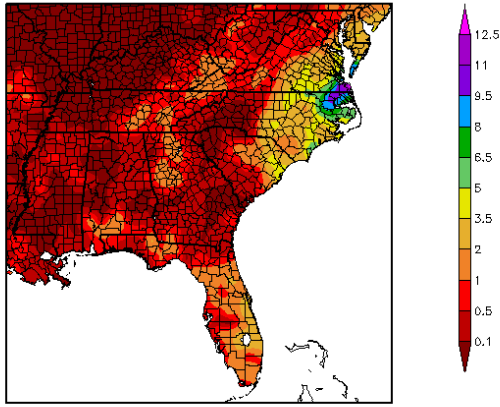
**Conditions for Week Ending 09/25/16**

Crop	Very poor	Poor	Fair	Good	Excellent
	(percent)	(percent)	(percent)	(percent)	(percent)
Cattle .....	4	7	20	66	3
Cotton.....	0	5	42	43	10
Pasture and range .....	12	17	31	37	3
Peanuts .....	0	1	51	42	6
Soybeans .....	3	14	33	41	9

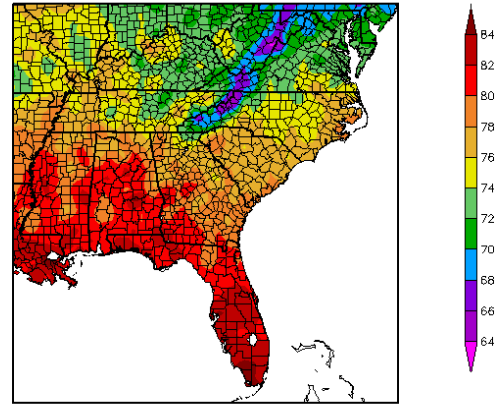
**Soil Moisture for Week Ending 09/25/16**

Topsoil	This week	Previous week	5 Year avg
	(percent)	(percent)	(percent)
Very short .....	20	15	9
Short.....	38	38	26
Adequate .....	40	45	61
Surplus .....	2	2	4
Subsoil	This week	Previous week	5 Year avg
	(percent)	(percent)	(percent)
Very short .....	17	14	NA
Short.....	40	39	NA
Adequate .....	41	45	NA
Surplus .....	2	2	NA

Precipitation (in)  
9/19/2016 - 9/25/2016



Temperature (F)  
9/19/2016 - 9/25/2016



Generated 9/26/2016 at HPRCC using provisional data.  
[www.hprcc.unl.edu/](http://www.hprcc.unl.edu/)

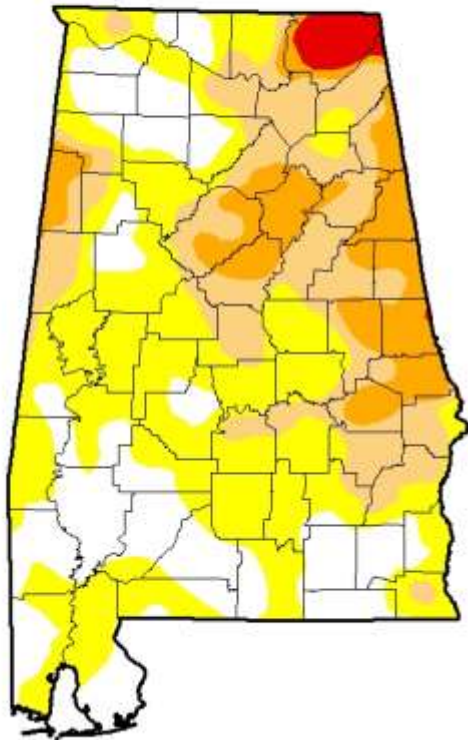
Regional Climate Centers Generated 9/26/2016 at HPRCC using provisional data.

[www.hprcc.unl.edu/](http://www.hprcc.unl.edu/)

Regional Climate Centers

## U.S. Drought Monitor Alabama

**September 20, 2016**  
(Released Thursday, Sep. 22, 2016)  
Valid 8 a.m. EDT



Drought Conditions (Percent Area)

	None	D0-D4	D1-D4	D2-D4	D3-D4	D4
<b>Current</b>	24.43	75.57	34.93	13.56	1.74	0.00
<b>Last Week</b> 9/12/2016	22.91	77.09	33.26	11.10	1.71	0.00
<b>3 Months Ago</b> 6/21/2016	43.10	56.90	40.19	12.32	0.00	0.00
<b>Start of Calendar Year</b> 12/01/2015	100.00	0.00	0.00	0.00	0.00	0.00
<b>Start of Water Year</b> 9/09/2015	37.12	62.88	4.86	0.00	0.00	0.00
<b>One Year Ago</b> 9/22/2015	33.16	66.84	17.42	0.00	0.00	0.00

**Intensity:**

- D0 Abnormally Dry
- D1 Moderate Drought
- D2 Severe Drought
- D3 Extreme Drought
- D4 Exceptional Drought

The Drought Monitor focuses on broad-scale conditions. Local conditions may vary. See accompanying text summary for forecast statements.

**Author:**  
Anthony Artusa  
NOAA/NWS/NCEP/CPC



<http://droughtmonitor.unl.edu/>